

UNNAMED — ALBEMARLE



Builder: ALBEMARLE

Year Built: 2015

Model: Sport Fisherman

Price: PRICE ON APPLICATION

Location: United States

LOA: 27' 0" (8.23m)

Beam: 9' 6" (2.90m)

Min Draft: 2' 0" (0.61m)

Max Draft: 2' 8" (0.81m)

Our experienced yacht broker, Andrey Shestakov, will help you choose and buy a yacht that best suits your needs **unnamed — ALBEMARLE** from **our catalogue**. Presently, at **Shestakov Yacht Sales Inc.**, we have a wide variety of yachts available on **our sale's list**. We also work in close contact with all the big **yacht manufacturers** from all over the world.

If you would like to buy a yacht **unnamed — ALBEMARLE** or would like help answering any questions concerning purchasing, selling or chartering a yacht, please call **+1(954)274-4435**

TABLE OF CONTENTS

TABLE OF CONTENTS	2
SPECIFICATIONS	4
Overview	4
Basic Information	4
Dimensions	4
Speed, Capacities and Weight	4
Accommodations	5
Hull and Deck Information	5
Engine Information	5
DETAILED INFORMATION	6
Courtesy of Albemarle	6
Construction	6
Mechanical	6
Electrical	7
Cockpit	7
Helm Deck	7
Cabin	8
Miscellaneous	8
Exclusions	8
Disclaimer	9
PHOTOS	10
2	10
3	10
4	10
5	10
6	10
7	10
8	10

9	10
10	11
11	11
12	11
13	11
14	11
15	11
16	11
CONTACTS	12
Contact details	12
Telephones	12
Office hours	12
Address	12

SPECIFICATIONS

Overview

The Albemarle 288 OBXF (Outboard Express Fisherman) is the early version of the current 27 Express. She has the same hull, same Yamaha power, same layout and even the same white powdercoat on the hardtop frame. But she also has a bow pulpit and windlass for easy anchoring. This particular boat is well equipped with many thoughtful options including air conditioning and heat at the helm and a generator. She is a one owner boat and has always been lift kept. Save more than \$100k off the price of a new boat and enjoy all the benefits of a strong, well built, offshore capable express fishing boat.

Basic Information

Category: Sport Fisherman

Sub Category: Express

Model Year: 2015

Year Built: 2015

Country: United States

Dimensions

LOA: 27' 0" (8.23m)

LWL: 27' 1" (8.25m)

LOD: 32' 0" (9.75m)

Beam: 9' 6" (2.90m)

Min Draft: 2' 0" (0.61m)

Max Draft: 2' 8" (0.81m)

Speed, Capacities and Weight

Displacement: 9500 Pounds

Water Capacity: 21 Gallons

Fuel Capacity: 228 Gallons

Accommodations

Total Cabins: 1

Hull and Deck Information

Hull Material: Fiberglass

Hull Configuration: Deep Vee

Hull Color: White

Engine Information

Engines: 2

Manufacturer: Yamaha

Model: F300

Engine Type: Outboard

Fuel Type: Gas/Petrol

DETAILED INFORMATION

Courtesy of Albemarle

You asked and we listened. The new 27 Express was driven by customer demand for a strong, proven express fisherman with the performance enhancements of modern four-stroke Yamaha engines. With higher cruise speed, increased fuel economy and greater range, the Albemarle 27 creates a whole new realm of possibilities for weekend adventures. A comfortable helm deck, rear-facing cockpit seating, a well-appointed cabin with luxury finishes and a spacious multi-function storage compartment below the helm deck, it has every amenity an active family could need. Sporting a wide array of hardcore fishing features and the strength and safety of Albemarle's legendary offshore capability, the 27 is a perfect combination of fishability and family fun. Serious anglers will appreciate its offshore ability, exceptional handling in rough seas, and fuel economy. Family and guests will appreciate the beautifully redesigned decks, sleek lines, and uncommonly roomy cabin. It provides the ultimate package of hardcore fishing amenities to satisfy any big game enthusiast without the 30 foot plus price tag. Please note: the above description is for the current Albemarle 27 Express. The model 288 OBXF has the same hull, layout and accommodations but features a bow pulpit and windlass.

Construction

- Armstrong Custom Twin Engine Bracket
- Bonded and Mechanically Fastened Hull, Deck, and Liner
- Fiberglass Encapsulated Stringer System
- Heavy Duty Vinyl Rub Rail with Stainless Steel Insert
- Non-Skid Deck and Cockpit
- Solid Fiberglass Hull

Mechanical

- Aluminum Fuel Tank
- Bilge Pumps (2) with Indicator Lights, Float Switches (2), High-water Alarms (2)
- Double Stainless Steel Hose Clamps below Waterline
- Flanged Bronze Seacocks on All Through-Hulls Below Water Line
- Flexible Fuel Lines
- Fuel/ Water Separator Filters
- Gas Shock Assisted Helm Deck Hatch Lift
- Hydraulic Steering
- Pressurized Water System

- Trim Tabs

Electrical

- 110V 30 Amp Dockside Wiring w/ Breakers
- 30 Amp Shore Power Cord, 50 feet
- 12V LED Lighting
- AC/DC Electrical System
- Battery Charger
- Battery Paralleling Switch
- Bonded Electrical System
- Circuit Breaker Protected Throughout
- Color-coded Wiring System
- Engine Alarm System
- Heavy-duty Marine Batteries(3) with Boxes
- Horn
- LED Navigational Lighting
- Lighted Rocker Style Switch Panel
- Pre-wiring for Electronics
- Remote Battery Switches

Cockpit

- Freshwater Washdown
- Indirect LED Cockpit lighting
- Molded Fiberglass, Self-Bailing Cockpit
- Rod Racks Under Gunwale
- Saltwater Washdown
- Scuppers with Flaps
- Stainless Steel Flush-mounted Rod holders (4)
- Transom Fishbox/ Storage Box
- Transom Live Bait Well with ?Calming Blue? Gelcoat and LED Light
- Twin In-Deck Fishboxes with Macerator Pump-out Systems
- Twin Mezzanine style Aft-facing Seats

Helm Deck

- 12 Volt Accessory Outlet
- Companion-Way Door
- Dash Designed for Flush Mounted Electronics
- Drink / Cooler Box

- Drink Holders
- Flush Mounted Compass with light
- Full Instrumentation with Digital Engine Display
- Helm & Companion Chairs with Flip-up Bolster
- Helm Ventilation Fan
- Multi-function Storage Compartment with Gas-assisted Lift
- Stainless Steel Steering Wheel
- Tackle Storage Cabinets with Drawers
- Trim Tab Switches with Indicators
- Weather-protected Switches and Instruments with Backlights
- Windshield with Side Vents and Wipers

Cabin

- Bomar Hatch with Screen
- Carbon Monoxide/Smoke Alarm
- Chrome Finished Positive Catch Push Button Latches on All Cabinetry
- Custom Cherry Interior Wood Cabinetry
- Electric Head with Holding Tank
- Galley w/ Solid Surface Countertop and Sink, Microwave, Refrigerator, and Dinette Table
- Hook for Pull-Out Faucet Shower
- Lockable Rod Storage
- Molded Non-skid Flooring
- Separate Head Compartment with Solid Surface Countertop and Sink
- V-berth Lounge with Cushions and Storage Beneath

Miscellaneous

- Anchor Locker w/Bow Access
- Bow, Spring, and Stern Cleats
- Coast Guard Safety Kit
- Stainless Steel Bow Eye
- Stainless Steel Bow Rail
- Stainless Steel Stern Hawse Pipes
- Stainless Steel, Thru-bolted Deck Hardware

Exclusions

Owner's personal belongings.

Disclaimer

The Company offers the details of this vessel or yacht in good faith but cannot guarantee or warrant the accuracy of this information nor warrant the condition of the vessel. A buyer should instruct his representatives, agents, or his surveyors, to investigate such details as the buyer desires validated. This vessel or yacht is offered subject to prior sale, price change, or withdrawal without notice.

PHOTOS

2



3



4



5



6



7



8




9



10




11



12




13




14



15



16



CONTACTS

Andrey Shestakov, leading yacht broker of the sales department of Shestakov Yacht Sales Inc. Shestakov Yacht Sales Inc., the official representative of the Miami/Fort Lauderdale FL headquarters.

Contact details

Email: **andrey@shestakovyachtsales.com**

Web: shestakovyachtsales.com/en/

Telephones

USA: **+1(954)274-4435**

Office hours

Monday – Saturday: **9:00 - 21:00** EDT

Sunday: **closed**

Address



Harbour Towne Marina, 850 NE 3rd St, STE 213, Dania, FL 33004