

HARMONY ESCAPE — BENETEAU



Builder: BENETEAU

Year Built: 2014

Model: Cruising/Racing Sailboat

Price: PRICE ON APPLICATION

Location: United States

LOA: 56' 5" (17.20m)

Beam: 16' 4" (4.98m)

Min Draft: 6' 1" (1.85m)

Max Draft: 7' 10" (2.39m)

Max Speed: 10 Kts. (12 MPH)

Our experienced yacht broker, Andrey Shestakov, will help you choose and buy a yacht that best suits your needs **Harmony Escape — BENETEAU** from our catalogue. Presently, at Shestakov Yacht Sales Inc., we have a wide variety of yachts available on our sale's list. We also work in close contact with all the big yacht manufacturers from all over the world.

If you would like to buy a yacht **Harmony Escape — BENETEAU** or would like help answering any questions concerning purchasing, selling or chartering a yacht, please call **+1(954)274-4435**

TABLE OF CONTENTS

TABLE OF CONTENTS	2
SPECIFICATIONS	3
Overview	3
Basic Information	3
Dimensions	3
Speed, Capacities and Weight	4
Accommodations	4
Hull and Deck Information	4
Engine Information	4
DETAILED INFORMATION	5
Construction	5
Deck Equipment	5
Interior	7
Engine	9
Electricity	9
Plumbing	10
Gas	10
Disclaimer	10
Exclusions	10
Disclaimer	10
PHOTOS	11
CONTACTS	18
Contact details	18
Telephones	18
Office hours	18
Address	18

SPECIFICATIONS

Overview

Open to trade-ins. Financing is available.

The audacious and innovative concept of this range of cruisers finds full expression in the Sense 55. The cabins resemble bedrooms, the circulation on board is designed on one level, the day and night living spaces are more distinct and access to the sea has been re-examined.

Making elegance a lifestyle. Spacious and flooded with light, the interior of the Sense 55 belongs to the world of superyachts. The owner's cabin has outstanding features: shower-room, private office, many functional storage areas, spacious and open floor area. Guests are accommodated in two double cabins with all the luxury of private suites.

Wherever you look your eyes are drawn to the sea and the horizon. The raising of the saloon gently connects the interior and exterior spaces.

Bringing all the maneuvers to the helm station makes her remarkably easy to sail with a limited crew.

With a low hull on the water, the sense 55 offers a satisfying feeling of confidence. Minimal heel, perfect balance under sail and easy maneuverability combine to offer surprising sailing speeds and exceptional cruising comfort.

Basic Information

Category: Cruising/Racing Sailboat

Sub Category: Sloop

Model Year: 2014

Year Built: 2014

Country: United States

Dimensions

LOA: 56' 5" (17.20m)

LWL: 52' 3" (15.93m)

Beam: 16' 4" (4.98m)

Min Draft: 6' 1" (1.85m)

Max Draft: 7' 10" (2.39m)

Speed, Capacities and Weight

Max Speed: 10 Kts. (12 MPH)

Displacement: 40918 Pounds

Water Capacity: 169 Gallons

Holding Tank: 56 Gallons

Fuel Capacity: 110 Gallons

Accommodations

Total Cabins: 3

Total Berths: 3

Sleeps: 6

Total Heads: 3

Hull and Deck Information

Hull Material: Fiberglass

Hull Configuration: Monohull

Hull Color: Blue

Exterior Designer: Berret Racoupeau Yacht Design

Interior Designer: Nauta Design

Engine Information

Engines: 1

Manufacturer: Yanmar

Model: 75 HP Saildrive

Engine Type: Inboard

Fuel Type: Diesel

DETAILED INFORMATION

Construction

- Design in accordance with European Directive requirements and according to EC certification
- Monolithic hull design in polyester
- Monolithic structural counter molding laminated and bonded to the hull
- Deck in balsa and glass fiber sandwich covered in "diamond point" type non-slip surface
- Hull/deck joint screwed, bonded and covered with a single solid wood rubbing strake screwed in place
- Cast iron keel bonded and bolted using stainless steel bolts and counter plate
- Twin under hung rudders with stainless steel stock
- White colored hull - Grey metallic livery

Deck Equipment

RIGGING

- Standard mast SELDEN 9/10 anodized aluminium installed on the deck, 2 aft-swept spreaders - MDS roller slides
- Anodised aluminium boom • Discontinuous stainless steel standing rigging
- Backstay: Bridle
- Rigid boom vang with tackle
- Genoa furling system with drum on the deck
- 2 Blocks "STANDUP" on mainsheet arch
- 2 genoa tracks with piston adjusted traveler cars - 2 Genoa sheet return blocks
- Rigging run back to cockpit (except boom topping lift)
- Complete running rigging: Main halyard, genoa halyard with clutch on mast and cleat, Boom topping lift with cleat on mast, Mainsheet, 2 Genoa sheets 2 rapid reefing lines, 1 manual reef
- 12 Jammers, and other control lines
- 2 rope boxes

WINCHES

- 2 Self-tailing genoa sheet winches (H60.2 STC)
- 2 Self tailing coachroof winches (H46.2 STC to starboard, H50.2 STC to port)
- 2 Winch handles SpeedGrip
- 2 Winch handle boxes

SAILS

- Dacron furling genoa
- Full batten dacron mainsail with Beneteau logo
- Lazy Jack and Lazy Bag in Natural color

MOORING LINES - MOORING

- Self-draining chain locker
- Stainless steel bow fitting 2 rollers - Stainless steel bobstay
- 12 V - 1500 W Vertical electrical windlass - Remote control
- 8 Aluminium mooring cleats - Stainless steel deck line protection

SAIL LOCKER

- Access through deck hatch
- Stainless steel ladder
- Hatch giving access to chain locker

SAFETY ON DECK

- 1 Open stainless steel forward pulpit
- 2 fixed stainless steel push pits
- Stainless steel backrests fitted to helm seats
- 1 Lifebuoy support bracket
- 1 Outboard engine bracket
- 1 Ensign staff
- Double guardrail and stainless steel stanchions - Opening to port and to starboard in guardrail
- 2 Stainless steel handrails on deck
- 2 Stainless steel handrails on fixed arch

COCKPIT

- Self-draining cockpit
- 1 Port cockpit locker - Access to technical area or Occasional cabin (optional)
- 1 Starboard cockpit locker - Access to technical area
- Gas locker beneath starboard cockpit seat
- Natural solid wood slatted cockpit benches
- 1 Life raft locker in cockpit sole
- 2 Steering wheel consoles: Stainless steel steering wheels - 900 mm / 2'11" diameter - leather covered - Stainless steel handrail - navigation instrument support (optional instruments) - Glass holder - 2 Steering compass on binnacle
- 2 Deck access points to tiller system • Backrests to helm (Natte Stone)
- 1 Tiller
- Engine throttle and control panel to starboard
- Wooden cockpit table with leaf to starboard which can be transformed into sun-bathing area
- 1 Fixed composite arch

- 2 waterproof loudspeakers on fixed arch
- Cockpit lighting integrated in fixed arch
- 1 Glazed companionway hatch drops into cockpit sole - manually operated
- 2 Fixed windows to the aft of the coach roof

AFT TRANSOM

- Retractable transom to cockpit
- 2 Height-adjustable helmsman's seats
- Natural solid wood decking on sun deck
- 1 Stainless steel bathing ladder - solid wood steps - folds into locker
- 1 Hot and cold cockpit shower
- 1 Shore power socket
- 2 wet lockers on skirt
- Transom protector for raising the tender

Interior

- Alpi Fruitwood / lacquered white - Saloon / Galley
- White ceruse oak laminate flooring
- Bulkheads upholstered in vinyl fabric
- Fabric upholstery in the saloon
- Marine mattresses in the cabins

COMPANIONWAY

Headroom: 1,99 m / 6'6"

- Wooden companionway with cold-molded 3 steps
- 2 Leather covered stainless steel handrails

PORT SALOON

Headroom: 1,98 m / 6'6"

- U shaped saloon bench
- Saloon table in 1 piece, Varnished wood top with inlay, Aluminium legs.
- 1 central unit with folding bench seat - Stowage - Bar
- Shelves and stowage along the hull, Storage under bench seats
- 1 Hull porthole with curtain
- 1 Fixed deck house side window with concertina blind
- 1 Fixed wrap-around window to cockpit + Blind
- 1 flush deck hatch with blind / Mosquito net

CHART TABLE

- Control console with flap - oddments locker - Storage - Moulded wood fiddle
- Navigator's seat with (15°) tilting cushion to compensate for heel
- Electrics panel
- Navigation instrument panel (without instruments)
- Radio CD player / Stereo MP3 - 2 Loud speakers
- Battery switch panel + Breaker panel

GALLEY - STARBOARD

Headroom: 1,97 m / 6'6"

- Lengthways kitchen • Synthetic resin worktop Grey
- 1 Sink with 2 rectangular bowls, in Grey synthetic resin
- 1 Valve - Faucet
- 1 Gas cooker 2 burners, Stainless steel oven on mountings
- 1 Fridge 200 l, ice-cube tray, front and top-opening
- 1 Cooler 100 l, top opening
- Cupboards - Drawers - equipped lockers
- 1 Hull porthole with curtain
- 1 Fixed deck house side window with concertina blind
- 1 Fixed wrap-around window to cockpit + Blinds
- 1 flush deck hatch with blind / Mosquito net

FORWARD CABIN

Headroom: 1,94 m / 6'4"

- Central double bed (2,03 m x 1,21 m - 1,70 m / 6'8" x 4' - 5'7") - Slatted bed base
- Wardrobe, Cupboard, Shoe cabinet • Leather-topped dressing table with removable seat
- Mirrors
- 2 Hull portholes with curtain
- 2 Opening deck hatches with blind / Mosquito nets

FORE WASHROOM

Separate shower, to port Headroom: 1,93 m / 6'4"

- Private access via glazed door
- Mirror - Cupboard • Shower - Faucet
- 1 flush deck hatch with blind / Mosquito net

Separate WC, to starboard Headroom: 1,94 m / 6'4"

- Manual marine toilet
- Washbasin - Synthetic resin worktop - Faucet
- Mirror
- Toilet accessories

- Cupboard - Cubby hole locker
- 1 flush deck hatch with blind / Mosquito net

CABINS - PORT AND STARBOARD

Headroom: 1,97 m / 6'6" 2 Cabins each with:

- Sliding entrance door
- Double bed (2,00 m x 1,00 m - 1,56 m / 6'7" x 3'3" - 5'1") - Slatted bed base
- Hanging locker - Shelving - Drawers
- Mirror
- 1 Hull porthole with curtain
- 1 Opening deck hatch with blind / Mosquito net

HEADS VERSION - PORT AND STARBOARD

Headroom: 1,94 m / 6'4" 2 Each washroom containing:

- Private entrance through cabin
- Separate moulded shower, Faucet
- Manual marine toilet
- Washbasin - Synthetic resin worktop - Faucet • Mirror
- Toilet accessories
- Cupboard and cubby hole
- 1 Opening deck hatch with blind / Mosquito net

Engine

- Engine Yanmar Diesel 75 hp / 75 HP Sail Drive
- Engine control - Starting - Control panel in cockpit
- Engine compartment: Foam soundproofing - Ventilation: 1 air intake and 1 pressured air outlet
- 1 Alternator 12 V / 125 Ah (Dock & Go: 1 Alternator 12 V / 120 Ah)
- 1 Rotomoulded diesel tank (415 l / 110 US Gal in the saloon) - Electronic gauge - Low level alarm - 1 Deck filler
- Filters: Sea water - Diesel - Decanter • Fixed three blades propeller
- Engine access via companionway and machinery space (opening with gas piston)

Electricity

- 12 V circuit - 220 V circuit
- 2 service batteries (2x140 Ah) - 1 Engine battery (110 Ah)
- 1 40 Ah Battery charger - 1 220V shore power - 1 Power distributor
- Electrical panel (12 V / 220 V) (Circuit breakers - Voltmeter - Water gauge - Fuel gauge -

Battery warning - Fuel warning)

- Sockets 220V • Interior lighting: Halogen ceiling lights, Reading lights
- Outside lighting: 1 Forward and aft navigation lights - 1 Engine navigation light / Spreader light forward of mast - 1 Anchor light on masthead - 1 Deck light
- Wire runs for options cables

Plumbing

- 3 Rotomoulded freshwater tanks (3 x 200 l / 3 x 53 US Gal) - Saloon / Side cabins - Separate fillers - Tank selection with ¼ bypass valves
- Pressurized electric water pump - Expansion tank - Inline filter
- 40 L / 11 US Gal Electric water heater (Operation off engine or on 220 V electrical system)
- 1 80 L / 21 US Gal rigid black water holding tank in port head compartment
- Electrical shower drain pumps
- 2 Electric bilge pumps - 1 Manual bilge pump
- 1 Electric ice box drain pump

Gas

- Gas bottle box in the cockpit (1 or 2 bottles, according to model)
- Regulator and safety tap

Disclaimer

The Company offers the details of this vessel in good faith but cannot guarantee or warrant the accuracy of this information nor warrant the condition of the vessel. A buyer should instruct his agents, or his surveyors, to investigate such details as the buyer desires validated. This vessel is offered subject to prior sale, price change, or withdrawal without notice.

Exclusions


Owner's personal belongings.

Disclaimer


The Company offers the details of this vessel or yacht in good faith but cannot guarantee or warrant the accuracy of this information nor warrant the condition of the vessel. A buyer should instruct his representatives, agents, or his surveyors, to investigate such details as the buyer desires validated. This vessel or yacht is offered subject to prior sale, price change, or withdrawal without notice.

PHOTOS
















CONTACTS

Andrey Shestakov, leading yacht broker of the sales department of Shestakov Yacht Sales Inc. Shestakov Yacht Sales Inc., the official representative of the Miami/Fort Lauderdale FL headquarters.

Contact details

Email: andrey@shestakovyachtsales.com

Web: shestakovyachtsales.com/en/

Telephones

USA: +1(954)274-4435

Office hours

Monday – Saturday: **9:00 - 21:00** EDT

Sunday: **closed**

Address



Harbour Towne Marina, 850 NE 3rd St,
STE 213, Dania, FL 33004