

ALLEY G — SELENE



Builder: SELENE

Year Built: 2006

Model: Trawler

Price: PRICE ON APPLICATION

Location: United States

LOA: 53' 0" (16.15m)

Beam: 16' 8" (5.08m)

Max Draft: 5' 9" (1.75m)

Cruise Speed: 8 Kts. (9 MPH)

Max Speed: 11 Kts. (13 MPH)

Our experienced yacht broker, Andrey Shestakov, will help you choose and buy a yacht that best suits your needs **Alley G — SELENE** from **our catalogue**. Presently, at **Shestakov Yacht Sales Inc.**, we have a wide variety of yachts available on **our sale's list**. We also work in close contact with all the big **yacht manufacturers** from all over the world.

If you would like to buy a yacht **Alley G — SELENE** or would like help answering any questions concerning purchasing, selling or chartering a yacht, please call **+1(954)274-4435**

TABLE OF CONTENTS

TABLE OF CONTENTS	2
SPECIFICATIONS	3
Overview	3
Basic Information	3
Dimensions	4
Speed, Capacities and Weight	4
Accommodations	4
Hull and Deck Information	4
Engine Information	4
DETAILED INFORMATION	5
Accommodations	5
Galley	6
Electronics	7
Deck and Hardware	8
Electrical	9
Mechanical	10
Updates Since 2016	11
Brokers Remarks	11
Exclusions	11
Disclaimer	11
PHOTOS	12
CONTACTS	32
Contact details	32
Telephones	32
Office hours	32
Address	32

SPECIFICATIONS

Overview

As I walked down the dock to see ALLEY G for the first time, it quickly struck me how beautiful the Selene 53 is. It is a “boaters-boat”, a “yachtsman-yacht” and the type of yacht that will turn heads on any water way and in any marina. From the Flag Blue hull and white superstructure to the reversed pilothouse windows, ALLEY G is truly stunning.

The Selene 53 is one of the most successful yachts of the Selene Ocean Trawler line. It's a displacement yacht meant for long-range cruising, big for her length and beamy. Her shape below the waterline and single engine is fuel efficient. The big slow-turning prop responds instantly to increases in throttle. Soft chines forward sharpen to hard chines near amidships, and from there to the transom, the run stays flat, much like that of a ship. It sweeps up to let solid water flow to the prop and rudder. A keel of barely discernible drag becoming deeper aft than forward provides directional stability, helps damp roll and protects the prop and rudder during grounding. The Selene 53 has its master stateroom amidships, the area of least pitching, a general design principle for a cruising yacht. As Bill Parlatore of the prestigious American magazine Passagemaker writes, “Gunkholing Alaska or cruising the Caribbean, the Selene 53 does it with ease. And it has the long legs to cross oceans. “

ALLEY G is seriously for sale. The seller completed the Northern Route of the Great Loop in the Summer of 2018 and is ready to spend more time ashore. The maintenance is up to date and the systems are entirely functional. No disappointments in ALLEY G.

The preferred three stateroom, two head layout with private steps to the master cabin in the salon, as well as, steps from the pilothouse to the lower level to access all three staterooms and the guest head.

The layout photos show the barrel chairs on the starboard side of the salon, ALLEY G has a settee instead.

Basic Information

Category: Trawler

Sub Category: Long Range Cruiser

Model Year: 2006

Year Built: 2006

Country: United States

Fly Bridge: Yes

Cockpit: Yes

Dimensions

LOA: 53' 0" (16.15m)

Beam: 16' 8" (5.08m)

Max Draft: 5' 9" (1.75m)

Speed, Capacities and Weight

Cruise Speed: 8 Kts. (9 MPH)

Max Speed: 11 Kts. (13 MPH)

Displacement: 95000 Pounds

Water Capacity: 430 Gallons

Holding Tank: 80 Gallons

Fuel Capacity: 1680 Gallons

Accommodations

Total Cabins: 3

Total Heads: 2

Hull and Deck Information

Hull Material: Fiberglass

Engine Information

Engines: 1

Manufacturer: John Deere

Model: 6081 Tier II

Engine Type: Inboard

Fuel Type: Diesel

DETAILED INFORMATION

Accommodations

The interior is stunning with teak and cherry interior woodwork and joinery, light blue salon fabrics and light blue leather pilothouse fabrics, louvered doors, and teak and holly flooring.

The overheads are beautiful and feature teak hand rails. The windows are large and bring in an abundance of natural light and ventilation.

Enter the cockpit by way of the port, starboard or stern doors. The cockpit is large and has a settee aft with a table with a folding down leaf. The swim platform is aft and offers excellent safety to maneuver with added stainless-steel rails. Forward and to starboard is a cabinet that offers engine and bow thruster controls by opening the top and storage below. The sides are wide and offers ease of maneuverability and safety. There are two steps up to the pilothouse level leading to port and starboard pilothouse doors. The foredeck is protected with a Portuguese bridge with storage and a doorway that leads onto the bow. The bow offers safety with oversized stainless-steel stanchions and rails and access to the anchor windlass and bow pulpit.

Back to the cockpit there is access into the stern lazarette. In the lazarette is the combination washer/dryer, plenty of storage and the Volvo auxiliary "Get Home" engine. Access into the engine room is through a water tight door.

You enter the main salon through a Dutch door. The salon is large and has a L-Shaped settee to port with a high-low table that has two folding leaves. The settee will slide open to make a double berth. Under the settee is access to battery switches and storage. Along the starboard side is a straight settee with an aft built-in end table. The salon windows are covered with wood miniblinds and some open with screens. Forward and to port is the U-Shaped Galley. The galley is large and features large appliances and plenty of storage and food preparation spaces. Additional engine room access is gained through a hatch in the galley flooring. Across from the galley is a cabinet with additional storage and a stairway that leads to the master stateroom and water tight door into the engine room. Above the steps is a china storage cabinet. Up three steps from the galley area is the pilothouse. Just inboard of the steps are storage cabinets and a cabinet with the ice maker. The pilothouse offers excellent visibility. There is a centered helm with single helm chair. Aft of the helm is a L-Shaped seating area that is elevated to ensure the guests have an excellent view as well. Above the seating is a single watch berth. The helm area has excellent access to all ship's systems and electronics. Aft and to starboard is the steps that lead to the flybridge. The flybridge is protected with a dark blue Sunbrella bimini. The helm is centered and has a helm and companion seat. Access to all electronics and controls are within easy reach. Aft of the helm seats is an L-Shaped settee for guests. The helm area is protected with stainless steel safety rails.

Along the starboard side is a cabinet for storage and the center top opens to reveal the electric BBQ grill. The aft bridge deck has dingy storage chocks to starboard and the davit lift to port. There is storage for two kayaks or paddleboards. The radar arch can be folded down if needed for height restrictions.

Back to the pilothouse and down the forward spiral steps is access to the staterooms. Immediately aft is the master cabin that also has access from the galley area. The master is large and comfortable. The queen berth is centered with port and starboard built-in night stands and storage. Along the port side is a large cabinet with storage drawers and the aft top opens for a vanity with mirrored top. There are hanging lockers and storage as well. To starboard is the master head with large vanity and separate shower stall. The head sole is granite and the shower has a removable teak grate. A privacy door aft opens to the aft companionway and the forward privacy door opens to access the other staterooms and steps to the pilothouse.

In the forward companionway and to port is the guest cabin with high low bunks, ample storage and an office desk area, hanging locker and a privacy door. To starboard is the guest head with vanity, storage, separate shower stall, granite flooring and a teak grate in the shower. All the way forward is the VIP cabin with a centerline queen berth with port and starboard step up for ease of getting into bed. Along the port and starboard sides are storage and hanging lockers. Overhead is an opening hatch for added light and air. A privacy door leads to the cabin companionway.

Back to the forward master companionway there is a water tight door that leads into the engine room. The engine room is large and offers complete access to the John Deere engine, generator and ship's systems and controls.

Galley

The galley is a wonderful place just forward and to port of the main salon which allows the onboard chef to be in direct communication with guests. With plenty of storage space and food preparation space, the galley will please even the most discriminating onboard chef.

- Solid surface counter tops with backsplash and faucet with sprayer
- Double stainless-steel sinks with faucet and sprayer
- Force-10 stainless steel propane oven with three burner stove top
- Trident Propane Control with solenoid
- Galley exhaust blower
- GE Space Save microwave oven
- Keurig coffeemaker on counter top
- Vitrifrigo dual voltage refrigerator and freezer
- Raritan Icerette 85 automatic ice maker in cabinet to pilothouse
- Force-10 propane grill on flybridge in covered cabinet with storage

- Fresh water filtration system with filters and controls in engine room
- Trash receptacle in lower cabinet
- Ample storage cabinets in galley
- Ample storage drawers in galley
- In the counter drop in pantry storage
- Overhead wine glass storage on port side in galley
- China cabinet above steps on starboard side leading to master stateroom
- Storage cabinet along the starboard side of galley
- Spice rack and magnetic knife holder

Electronics

All pilothouse and flybridge electronics are within easy reach of the helm.

Pilothouse:

Moving up three steps from the main salon one enters the pilothouse, which is the epicenter of the Selene. The pilothouse features a large L-Shaped settee and teak table for the captain and crew. It is raised by about six inches to help improve outward visibility. Just aft of the settee is an off-watch pilot berth. The pilothouse features Diamond Sea Glaze Dutch doors on either side for access to the forward decks. A companionway leads up to the flybridge and a stairwell down to two staterooms.

- Danforth Constellation compass
- Furuno FR-8062 radar display
- Furuno 72-mile, 6 kW open array radar mounted on stainless steel arch on radar arch
- Garmin GPS Map 7612 touch screen chartplotter and display
- Dell 17" LCD computer monitor
- HP Computer with Coastal Explorer Nav Software Rose Point
- Raymarine ST-60+ Graphic display
- Raymarine ST-8002 autopilot control with remote
- ICOM IC-M504 VHF radio with DSC and ICOM SP-24 remote speaker
- ICOM BC-162 hand held VHF radio
- ICOM Command Mic III RAM microphone
- ICOM RAM microphone from VHF on flybridge
- VDO Rudder Angle Indicator
- ACR remote controlled spotlight
- Exalto windshield wiper controls with (3) windshield wipers
- Side Power bow and stern thruster joystick controls
- NAIAD stabilizer control

Flybridge:

Up a few steps from the pilothouse is the flybridge. Large with excellent visibility and plenty of guest seating. Along the starboard side is a cabinet and electric BBQ grill. Overhead protected by a Sunbrella bimini and access to the RIB is aft.

- Danforth Constellation compass
- Dell 17" LCD computer monitor
- Garmin GPS Map 7612 touch screen chartplotter and display
- Raymarine ST-60+ wind indicator
- Raymarine ST-60+ depth indicator
- Raymarine ST-60+ speed and log
- Raymarine RS125 WAAS GPS
- Raymarine ST-8002 autopilot control with remote
- ICOM IC-M504 VHF radio with DSC
- VDO rudder angle indicator
- ACR remote controlled spotlight
- NAIAD stabilizer controls

Deck and Hardware

- Bow pulpit with dual stainless-steel anchor rollers and stainless chafe protection
- Ideal H3M electric windlass with dual gypsy and capstan
- Anchor windlass helm and foot controls
- Delta 88 lbs. primary anchor with chain rode
- Bruce 110 lbs. secondary anchor with chain rode
- Haise pipes for chain and rode
- Stainless steel Sampson post 5"
- Fresh and raw water washdowns
- Port and starboard anchor lockers
- Stainless steel stations and rails on bow
- Port and starboard fender holders on bow
- Bow deck settee with cushions and storage
- Portuguese bridge with storage cabinets
- Port and starboard Dutch door pilothouse doors
- Cockpit Dutch door into salon
- Wide side decks with overhang
- Oversize varnished teak cap rails
- Cockpit settee with under cushion storage and inlaid varnished table
- Cockpit cabinet on starboard side with engine and bow thruster controls
- Port and starboard boarding gates
- Transom gate with swim platform and folding stainless steel swim ladder
- Transom hot and cold-water shower
- Cockpit is protected by bridge overhang
- Oversized stainless steel flybridge bimini supports

- Sunbrella dark blue bimini over bridge deck
- Sunbrella fabrics on exterior settees and bridge seating
- Dual bridge seats for helm and mate with excellent visibility
- Tracey steps for boarding stored on aft deck of flybridge
- Folding radar arch
- Stainless steel radar arch on top of folding arch
- Artex 1,300 lbs. dingy davit crane
- AB 13' RIB with Evinrude 50 hp 4-stroke outboard engine and covers
- Cockpit lazarette for storage and access to auxiliary engine and storage
- Whale emergency bilge pumps in engine room and lazarette
- (2) stainless steel safety railings on swim platform
- (5) watertight bulkheads: collision/chain locker, accommodations, engine room, commissary, lazarette

Electrical

The AC, 12-volt, and 24-volt electrical panels are in cabinets in the pilothouse with easy access.

- 12-volt and 24-volt DC power
- 120-volt and 240-volt AC power
- Power distribution panels with circuit breakers
- AC and DC volt and amp meters
- Glendinning Cable Master 50-amp shore power cord
- (2) 50-amp shore power connections at bow with additional electrical cord
- Northern Light 12 kW generator with sound shield and 2500 hours
- MASS Battery Charger 24/75
- Mastervolt Combi-System Inverter Chargers with controller for 12 and 24-volt in pilothouse
- (2) Cruise Air reverse cycle air conditioning/heating with a total of 64,000 BTU
- Cruise Air controls in each cabin and staterooms
- Torrid Marine, 20-gallon, stainless steel hot water heater with heat exchanger
- Sharp flat screen TV in VIP stateroom
- Sharp flat screen TV in salon
- Samsung flat screen TV in master stateroom
- TRAC-Vision satellite TV dome and control
- DirecTV television receiver
- Samsung DVD player in salon with surround sound
- Glomex TV antenna control with high definition TV antenna
- Kenwood KIV-701 AM/FM/CD/MP3 player in pilothouse with remote speakers
- Denmark Ocean Tricast brass indirect lighting in cabins
- Electric toilets in heads
- Splendide WD2100 washer dryer which is vented, located in lazarette

- Head Hunter Quiet System fresh water system
- Electrical bonding system of underwater metals
- Emergency battery parallel switch for combining battery power
- Horizon RO, 400-gallon a day water maker with remote control in pilothouse
- High water alarm system
- Selene 53 Safety Panel in pilothouse monitoring ship systems with lights and alarms
- Cantalupi interior accommodation dome and step Lights
- GFI protected electrical receptacles

Mechanical

Excellent engine room access through a water-tight door in the companionway from salon steps to master cabin, through a water-tight door in the lazarette or through an opening hatch in the galley sole. The salon sole will open if needed for any major engine work. The engine room is very quiet with Sound Down engine room insulation.

- John Deere 6081, 375 hp Tier II fresh water-cooled diesel engine with 2,500 hours
- Twin Disc 2:88 to 1 marine transmission and adapter for auxiliary engine
- Hynautic hydraulic engine controls with pilot house, flybridge and cockpit controls
- 3" Ugin #630 stainless steel propeller shaft with PYI dripless shaft seal
- Stainless steel shaft cutters
- Reverso Oil Exchanging system for engine, transmission and generator
- ESI fuel polishing system with separate RACOR filter
- Dual Racor primary fuel filters with vacuum gauge
- Fuel manifold system in engine room
- John Deere engine gauges and control panel at each helm
- NAIAD stabilizers with controls at each helm
- Side Power 11 hp bow and stern thrusters with joystick controls at each station and cockpit
- Pilothouse Hynautic hydraulic steering with stainless steel and wood steering wheel
- Flybridge Hynautic hydraulic steering with stainless steel destroyer steering wheel
- Sight gauges for each fuel tank
- Fireboy fire suppression systems in lazarette and engine room
- Kahlenberg dual stainless-steel horns with control at each helm
- Volvo 75 hp, fresh water-cooled auxiliary engine with hydraulic drive to main transmission
- Key Power hydraulic transmission drive system
- Volvo EVC panel at pilothouse
- Volvo transmission control in pilothouse and in engine room

Updates Since 2016

- Currently having the engine room and lazarette deatiled and engine/genset paint touch up. All maintenance is complete and up to date
- New Batteries
- New Sunbrella Canvas and Sunbrella Cushions
- New Electronics-Pilothouse and Flybridge
- New Refrigerator and Freezer for Galley
- New Flag Blue paint on hull
- Rebuilt AC and Water Pumps
- A/C Units serviced
- New hoses and clamps as needed throughout the yacht
- New TV's for salon and staterooms
- Captain / Mechanic, full time onboard since 2016
- New Macerator Pump
- Low Hour Dingy and 55 Hp Motor, see listing
- Window Seals replaced in salon and pilot house
- Both Stabilizers serviced Naiad with new seals.

Brokers Remarks

If your looking for a beautiful long-range pilothouse trawler you owe it to your self to visit ALLEY G. No disappointments on this one.

No hurricane damage as the boat was brought to New Bern after the storms for me to sell.




Exclusions

Owner's personal belongings.

Disclaimer





The Company offers the details of this vessel or yacht in good faith but cannot guarantee or warrant the accuracy of this information nor warrant the condition of the vessel. A buyer should instruct his representatives, agents, or his surveyors, to investigate such details as the buyer desires validated. This vessel or yacht is offered subject to prior sale, price change, or withdrawal without notice.

PHOTOS






















































































CONTACTS

Andrey Shestakov, leading yacht broker of the sales department of Shestakov Yacht Sales Inc. Shestakov Yacht Sales Inc., the official representative of the Miami/Fort Lauderdale FL headquarters.

Contact details

Email: **andrey@shestakovyachtsales.com**

Web: shestakovyachtsales.com/en/

Telephones

USA: **+1(954)274-4435**

Office hours

Monday – Saturday: **9:00 - 21:00** EDT

Sunday: **closed**

Address



Harbour Towne Marina, 850 NE 3rd St, STE 213, Dania, FL 33004