

NEPTUNUS 62 — NEPTUNUS



Builder: NEPTUNUS

Year Built: 2007

Model: Cruiser

Price: PRICE ON APPLICATION

Location: United States

LOA: 62' 0" (18.90m)

Beam: 16' 7" (5.05m)

Min Draft: 4' 11" (1.50m)

Max Draft: 5' 1" (1.55m)

Cruise Speed: 23 Kts. (26 MPH)

Max Speed: 28 Kts. (32 MPH)

Our experienced yacht broker, Andrey Shestakov, will help you choose and buy a yacht that best suits your needs **NEPTUNUS 62 — NEPTUNUS** from **our catalogue**. Presently, at **Shestakov Yacht Sales Inc.**, we have a wide variety of yachts available on **our sale's list**. We also work in close contact with all the big **yacht manufacturers** from all over the world.

If you would like to buy a yacht **NEPTUNUS 62 — NEPTUNUS** or would like help answering any questions concerning purchasing, selling or chartering a yacht, please call **+1(954)274-4435**

TABLE OF CONTENTS

TABLE OF CONTENTS	2
SPECIFICATIONS	7
Basic Information	7
Dimensions	7
Speed, Capacities and Weight	7
Accommodations	7
Hull and Deck Information	8
Engine Information	8
DETAILED INFORMATION	9
Vessel Walkthrough	9
Salon	9
Galley	10
Dining Area	10
Companionway	10
Day Head	11
Master Cabin	11
Master Head	11
Starboard Side Guest Cabin	12
Guest Head	12
VIP Cabin	13
Forward Deck	13
Aft Deck	13
Crew Cabin	14
Flybridge Layout	14
Flybridge Equipment	15
Flybridge Navigation Equipment	15
Engine Room	16
Electrical	16

Construction Details	17
Remarks	17
Exclusions	17
Disclaimer	18
Exclusions	18
Disclaimer	18
PHOTOS	19
Salon Looking Forward	19
Salon to Port	19
Salon Settee to Starboard	19
Salon Settee	19
Salon Settee Looking Aft	19
Salon Portside Looking Aft	19
Salon Wine Cooler	19
Galley Looking Aft	19
Galley Stand Up Refrigerator/Freezer	20
Galley Island	20
Galley Island	20
Galley Portside	20
Galley Glass Storage	20
Galley Dining Area	20
Accommodation Steps	20
Electrical Panel	20
Accommodation Companionway	21
Companionway Laundry	21
Day Head	21
Master Looking Aft	21
Master Looking Starboard	21
Master Looking Port	21

Master Looking Forward	21
Master Cedar Hanging Locker	21
Master Head	22
Master Shower	22
Starboard Guest Cabin	22
Starboard Guest Cabin Looking Aft	22
Starboard Guest Cabin Looking Forward	22
Guest Head	22
Guest Head	22
VIP	22
VIP to Port	23
VIP Looking Aft	23
Bow Sun Lounge	23
Weather Cover	23
Textulene Windshield Cover	23
Windlass Detail	23
All Chain Rode	23
Bow	23
Side Decks	24
Aft Deck	24
Aft Deck	24
Aft Deck Grill	24
Easy Flybridge Stairs	24
Transom Area	24
Transom Gates	24
Hydraulics Swim Platform	24
Crew Entrance	25
Aft Crew Cabin	25
Aft Crew Head	25

Aft Crew Lounge	25
Aft Crew Shower	25
Flybridge Steps	25
Flybridge Looking Aft	25
Flybridge Custom Bar Aft	25
Dining Table	26
Cocktail Table	26
Flybridge Bar Forward	26
New Flybridge AC	26
Flybridge Sun Lounge	26
Flybridge Sun Lounge	26
Companion Seat	26
Helm	26
Double Stidd Helm Chair	27
Helm Detail Port	27
Helm Detail Starboard	27
Helm Starboard Return	27
Copilot Plotter	27
Portside Flybridge Wing Station	27
Hardtop Access	27
Hardtop Equipment	27
Starboard Engine	28
Port Engine	28
Engine Room Forward	28
Watermaker	28
CAT Generator	28
AC Chillers	28
March 2019 Yard Visit	28
March 2019 Yard Visit	28

March 2019 Yard Visit	29
March 2019 Yard Visit	29
Alternate Profile	29
New Style Hull Windows	29
Transom	29
CONTACTS	30
Contact details	30
Telephones	30
Office hours	30
Address	30

SPECIFICATIONS

Basic Information

Category: Cruiser

Sub Category: Sedan Cruiser

Model Year: 2008

Year Built: 2007

Country: United States

Vessel Top: Hardtop

Fly Bridge: Yes

Dimensions

LOA: 62' 0" (18.90m)

Beam: 16' 7" (5.05m)

Min Draft: 4' 11" (1.50m)

Max Draft: 5' 1" (1.55m)

Speed, Capacities and Weight

Cruise Speed: 23 Kts. (26 MPH)

Cruise Speed Range: 350

Max Speed: 28 Kts. (32 MPH)

Gross Tonnage: 32 Pounds

Water Capacity: 230 Gallons

Holding Tank: 110 Gallons

Fuel Capacity: 1050 Gallons

Accommodations

Total Cabins: 3

Sleeps: 6

Total Heads: 3

Crew Cabin: 1

Crew Berths: 1

Hull and Deck Information

Hull Material: Fiberglass

Deck Material: Teak

Hull Configuration: Modified Deep Vee **Hull Designer:** Tony Castro

Exterior Designer: Neptunus Yachts **Interior Designer:** Neptunus Yachts

Engine Information

Engines: 2

Manufacturer: Caterpillar

Model: C-18

Engine Type: Inboard

Fuel Type: Diesel

DETAILED INFORMATION

Vessel Walkthrough

NEPTUNUS 62 is a Euro Style Sedan Motoryacht. Her interior features a medium stained cherry high gloss finished joinery for a luxurious appearance.

Boarding is from the hydraulic tender platform aft. One can go up the port or starboard steps to the Aft Deck or board from the port or starboard side decks.

NEPTUNUS 62 has a comfortable Aft Deck, molded steps to the Flybridge, same level Salon and a large open Galley and Dinette with a small center island two steps up.

Below decks the Master Cabin is centerline with the large deadlight option both port and starboard. There is an en suite Head plus a Day Head just forward of the Master. The VIP Cabin is in the bow with a Guest Cabin to starboard that sleeps two, a Guest Head and Laundry Center to port.

The Engine Room is accessed via a hatch in the sole and a private Crew Cabin is aft with a Head and accessed via a watertight door via the hydraulic platform.

The spacious Flybridge has a four sided enclosure, wet bar, ample seating and the signature Sun Lounge forward of the Helm.

Salon

The Salon is entered via a curved sliding Trend stainless steel entry door. The rich look of the dark stained cherry joinery against the camel colored Ultra Leather settees is very striking.

Immediately to starboard is a small built in end table followed by a four to five person Ultra Leather upholstered settee with storage below. A wicker chest in front serves as a coffee table and offers storage within. The settee terminates into another built in end table with three open shelves.

To port starting aft is a curved cabinet with entertainment electronics below and a fixed 37" Panasonic LCD TV above. In the cabinet below is a Bose Hard Drive music/DVD storage system with AM/FM/CD/DVD capability. Also in this cabinet is the Glomex Terrestrial TV antenna tuner and an A/B search as well as storage for DVD's and remotes.

Next forward is a small matching settee with storage below. Further forward is a two door bar storage cabinet lined with mirrors within. Below is another storage cabinet.

Also in the Salon are full drapes and a sliding bug screen on the main door, twin

squared columns with sconce lights, a decorative ceiling treatment over the coffee table, a Bose five channel speaker system with a hidden subwoofer, seven halogen mini spots and a CO monitor.

The signature two level salon windows are covered with Roman shades below and pleated shades above.

Galley

The Galley is open to and two steps up from the Salon. The sole is satin finished bamboo. The customized Galley of NEPTUNUS 62 is full beam with a small center island but different from many sisterships she still has the large Dinette forward with ample seating for dining. Most of the appliances are to starboard.

Equipment includes:

Under mount double basin stainless steel sink Single handle spray faucet Separate drinking water tap Insinkerator stainless steel disposal AEG 4 Burner Ceran top cook top Built in GE Profile Spacemaker XL 1800 microwave/convection oven w/exhaust fan & work light above the cook top Sub Zero full size standup 200TC stainless steel refrigerator w/(2) freezer drawers Jenair trash compactor Jenair oven Sub Zero clear ice icemaker (to port) behind cherry door Built in GE Profile stainless steel wine cooler (to port) behind cherry door Miele stainless steel dishwasher behind cherry door (6) Cherry cabinet doors One corner storage cabinet (9) Cherry drawers (3) Large cabinets w/(3) each pullout storage drawers Uba Tuba granite countertops Central vacuum outlet Lucite liquor bottle storage Overhead four door mirrored glass cabinet (11) Halogen mini spots

Dining Area

All the way forward is an Ultra Leather upholstered Dinette to seat five to six people with storage below. A fixed burlwood top dining table sits on a riser along with the Dinette to offer better exterior visibility.

Above are two dedicated halogen mini spots.

Companionway

Seven curved steps each with an LED step light lead to below. Along the way in a customized two door electrical panel is a separate AC/DC electrical panel, a schematic of the yacht with Nav light and AC/DC power indicators and a full function Village Marine water maker control panel.

At the bottom of the stairs one can go aft and down two more steps to the Day Head and Master furthest aft or up one step to the centerline Companionway with the Guest Cabin to starboard, Laundry Center and Guest Head to port or the entrance to the forward most VIP Cabin. A skylight above offers excellent daytime lighting.

Day Head

The Day Head serves both as the yacht's Day Head and Night Head for the Guest Cabin. The sole is satin finished bamboo. The curved vanity has two cherry doors below and stainless steel under mount sink in the Uba Tuba granite countertop above. Two mirrored medicine cabinets are above the sink.

The toilet is a Raritan Atlantis model. Two slim storage cabinet are behind the head. Also in the head are two halogen mini spots above, an exhaust fan, a sliding entry door and a stainless steel soap dispenser.

Master Cabin

The Master Cabin is next aft. A tapered queen size berth on centerline has two storage drawers and rope lighting below and an upholstered headboard and a curved cherry and vinyl soffit above.

Built in two drawer cherry nightstands with mirrored panels and small brass swing arm lamps above flank the berth. To both port and starboard are built in chests with ten drawers each. Above the chests are three port and three starboard large deadlights covered with Roman shades. These new style deadlights become available in the 2007 model.

Forward on the portside is a double door, cedar lined auto lit hanging locker with an Audiovox DC DVD player wired to the cabin's TV.

The Samsung 26" LED TV with a Bose Sound bar is built in the forward bulkhead on the portside of the centerline arched entry door. To starboard is the entrance to the cabin's private Head and upper and lower two door corner cabinet facing aft.

Also in the cabin are battery shutoff switches, a CO detector, Bose stereo speakers and a dedicated remote to access the yacht's duplex main stereo system, digital AC control and eleven halogen mini spots.

Master Head

The en suite Master Head has a Crema Marafil marble tile sole, a bow front cherry vanity

with a storage cabinet below and a China under mount sink in an Absolute Black countertop above. There are four mirrored medicine cabinets above the sink with a fixed dead light above covered with a pleated shade.

The stall shower has a clear glass door, a seat, a shelf, a handheld or wall mountable shower fixture, a light and an exhaust fan.

The toilet is a Raritan Atlantis model. The overhead is mirrored with three halogen lights above and entry is via a sliding cherry entry door.

Starboard Side Guest Cabin

Entered from the forward end of the cabin the berth with custom mattress is outboard and aft with three drawers (one large, two small) below.

Inboard is a cherry three drawer nightstand with valance type AC delivery above. Outboard the berth is a cherry shelf to serve as a nightstand for the outboard half of the berth. Two fixed dead lights are above with a reading light in the soffit above. At the foot of the berth is a cedar lined hanging locker with an auto light within.

On the forward bulkhead is a built in 15" Toshiba LCD TV with a built in DVD player.

Also in this cabin is a central vacuum outlet, four overhead dimmable halogen mini spots, digital AC controls, two Bose stereo speakers, a dressing mirror and a CO alarm.

Entry is a via a signature Neptunus arched cherry door.

Guest Head

The Forward Guest Head is shared by the VIP and Guest Cabins with two arched entry doors, one to the main Companionway and other direct to the VIP Cabin.

The sole is Crema Marafil Granite tile. The toilet is a full size Raritan Atlantis model. The bow front cherry vanity has one cabinet below and an Absolute Black Granite countertop with a China under mount sink above.

Above the sink is a Roman shade covering a fixed dead light. Three mirrored medicine cabinet doors are above with rope lighting below the valance.

The shower has a clear glass door, a handheld or wall mountable fixture, a granite shelf and a wallpaper like Mica finish on the bulkheads that is as elegant as it is practical.

Also in the shower is a light and an exhaust fan. The Head also has three halogen mini spots above in a mirrored overhead.

VIP Cabin

The VIP Cabin is entered via an arched cherry door. The queen size berth sits on centerline with an upholstered headboard off the forward bulkhead. Twin halogen reading lights are above.

Two large storage drawers lie at the foot of the berth. There is rope lighting around the cherry keeper for the custom Innerspring mattress. Built in cherry countertops both port and starboard serve as nightstands. Above is one fixed dead light with Roman shades to both port and starboard. Above the shades on either side are four cherry storage cabinets to supplement the cabin's abundant storage. Furthest forward are small brass swing arm accent lights.

Aft to port is a cedar lined double door hanging locker and access the Forward Head.

To starboard is a matching double door cedar lined hanging locker with a 12 volt DVD player within.

On the aft bulkhead are three cherry drawers and two cabinet doors with a cherry counter above. Furthest above this is a built in Toshiba 15" LCD TV and a small storage cabinet. The sole has access to the forward bilge and bow thruster.

Under the berth are two Bose speakers and the disconnect switch for the bow thruster. Overhead are five halogen mini spots and a Bomar deck hatch.

Also in this cabin are digital AC controls and a CO monitor.

Forward Deck

Heavy Duty stainless steel bow rails w/welded stainless steel lifeline Stainless steel anchor pulpit w/bow roller 88 lb. Delta stainless steel anchor Maxwell 3500 VW Windlass w/150' high tensile chain Up & down foot switches for windlass Full teak deck over fiberglass decks Round Bomar hatch to access chain locker Freshwater wash down in bow anchor locker Heavy duty rub rail Dual spring line cleats International navigation lights Air horn Dual deck fills for fuel port & starboard allows single side filling Removable stainless steel burgee pole Bow sun pad cushions w/cover & built in drink holders Stainless steel hand rails at bow cushion Black Textulene wrap around windshield cover incl. port & starboard side windows Frameless cabin side windows Stainless steel sliding boarding gates port & starboard midship Raised fiberglass toe rail for safety Round Bomar deck hatch into VIP Cabin House side stainless steel handrails (6) Large dead lights into Master Cabin (2) Teak Tread steps to side deck port & starboard LED walkway pin lights on side deck, (16) port, (16) starboard

Aft Deck

Teak sole over fiberglass decks Covered stern cleats w/fairleads Built in fiberglass stairs (7) to Flybridge w/teak treads w/LED step lights (2) Hinged stainless steel gates to swim platform Custom high gloss cherry table w/stainless steel pedestals & cover Covered Aft Deck fully covered by Flybridge deck above (5) Stainless steel DC lights in Aft Deck overhead Built in Aft Deck seating for four w/removable cushions & cover Wet bar w/sink & Miele electric BBQ grill to port under a hinged lid Locker for storage under bar TV inlet w/cord Telephone inlet w/cord 750 lb. Capacity hydraulically operated swim platform for tender storage Huge full beam Lazarette w/5' of headroom configured as a Crew Cabin Bose stereo speakers Pressure water inlet Deck waste pump out plate Hot & cold shower in custom cabinet to starboard (2) Stainless steel support poles to Boat Deck Aft Deck camera Custom watertight entry door from swim platform into Crew Cabin Stainless steel porthole on port & starboard side of Aft Deck seat into Lazarette Freshwater wash down (4) Underwater lights (2) Custom lockers in transom pylasters Custom storage under Flybridge steps Curved Trend stainless steel trimmed entry doors New style fiberglass hull vents eliminate the need for maintenance over earlier aluminum & stainless steel vents Fusion stereo remote

Crew Cabin

The Lazarette area of NEPTUNUS 62 is finished off as a proper Crew Cabin. Entrance is via the watertight door on the stern platform.

Two steps down is a small area with 6'4" headroom. In this area is a vanity with a stainless steel sink, a mirror, three cabinet drawers below and an opening stainless steel porthole on the portside.

The raised berth has six drawers and a cabinet below. At the foot of the berth is a cabinet with three additional drawers. Further outboard is a Raritan Atlantis head and a Toshiba 15" LCD TV/DVD combo above.

There is a stall shower with 6'2" headroom, a seat, a handheld or wall mountable fixture, a light, an exhaust fan and a clear Lexan door.

Also in this cabin are seven halogen mini spots, a stern thruster, battery shutoff switch and a Command mic to the main VHF. Built in and not easily seen is the steering gear and twin Charles Iso transformers, the starboard one with boost capability.

Flybridge Layout

The configuration of the Flybridge on NEPTUNUS 62 is yet another area of extensive customization.

Entered via the starboard side steps. Immediately aft is a custom bar with an Avonite

top, stainless sea rails and storage below. Starting at the bar and continuing forward is a J shaped settee with storage below and custom two tone cushions above with seating area for six to eight people. The customized bolster type backrest gives a more open feeling. An oval drop leaf varnished cherry dual pedestal table is in reach for anyone sitting on the settee. Next forward is a two person Stidd companion seat with a folding footrest and upholstery to match the aft seating. Fully outboard are the portside wing controls with engine start/stop controls, CAT electronic engine controls and bow thruster controls.

To starboard is the main helm panel with a matching two person Stidd helm chair with armrests and a folding footrests. The helm chair settings are electrically activated.

Forward of the Helm is an open Sun Lounge with exterior sun cushions and a surrounding Venturi plexiglass windscreen. The remainder of the Flybridge is under the signature Neptunus hardtop with a four sided enclosure.

Just aft of the helm chairs and just forward of the steps from below is an expanded bar area that includes a Norcold refrigerator, a storage cabinet, a stainless steel sink under mounted on the Corian countertop and a Raritan icemaker.

A new single larger than standard AC system was installed in 2015 which more than adequately cools the Bridge Area.

Flybridge Equipment

(4) Access panels for storage & access in the Helm Area 3 Side EZ2CY enclosure, aft clear vinyl enclosure (6) Overhead DC stainless steel trimmed lights Red DC night light over Helm (2) Overhead Bose stereo speakers (2) Overhead JL Audio stereo speakers Raritan icemaker Upgraded two tone vinyl seat cushions Norcold refrigerator Stainless steel railings around area aft of U shaped seating Stainless steel flag staff on aft rail w/cover Covers for all Flybridge seating, helm chairs & helm Outdoor carpet w/bound edge Fresh water spigot at bar area ACR 406 EPIRB Hinged gate access at top of stairs FRP deck box aft of seating outside enclosure Digital AC controller

Flybridge Navigation Equipment

(2) CAT LCD gauge panels for main engines (2) CAT electronic clutch & throttle controls CAT back up panel for gears & throttle Garmin 7612 12" Touch Screen DGPS plotter/radar/sounder/Sirius weather Garmin 7612 12" Touch Screen DGPS plotter/radar/sounder/Sirius weather Simrad AP25 autopilot Ritchie 5" Powerdamp compass Raymarine ST60 digital depth gauge Raymarine ST60 digital speed log (2) Electric fuel gauges (2) ITT Jabsco searchlight controls Vetus bow & stern thruster controls (15 hp) (dual controls) Bennett trim tab controls w/indicators & auto level control Icom IC-M604 VHF radio w/DSC Bilge pump controls w/(3) digital pump

readouts Teleflex tilting helm wheel w/cover Fireboy fire system override controls
Windlass controls 12V DC outlet Icom remote VHF speaker Fusion M5 AV 700i
AM/FM/CD/DVD player Portside Navigator display repeater for Garmin KVH Trac Vision
HD7

Engine Room

Twin CAT C-18 1000 hp diesel engines Anti vibration mounts for engines & generators
15 hp Vetus 24 volt DC electric bow thruster 15 hp Vetus 24 volt DC electric stern
thruster (4) Automatic/manual bilge pumps w/"Ultra" bilge pump switches Head Hunter
DC freshwater pump Space Saver 30 Gallon water heater (3) Fluorescent Engine Room
lights upgraded from standard (2) 110V GFCI outlets (2) 110V Engine Room fans FRP
flooring between engines 2.5" Aquamet 22 stainless steel shafts Dripless shaft seals
Site tubes for both fuel tanks (2) Engine Room blowers 2" Heavy duty insulation
material covered w/white aluminum perforated paneling Oil Exchanger oil change
system for engines, transmissions & generator 30 lb. Fireboy automatic fire
suppression system Air filters on Engine Room air intakes Engine Room camera Jabsco
Vane Puppy fuel transfer pump Centrek Industries gas/water separator for generator
exhaust Teleflex power steering system w/dual pumps, one off each transmission
Marine Air 72,000 BTU chilled water air conditioning w/(8) air handlers & (3)
compressors for variable command Dual Racor 1000 FG fuel filters w/vacuum gauges
for main engines (1) Racor 500 filter for generator 6 Step stainless steel & teak ladder
to Engine Room from Aft Deck (3) Coolant recovery bottles for cooling systems (2)
Engine block heaters ZF 550A Transmissions w/1.97:1 reduction Airsep crankcase
ventilation system 422 Gallon aluminum forward fuel tank 683 Gallon aluminum aft fuel
tank Oversize Groco sea strainer & sea valves for main engines 4 Blade 30" x 42"
propellers (main props) (2) Aluminum baffled water tanks (1) Aluminum baffled
waste tank Central vacuum system 24 Volt freshwater pump Macerator pump for
waste tank w/timer switch Fiberglass wrapped exhaust system (4) Step vertical
boarding ladder stored in Engine Room Village Marine 600 GPD water maker outboard
of port engine Village Marine Ultraviolet sterilizer for water maker Key start/stops in
Engine Room Starboard engine 3/19 rebuilt due to an after cooler failure Port engine
has (new 3/19) updated style after cooler Dedicated Flybridge air conditioning 36,000
BTU w/(3) air handlers (2) Spare props

Electrical

110V/220V 60 Hz AC system 12V/24V DC system 21.5 kW CAT generator in sound
shield w/1296 hours (3) Banks of 12 volt gel cell batteries separated by blocking diodes
as follows: (2) 8D's (450 ah) for house 12V, (2) 4D's (360 ah) for engine starting 24V
plus (2) 12 volt batteries for bow & stern thruster (24V system) DC Digital voltmeter DC
Digital amp meter AC Digital voltmeter w/dual positions to read each leg of power AC
Digital amp meter w/dual positions to read each leg of power (20) Breaker protected

110 volt AC circuits (8) Breaker protected 220 volt AC circuits (42) Breaker protected DC circuits Central bonding system w/shaft brushes Victron Centaur battery charger for engines 24V, 30 amp Victron Centaur battery charger for thruster 24V, 30 amp Victron Centaur battery charger for house system 12V 100 amp (2) 50 amp Glendinning cord reels w/75' of cord each Generator "on" indicator light at Flybridge Helm (5) Battery shutoff switches (2) Galvanic isolators Port engine alternator 85 amps, 28V Starboard engine alternator 135 amps, 14V (3) Gang centrally located GFCI's at main bus (1) Charles 15 KVA isolation transformer (1) Charles Iso Boost 15 KVA transformer Inverter system Generator start/stop & gauge panel at main electrical panel

Construction Details

The boat is a composite construction using Kevlar Hybrid materials for superior strength and puncture resistance. Six longitudinal foam stringers and 20 transverse foam stringers enclosed with stitched woven roving, reinforce the entire hull bottom. The hull sides are cored. The engine stringers run from stern to bow with steel top plates for engine mounting. The Deep (19.5 degrees) Vee Hull has been designed to ensure a vessel with excellent sea keep qualities. Special attention has been given to a ratio between installed power, speed and fuel consumption. Two layers of Interlux 2000E primer beneath the bottom paint. Headroom aboard NEPTUNUS 62:

Aft Deck 6' 9" Salon 6' 6.5" Galley 6' 8" Master 6' 3" VIP 6' 8" Flybridge 6' 9"

Remarks

NEPTUNUS 62 was custom built for a Florida yachtsman who interviewed several previous Neptunus 62 owners for their input on improvements.

NEPTUNUS 62 represents an excellent product of that research. She has an enlarged open Galley, the newer style large deadlights in the Master Cabin which bring in great light and open the cabin, plus a handy Crew Cabin with a full Head and shower.

NEPTUNUS 62 just completed a yard visit with updates inside and out: Bottom paint 3/19, rudder bearings 3/19, hull polished 3/19, aftercoolers replaced with updated style aftercoolers AND the port engine had an inframe overhaul due to a leaking aftercooler core.

Exclusions

While every effort was made to list all pertinent included equipment aboard NEPTUNUS

62, there are some personal belongings aboard. Prospective purchasers should assume any item not specifically mentioned herein will not convey at closing.

Disclaimer

Specifications are provided for informational purposes only. Data was obtained from sources believed reliable but is not guaranteed by owner or brokers. Buyer assumes responsibility to verify all speeds, capacities, consumption's and other measurements contained herein and otherwise provided and agrees to instruct his agents to confirm such details prior to purchase. Vessel is subject to prior sale, price and inventory changes and withdrawal from market without notice.

Exclusions


Owner's personal belongings.

Disclaimer


The Company offers the details of this vessel or yacht in good faith but cannot guarantee or warrant the accuracy of this information nor warrant the condition of the vessel. A buyer should instruct his representatives, agents, or his surveyors, to investigate such details as the buyer desires validated. This vessel or yacht is offered subject to prior sale, price change, or withdrawal without notice.

PHOTOS


Salon Looking Forward




Salon to Port




Salon Settee to Starboard



Salon Settee




Salon Settee Looking Aft



Salon Portside Looking Aft



Salon Wine Cooler




Galley Looking Aft



Galley Stand Up Refrigerator/Freezer




Galley Island



Galley Island




Galley Portside



Galley Glass Storage




Galley Dining Area



Accommodation Steps



Electrical Panel




Accommodation Companionway



Companionway Laundry




Day Head




Master Looking Aft



Master Looking Starboard




Master Looking Port



Master Looking Forward



Master Cedar Hanging Locker



Master Head



Master Shower




Starboard Guest Cabin



Starboard Guest Cabin Looking Aft




Starboard Guest Cabin Looking Forward




Guest Head



Guest Head



VIP



VIP to Port



VIP Looking Aft




Bow Sun Lounge




Weather Cover



Textulene Windshield Cover




Windlass Detail



All Chain Rode



Bow



Side Decks



Aft Deck



Aft Deck



Aft Deck Grill



Easy Flybridge Stairs



Transom Area



Transom Gates




Hydraulics Swim Platform



Crew Entrance



Aft Crew Cabin




Aft Crew Head




Aft Crew Lounge




Aft Crew Shower



Flybridge Steps



Flybridge Looking Aft



Flybridge Custom Bar Aft




Dining Table



Cocktail Table




Flybridge Bar Forward




New Flybridge AC




Flybridge Sun Lounge




Flybridge Sun Lounge



Companion Seat



Helm



Double Stidd Helm Chair




Helm Detail Port




Helm Detail Starboard




Helm Starboard Return




Copilot Plotter




Portside Flybridge Wing Station




Hardtop Access




Hardtop Equipment




Starboard Engine




Port Engine




Engine Room Forward




Watermaker




CAT Generator




AC Chillers



March 2019 Yard Visit



March 2019 Yard Visit




March 2019 Yard Visit



March 2019 Yard Visit




Alternate Profile



New Style Hull Windows



Transom



CONTACTS

Andrey Shestakov, leading yacht broker of the sales department of Shestakov Yacht Sales Inc. Shestakov Yacht Sales Inc., the official representative of the Miami/Fort Lauderdale FL headquarters.

Contact details

Email: **andrey@shestakovyachtsales.com**

Web: shestakovyachtsales.com/en/

Telephones

USA: **+1(954)274-4435**

Office hours

Monday – Saturday: **9:00 - 21:00** EDT

Sunday: **closed**

Address



Harbour Towne Marina, 850 NE 3rd St, STE 213, Dania, FL 33004