

GRACEFUL SPIRIT — MARLOW



Builder: MARLOW

Year Built: 2007

Model: Motor Yacht

Price: PRICE ON APPLICATION

Location: United States

LOA: 70' 0" (21.34m)

Beam: 18' 4" (5.59m)

Max Draft: 5' 0" (1.52m)

Cruise Speed: 20 Kts. (23 MPH)

Max Speed: 23 Kts. (26 MPH)

Our experienced yacht broker, Andrey Shestakov, will help you choose and buy a yacht that best suits your needs **Graceful Spirit — MARLOW** from **our catalogue**. Presently, at **Shestakov Yacht Sales Inc.**, we have a wide variety of yachts available on **our sale's list**. We also work in close contact with all the big **yacht manufacturers** from all over the world.

If you would like to buy a yacht **Graceful Spirit — MARLOW** or would like help answering any questions concerning purchasing, selling or chartering a yacht, please call **+1(954)274-4435**

TABLE OF CONTENTS

TABLE OF CONTENTS	2
SPECIFICATIONS	4
Overview	4
Basic Information	5
Dimensions	5
Speed, Capacities and Weight	5
Accommodations	5
Hull and Deck Information	5
Engine Information	6
DETAILED INFORMATION	7
Salon	7
Galley	7
Country Kitchen Area	8
Command Bridge	8
Upper Bridge Deck	9
Lower Deck	9
Swim Platform	10
Master Stateroom	10
VIP Stateroom 1	11
Guest Stateroom	11
Crew Quarters	12
Engines and Mechanical	12
Exterior Hardward and Fittings	14
Additional Upgrade	14
Electronics Overview	16
Sales Person Remarks	17
Disclaimer	17
Exclusions	17

Disclaimer	17
PHOTOS	18
CONTACTS	22
Contact details	22
Telephones	22
Office hours	22
Address	22

SPECIFICATIONS

Overview

LEAVE COMPROMISE IN YOUR WAKE

2007 MARLOW EXPLORER 70E COMMAND BRIDGE RARE OPPORTUNITY WITH COUNTLESS UPGRADES & PROFESSIONALLY MAINTAINED SCHEDULE A MUST VIEW TO TRULY APPRECIATE

Occasionally something new and very different will appear in the marketplace and the effect that it has is profound. We knew from the very first days of development that the Marlow Explorer would excel in every test applied from strength to performance to visual beauty. We knew that yachtsmen who demanded quality, performance and innovation would want to experience the Marlow Explorer. What has overwhelmed us is the immediate and growing demand for this superior yacht.

Since 2000, we have become one of the worlds most talked about and sought out yacht builders. In these pages we will introduce you to the Marlow Explorer with models from 49' to 97'; the Marlow Voyager 76; the Marlow Prowler 375 with a classic model, an open deck model and the *Havana*, a sassy, sleek and speedy express cruiser; the two Marlow tenders, the Sprite and the Gypsy. We will give you all the details in the development and processes that have taken place to produce the yacht that so many are talking about. We hope it will intrigue you and bring you to Marlow Yachts for a personal introduction.

And this 2007 Marlow Explorer 70E Command Bridge is no exception. "Graceful Spirit" is the perfect cruising machine for today's yachting adventurer: long range, express speeds in comfort, luxurious style in a safe and seaworthy yacht, demonstrating the removal of "compromise" from the equation of owning the perfect yacht.

Highlighting "Graceful Spirit's" distinctions include the reliable Caterpillar C-18 1,001hp mains @ 2,300 RPM, ZF 550A gearboxes with 1.971:1 ratio, 2 Northern Lights M844LW2.3 20kw gensets, Naiad digital stabilizer fin system, Sidepower 20hp 48v electric variable speed bow and stern thrusters, 2 Xantrex SW4024MC2 4kW inverters, AGM Lifeline batteries, Newmar Phase Three PT-25 & PT-24-40 battery chargers, Newmar 32-12-50 DC-DC converter, Guest Galvanic Isolator 2450 50amp, Upgraded Full-Nav system including Furuno & Nobeltec electronics, Upgraded Maretron NK2 View Vessel Monitoring system with NMEA 2000 backbone, Updated A/V system throughout, MarineAir chilled air airconditioning/heat climate systems, Kabola hydronic diesel heat system, Headhunter Mach 5 & X-Caliber AC & DC fresh water pumps, 2 KVH HD7satellite TV antenna systems, KVH Tracphone satellite phone system, 2 Charles Isoboost 50 transformers, Torrid MHS-17 & MVS-30 hot water heaters, Sea Recovery Aqua Matic watermaker, (2) 50amp/125/250v Glendinning Cablemasters, Aritex A800-

2.8-ST 1,750lb yacht crane and Rendova center console tender with outboard.

Basic Information

Category: Motor Yacht

Sub Category: Pilothouse

Model Year: 2007

Year Built: 2007

Country: United States

Fly Bridge: Yes

Cockpit: Yes

Dimensions

LOA: 70' 0" (21.34m)

LWL: 66' 0" (20.12m)

Beam: 18' 4" (5.59m)

Max Draft: 5' 0" (1.52m)

Speed, Capacities and Weight

Cruise Speed: 20 Kts. (23 MPH)

Cruise Speed RPM: 1950 Kts.

Max Speed: 23 Kts. (26 MPH)

Max Speed RPM: 2300 Kts.

Displacement: 105000 Pounds

Water Capacity: 500 Gallons

Holding Tank: 125 Gallons

Fuel Capacity: 1900 Gallons

Accommodations

Total Cabins: 2

Hull and Deck Information

Hull Material: Composite

Hull Finish: Stainless Steel

Engine Information

Engines: 2

Manufacturer: Caterpillar

Model: c-18

Engine Type: Inboard

Fuel Type: Diesel

DETAILED INFORMATION

Salon

The salon is very spacious. The tinted windows let in just the right amount of light and have custom-made teak blinds. Salon accommodations include a L shaped built-in settee and entertainment center with a large pop-up LCD TV and Bose Surround Sound. A full-size bar is in the forward salon area.

- U-shaped settee
- Custom made teak table
- 45" Samsung HD TV with Nexus I-45 Televator
- Wet bar, hidden sink
- Overhead handrail
- Sub Zero wine cooler
- U-line icemaker
- Teak and Holly flooring over fiberglass composite sole
- 24V Italian and Danish lighting
- Phantom screen on Aft door
- Carpet Runner and carpeted steps throughout

Galley

The galley is centrally located on the main deck forward and up 3 steps from the salon. An opening under the aft galley cabinets allows visibility right through to the salon and aft deck. The galley counters are granite and the under-mounted sink is on the forward side of the galley counter so you are looking out the front windows of the yacht when standing at the sink. The Dacor cooktop on the port side of the U-shaped counter and has removable stainless steel sea rails to keep pots from moving about on the smooth glass cooktop. The galley has generous cabinet space with louvered doors to keep the cabinets well ventilated.

- Teak and Holly flooring
- 6 subzero refrigerator / freezer drawers
- Louvered cabinets
- Fisher-Paykel dishwasher
- Granite countertops
- Dacor electric cooktop with exhaust hood & fan
- Dacor oven
- Storage cabinets and drawers
- Franke double sink w/tap

- Sharp microwave/convection oven
- Grohe faucet
- Drinking water faucet
- Spice racks
- Exhaust blower over cooktop
- Cutting boards/sink covers
- Appliance storage locker in countertop aft
- Fold down TV from overhead
- Phantom screen of both Port & Stb side doors
- Carpeting in selected areas including steps

Country Kitchen Area

The main deck pilothouse area is very spacious. Instead of a large lower helm station, which is unnecessary in a command bridge model, a large seating area with teak table is located forward and the galley is aft of the dining area and is open to the salon.

- Large dining table with built in seating for 8 adults
- Teak and holly flooring
- 24V Italian and Danish lighting
- Flush FRP articulating pilothouse doors with Phantom screens
- Teak valance board w/tube light
- Lighted stairway to forward cabins
- Drop down 21" Samsung TV

Command Bridge

The top deck houses a large and functional Command Bridge, allowing for cruising in all types of weather. The Bridge boasts a 360 degree view. It has twin Stidd helm chairs and a giant settee with table. Twin sliding side doors, port and starboard, and a double rear door that can be open while underway. Phantom screens for all doors. Another bar and recessed sink on the port side with granite counter top.

- Teak steering wheel
- 2 Stidd 500N helm chairs
- Extended Flybridge Aft deck with teak decking
- Extended Flybridge hard top
- Docking stations on Port & Stb side with thruster controls
- 3 Large overhead hatches with Ocean air screen
- (3) 18" Samsung monitors
- Furuno Navnet 2 system

- Furuno 48" & Nobeltec open array radars
- 2 KVH HD7 Satellite Antenna TV system with receivers
- Panasonic PBX phone system

- Furuno Navpilot 700 autopilot
- Garmin wind transducer
- Nobeltec TZT(MAC mini-servers using boot camp- dual for backup)
- Furuno AIS & XM systems
- Furuno Satellite compass

- 3 Video cameras- fore, aft and engine room
- Extended Flybridge Aft deck with teak decking
- Morse Controls
- Maretron NK2 Vessel Monitoring system with extensive sensor placements and NMEA 2000 backbone.
- 32" Touch Screen Monitor
- KVH Tracphone Satellite fixed satellite phone and dome
- Cradlepoint router and wireless network
- Weboost cell booster
- Depth transponders -Maretron/Furuno
- Garmin GPS & antenna
- 2 VHF antenna's
- 2 Icom M604 VHF units
- Ipad ready intergration with Maretron and Navnet systems
- Furuno FA 50 Class B AIS transponder/receiver interfaced with Maretron and NAVnet

Upper Bridge Deck

- Port & Starboard dock stations
- Aritex A800-2.8-ST 1,750lb yacht crane
- 13' Rendova tender with s/s Arch with Yamaha 40hp outboard
- Switlik Life Raft
- Deck includes a refrigerator, freezer and ice maker
- Extra exterior outlets for dingy charging/etc.

Lower Deck

Highly polished, finest quality stainless steel is used throughout every Marlow Explorer. We have designed a beautiful and functional oval handrail for more secure gripping and more substantial good looks. Our ship's bells, door handles and steering wheel centers

are all laser engraved with the Marlow Explorer logo. The water fills are self-keyed for convenience and practicality.

Stainless Steel endrails

Used oil discharge

TV, Cable and Phone receptacle

Swim Platform

- Swim Platform with teak deck
 - Access to Crew's Quarters or Engine room through transom door or hydraulic hatch
 - 2 Glendening Cable master with 100' cable, 50amp/240v shower power cable
 - Underwater lights
 - Swim platform ladder
 - Custom S/S Sampson Post
 - 600' Stern tie lie system integrated into swim platform staple
 -
- 3 Stainless steel staples

Master Stateroom

The full beam owner's suite is just forward of the engine room amidship, and is separated from the engine room by insulated bulkhead and fuel tanks. The bed is centerline and there are cherry nightstands on each side of the bed with beveled glass mirrors and reading lamps above. The his and hers head is aft of the bedroom and has an adjoining shower, 2 VacuFlush toilets along with his and hers Sinks. There are five hanging lockers and lots of drawer space. The TV is on the forward wall of the stateroom. Six opening port lights let plenty of light in.

- King sized bed
- SAT TV w/Receiver

- 32" Samsung Flat Screen TV
- Bureau w/chest of drawers
- Cedar lined full height hanging lockers
- Drawers under bunk with auto lighting
- Mirrors
- Tube light beneath and behind berth
- Vanity
- Large head with stall shower
- 24V Italian and Danish lighting
- Bose CD/Stereo & Sound System
- Linen closet
- Heavy duty 316L portlights with screens
- Access to machinery storage areas
- Shoji screens

VIP Stateroom 1

The VIP Suite is forward. The Stateroom has two large hanging lockers and six large storage drawers. The head is on the starboard side and has a full size shower.

- Queen size bed
- Cedar lined storage lockers
- Reading lamps
- CD Stereo with built in speakers
- 6 large overhead drawers
- 15" HD Samsung TV

- Deck hatch for access to bilge and bow thruster
- Custom Folding mattress
- Custom bedspreads and pillows

Guest Stateroom

The guest room has upper & lower twin bunks. Complete with En Suite head & shower. The folding solid doors open the room up to the adjoining companionway. 21" Samsung HD TV.

Crew Quarters

The full beam crew quarters are aft of the engine room and feature a double bunk, night stand and hanging lockers. The crew has their own head with shower. There is a separate entrance in the cockpit so the crew does not need to enter the salon to access their quarters. There is also a hatch that provides access while at sea.

Engines and Mechanical

The engine room has full standing headroom, access to every piece of equipment and machinery. It is accessed through a watertight door with a viewing port. All cables are neatly bundled, valves clearly labeled, plumbing color coded, gauges at eye level and plenty of light to work make this an ideal "boys toy room".

The sea chest is at the forward end of the engine room and provides sea water to the engines, generator, air-conditioning, and all the other items on the yacht that need sea water for cooling. Each item has its own shut-off valve for servicing. The two 900 gallon fuel tanks are just in front of the forward engine room bulkhead. This is the center of buoyancy of the yacht so your running angle will not change as your fuel level changes. The fuel tanks also provide an additional layer of soundproofing between the engines and the cabins forward.

- Caterpillar C-18 1,001hp mains @ 2,300 RPM
- ZF 550A gearboxes with 1.971:1 ratio
- 2 Northern Lights M844LW2.3 20kw gensets
- Naiad 252 digital stabilizer fin system
- Aquadrive flexible drive couplings
- Pressure fresh water faucet
- Kabola hydronic diesel furnace heat system
- Stern thruster side power 20hp, 48v control each station
- Bow thruster, side power 20hp, 48v control each station
- Air conditioning / heaters, 2 compressors , each room has its own air handlers
- Cat soft engine mounts
- Proprietary sea chest water intake system
- Drive coupling covers, FRP
- PSR pressure fresh water system
- Sea Chest inspection and cleanout port
- PJR pressure sea water system
- Seacocks on all seawater supply lines
- PJR drinking water pump
- Torrid MHS-17 & MVS-30 hot water heaters
- Proprietary fiberglass insulation blanket

- FRP fuel tanks with sight gauges
- Engine room lead/foam sound insulation
- Engine room blowers 220V high volume fans
- Salt water pump
- S/S water tanks w/sight gauges
- Racor fuel water separators, dual with gauge
- FRP holding tank plumbed - 120g black / 120g gray
- Engine room vent blowers 2x12V, 24V fans
- Dockside or overboard discharge for the holding tank
- Engine isolation switches
- Common drainage system for sink, deck, shower and bilge
- Fresh water outlet with hose for engines & generator
- Engine-Generator-Gears oil change system
- 304 Stainless domestic water tanks
- Heavy duty manual bilge pump
- Under water exhaust system
- High water bilge engine room separate from Maretron vessel system
- The main deck includes a Portuguese bridge, teak decks and ship quality ground tackle. Fuel, water, waste and power cords are accessible from both sides of the yacht.
- 24V overhead lights, waterproof
- Dripless engine shaft seal logs
- FRP gray and black water tanks
- 12-8D house AGM batteries
- Heavy duty vacuum pumps for gray and black water
- Smooth finish gel coated bilges
- HD watertight engine room door with inspection port
- Heavy Duty exhaust hose clamps
- High Temperature silicone exhaust hoses
- Common drainage system for all discharges
- Proprietary baffled Air inlet system
- Polished stainless engine beds, risers and fuel manifolds
- 24 volt bilge blowers
- Engine lube oil tank FRP fuel tanks
- Color coded copper piping for fuel, water and hydraulic system
- DC outlet
- AC outlet
- Four 3700 GPH bilge pumps with auto & manual switch Varnished teak bilge grating
- 240V fluorescent lighting and LED lights
- Aft deck docking station in cockpit
- Custom teak table and cushions
- Bait wells
- 120 V Headhunter fresh water pump

- Conversion to LED where possible
- 24 V backup Sump system for graywater
- Canvas for rails/windows/CB doors

Exterior Hardward and Fittings

Stainless Steel staples on swim step

Hardware S/S or chromed brass

Hidden fueling ports with anti-spill catch basin 1.375" stanchions main deck/oval stainless steel S/S rudders

S/S cleats & hawse holes

Velo Jet keel Struts

Aquamet 22 propeller shafting

S/S Portholes heavy duty 316L S/S

Custom CNC cut Nibral propellers, "S" class

Fresh water washdown, cockpit

Bronze through-hull fittings

Custom stainless anchor light and pennant bracket

Rebuilt Lofrans Titan B Dual windlass anchor system and revised launch system

2 Anchors (170# S/S and s/s 50kg Plow and new chain

Remote anchor rode control

High pressure anchor washdown in starboard foredeck locker

Super Duty custom trim tabs

Freshwater washdown, forward deck,

High volume Exalto heavy duty windshield wipers and washers proprietary stanchion base mounting system

Additional Upgrade

- Laminated and tempered window glass
- Dupont Kevlar lamination fabrics
- Non-skid FRP decks, main & flybridge
- Screens on all opening windows, hatches and ports Sandwich bulkhead, floors, stringers construction Deck Lights 24V
- Burmese Teak weather decks Red night lights on flyingbridge
- Heavy duty concealed swim ladder
- Heavy duty low profile 316LSS Hatches (6) Velocijet StrutKeels
- Owner aboard logo lighting Bulwark doors and gates P&S
- Heavy duty 316L solid stainless rubrail
- S/S ladder with teak steps, cockpit to bridge Portuguese Bridge deck storage lockers Cockpit deck lockers, FRP
- Engine room access from cockpit Teak caprails
- Oval Stainless Steel Handrails
- Sliding doors, P&S pilothouse, aftsalon with double doors & Phantom screens FRP bow pulpit with S/S an chorroller
- Transom door
- FRP swim platform with teakinlay
- 8-Aere Featherlite fenders
- Hydraulic engine room hatch opener
- Charles Isoboost and auto switcher for stern cables
- Hot water circulation pump
- Whole house water filter
- Custom bed spreads/pillows in VIP
- Molded FRP flush windowframes
- "RIVAT" proprietary High Pressure lamination system Engineered sandwich construction throughout
- Custom glass racks in salon cabinets

Updates since 2014:

- 2 anchors (170# S/S and s/s 50kg Plow and new chain. Rebuild Titan windlass and revised launch system.
- Remote anchor rode control
- High pressure anchor washdown system
- Carpeting in selected areas including steps
- Blomberg stacked washer and dryer
- Fisher-Paykel dishwasher
- 5 Samsung TVs, apple tv, salon DVD. New sat receivers
- KVH HD7 Sat TV antenna and receivers. (2 antenna's for redundancy)
- Fixed Sat phone
- Batteries-engines/thrusters/house bank
- Maretron NK2 View Vessel Monitoring system and NMEA 2000 backbone with extensive sensing modules

- Navnet 2/Furuno system
- Furuno 48" radar array- dual systems; Furuno and Nobeltec array
- Furuno Satellite Compass
- Furuno Navpilot 700 autopilot
- Nobeltec TZT- (MAC mini-servers using boot camp- dual for backup)
- Furuno AIS and XM systems
- Cradlepoint router and wireless network
- Cell booster
- Depth transponders - Maretron/Furuno
- Garmin GPS and antenna
- 2 vhf antennas
- Conversion to Led lighting where practical
- Nexus i-45 TV lift
- Ipad ready integration with Maretron and Navnet systems
- 3 Video cameras- Engine Room, Fore, Aft
- Garmin Wind Transducer
- 2 VHF ICOM M604
- Generator exhaust systems
- Revised watermaker layout- strainers, hoses, low pressure pumps
- Backup sump system
- New canvas
- Stern tie line 600' system integrated to staple
- Rebed all hatches
- 120v Headhunter fresh water pump
- Mincerator pump
- Food Disposal Unit
- Magnetic door latches
- Custom S/S Swim step Rails
- Custom Teak Cockpit table and cushions
- S/S Samson Post on swim step
- Additional s/s Cleats

Electronics Overview

Virtually all electronics were replaced in 2014. The system emphasizes redundancy and reliability thus - dual Radar, Dual Direct tv satellite antennas, dual mini-servers to run Nobeltec and a separate Furuno Navnet TZT system. The Maretron system offers a flexible vessel reporting system; including alarms, setpoints, etc. The system will also send/receive text messaging providing systems updates/ security/locations etc. Dual VHF, multiple GPS and depth transducers are other examples. More info is contained in either the sections above or an extensive list is available upon request.

Sales Person Remarks

This yacht is constructed with the most modern materials and techniques providing more strength with less weight than possible with conventional technology. The use of Kevlar, modified epoxy resins, and high density core materials allows the Marlow Explorer to be stronger than the heaviest of hulls at a fraction of the weight. Modern honeycomb and structural foam is used on every counter, cabinet and sole in the yacht. Even if speed is not a driving factor for you, the increased range and reduced fuel costs will be of great benefit.

Graceful Spirit is a stellar example of Marlow quality. She has been professionally maintained from her inception with an open check book. She has been serviced regularly since new.

Over the last four years, due to the desire of the current owners to keep her in mint condition, Graceful Spirit has undergone extensive preventive maintenance and improvements. An extensive list is available upon request.

Disclaimer

The Company offers the details of this vessel in good faith but cannot guarantee or warrant the accuracy of this information nor warrant the condition of the vessel. A buyer should instruct his agents, or his surveyors, to investigate such details as the buyer desires validated. This vessel is offered subject to prior sale, price change, or withdrawal without notice.





Exclusions







Owner's personal belongings.

Disclaimer


The Company offers the details of this vessel or yacht in good faith but cannot guarantee or warrant the accuracy of this information nor warrant the condition of the vessel. A buyer should instruct his representatives, agents, or his surveyors, to investigate such details as the buyer desires validated. This vessel or yacht is offered subject to prior sale, price change, or withdrawal without notice.

PHOTOS









CONTACTS

Andrey Shestakov, leading yacht broker of the sales department of Shestakov Yacht Sales Inc. Shestakov Yacht Sales Inc., the official representative of the Miami/Fort Lauderdale FL headquarters.

Contact details

Email: **andrey@shestakovyachtsales.com**

Web: shestakovyachtsales.com/en/

Telephones

USA: **+1(954)274-4435**

Office hours

Monday – Saturday: **9:00 - 21:00** EDT

Sunday: **closed**

Address



Harbour Towne Marina, 850 NE 3rd St, STE 213, Dania, FL 33004