

PARDI PRINCESS — NEPTUNUS



Судостроитель: NEPTUNUS

Год постройки: 2000

Модель: Моторная яхта

Цена: ЦЕНА ЯХТЫ ПО ЗАПРОСУ

Местонахождение: United States

Длина общая: 65' 0" (19.81m)

Ширина: 18' 11" (5.77m)

Мин. осадка: 5' 0" (1.52m)

Макс. осадка: 5' 2" (1.57m)

Крейс. скорость: 24 Kts. (28 MPH)

Макс. скорость: 30 Kts. (35 MPH)

Купить **PARDI PRINCESS — NEPTUNUS** а также выбрать подходящую вам яхту из нашего **каталога яхт** вам поможет опытный яхтенный брокер Андрей Шестаков. На сегодняшний день компания **Shestakov Yacht Sales Inc.** имеет большое количество яхт в **собственном списке продаж**, а также тесно сотрудничает со всеми крупными **яхтенными производителями** по всему миру.

Для того чтобы купить яхту **PARDI PRINCESS — NEPTUNUS** а также проконсультироваться по любому вопросу связанному с покупкой, продажей, чартером яхт позвоните по телефону **+7(918)465-66-44**.

ОГЛАВЛЕНИЕ

ОГЛАВЛЕНИЕ	2
ХАРАКТЕРИСТИКИ	7
Обзор	7
Основная информация	7
Размеры	7
Скорость, вместимость и масса	7
Размещение	8
Корпус и палуба	8
Информация о двигателе	8
ПОДРОБНОЕ ОПИСАНИЕ	9
Walkthrough	9
Salon	9
Galley	10
Dinette Area	11
Accommodation Companionway	11
VIP Cabin	11
VIP Head	12
Guest Cabin	12
Guest Head	12
Master Cabin	13
Master Head	13
Foredeck	14
Aft Deck	14
Flybridge Equipment	15
Helm Equipment	15
Coach Roof Equipment	15
Lazarette/Crew	16
Engine Room	16

Mechanical Equipment Located Elsewhere	17
Electrical	17
Upgrade Notes	17
August 2020 Yard Visit	18
Remarks	18
Exclusions	18
Disclaimer	18
Исключения	19
Отказ от ответственности	19
ФОТОГРАФИИ	20
Salon Looking Forward	20
Salon to Port	20
Salon to Port	20
Salon to Starboard	20
Salon/Galley Breakfast Bar	20
Salon Looking Aft	20
Galley	20
Galley	20
Galley Looking to Port	21
Galley Looking Aft	21
Starboard Side Banquet	21
Opposite Galley	21
Dining Area	21
Accommodation Companionway	21
Laundry Room Below Stairs	21
VIP	21
VIP to Port	22
VIP to Starboard	22
VIP Head	22

VIP Shower	22
Portside Guest Cabin Looking Forward	22
Guest Cabin Looking Aft with Foldable Desk	22
Guest Cabin Head	22
Guest Cabin Shower	22
Master Looking Aft	23
Master Berth	23
Master Looking Starboard	23
Master Looking Port	23
Master Looking Forward	23
Master Looking Forward	23
Master Head	23
Master Shower	23
Bow	24
Sun Pad	24
Sun Pad	24
Bow Area	24
Wide Side Decks	24
Aft Deck	24
Aft Deck	24
Aft Deck	24
Aft Deck	25
Easy Stairs to Flybridge	25
Aft Deck Bar	25
Lower Controls	25
Expanded Flybridge	25
Flybridge Lounge	25
Flybridge Lounge	25
Flybridge Looking Forward	25

Flybridge Stairs & Hatch	26
Flybridge Bar	26
Flybridge Bar	26
Flybridge Bar	26
Flybridge Bar	26
Helm Area	26
Sunroof	26
Helm Area	26
Helm Area	27
Helm	27
Crew Area Steps	27
Crew Cabin	27
Crew Cabin	27
Crew Head	27
Engine Room Looking Forward	27
Starboard Engine	27
Starboard Engine	28
Port Engine	28
Engine Room Looking Aft	28
Generator	28
August 2020 Bottom Paint	28
August 2020 Yard Visit	28
August 2020 Yard Visit	28
August 2020 Boot Stripe Repaint	28
August 2020 Boot Stripe Repaint	29
August 2020 Yard Visit	29
August 2020 Lift Rebuild	29
August 2020 Yard Visit	29
August 2020 Yard Visit	29

August 2020 Yard Visit	29
August 2020 Lift Rebuild	29
Pardi Princess	29
Pardi Princess	30
Pardi Princess	30
Pardi Princess	30
Pardi Princess	30
Pardi Princess	30
Pardi Princess	30
Pardi Princess	30
Pardi Princess	30
Pardi Princess	30
Pardi Princess	30
Pardi Princess	31
КОНТАКТЫ	32
Контактная информация	32
Телефоны	32
Время работы	32
Адрес	32

ХАРАКТЕРИСТИКИ

Обзор

It would be hard to find a more updated version of a 65 Neptunus. She offers dependable CAT power, a new interior, a hydraulic lift and a very usable Flybridge not usually found on a yacht of this size.

Motivated owners are ready to sell now!

Основная информация

Тип судна: Моторная яхта

Подкатегория: Flybridge

Модельный год: 2000

Год постройки: 2000

Страна: United States

Верх: Hardtop

Открытая палуба мостика: Да

Размеры

Длина общая: 65' 0" (19.81m)

Ширина: 18' 11" (5.77m)

Мин. осадка: 5' 0" (1.52m)

Макс. осадка: 5' 2" (1.57m)

Скорость, вместимость и масса

Крейс. скорость: 24 Kts. (28 MPH)

Макс. скорость: 30 Kts. (35 MPH)

Водоизмещение: 92000 Pounds

Чистый вес: 46 Pounds

Вместимость воды: 250 Gallons

Вместимость сточного бака: 185 Gallons

Объем топливного бака: 1700 Gallons

Размещение

Всего кают: 3

Спальные места: 6

Всего ком. состава: 3

Каюты экипажа: 1

Койки экипажа: 1

Корпус и палуба

Материал корпуса: Fiberglass

Материал палубы: Fiberglass

Комплектация корпуса: Deep Vee

Дизайнер корпуса: Greg Marshall

Дизайнер экстерьера: Neptunus

Дизайнер интерьера: Neptunus

Информация о двигателе

Двигатели: 2

Производитель: CAT

Модель: 3412

Тип двигателя: Inboard

Тип топлива: Diesel

ПОДРОБНОЕ ОПИСАНИЕ

Walkthrough

PARDI PRINCESS may be entered from either the fixed swim platform on a floating dock or either any of the two midship boarding areas on her main deck then aft via the wide walk around side decks.

The integral fixed swim platform has partial stainless steel hoop rails and extra wide steps to starboard which lead to the spacious Aft Deck. A custom Nautical Structures 1200 lb. hydraulic platform for tender storage/launching is aft.

The Aft Deck has both fixed and loose seating around a teak dining table plus a bar and comfortable stairs to the Flybridge.

Just inside the Salon to port is an end table, three person sofa, glass coffee table and additional storage.

To starboard is a maple shelf, upholstered easy chair, built in cabinet and an ottoman.

Next forward is a maple banquet with six drawers for storage. Opposite is the U shaped Galley. Aft of the Galley are three barstools that face the open Galley.

Next forward of the Galley is a U shaped dinette with burlwood table to port, larger than her sisterships due to the deletion of the rarely used Lower Station.

Stairs to below and a side deck door are to starboard.

The lower deck is arranged with a king size Master en suite cabin midship, a twin berth cabin en suite to port and all the way forward a queen size VIP en suite cabin.

A walk in Laundry Center is below the stairs.

The Flybridge has a hardtop, three side enclosure, L shaped seating with table, bar area with barstools and a full centerline helm. Heaving the tender below has allowed for a larger settee with a removable shade above.

The Engine Room is accessed via a transom door with a single Crew Cabin and full head between the aft door and the standup Engine Room.

Salon

Entered via sliding Trend door (with insect screen) the Salon is very open with no bulkhead between the Salon, Galley and forward Dining Area.

The sole is planked maple and extends forward to the Galley.

Immediately to port is a burlwood topped end table with a table lamp affixed.

Next forward is a three cushion leather sofa.

Next forward is another built in end table with a burlwood top, concealing the Salon's AC unit.

Across the beam are three portable white leather barstools that face into the Galley.

This area has been totally redesigned to open up the aft Galley bulkhead by the removal of the standup fridge, etc. This project was approved by the engineers at Neptunus. They recommended and designed the stainless steel support pole.

Starting aft to starboard is a small custom desk with a unique pullout drawer for a printer that slides under the Flybridge steps. Next forward is a matching leather recliner chair. Behind are two storage cabinets. Next forward is a burlwood file cabinet and a matching ottoman with two storage cabinets behind.

Galley

Next forward is the open Galley as modified by the current owner. Principally to port it is U shaped but there is a banquet to starboard with the central walk through going forward between. Between the Galley and the Salon on the extended countertop are three white leather barstools. This area makes a great breakfast nook.

A heavy stainless steel support pole makes excellent grabrail in a sea way.

Galley equipment includes: Absolute black granite countertops Double stainless undermount sink w/Insinkerator disposal Grohe brushed nickel faucet w/removable sprayer GE Profile sensor built in convection microwave w/exhaust fan & work light GE Profile Performance 4 Burner AEG ceramic cook top w/stainless steel trim GE True Temp stainless steel full size self cleaning oven Insinkerator garbage disposal Maple sole w/black granite inlay (5) Maple drawers (15) Maple cabinet doors

Kenmore Elite stainless steel dishwasher (2) Sub Zero undercounter stainless steel refrigerators Sub Zero undercounter stainless steel freezer (9) Power outlets (10) Halogen overhead lights Unique stainless steel backsplash

Opposite the Galley to starboard is a bank of six maple drawers with a black granite countertop matching that in the Galley. This area serves as a buffet or extra counterspace when preparing meals in the Galley. The staggered size drawers are set up as pantry storage.

Dinette Area

Just forward of and open to the Galley is the portside dining settee. Outboard to starboard are the stairs to below and the Pantograph side door with a mesh screen insect screen that retracts to the step.

Outboard to port is a C shaped Ultra Leather settee for six with storage below and a maple and black lacquer trimmed table.

Five wrap around windows with an exterior mesh shade cover the windows. This area has its own digital AC controls, a storage cabinet by the dining table and a central vac outlet.

Accommodation Companionway

Down six carpeted steps to the Lower Deck Accommodations.

On the way below are two cabinets housing the main AC and DC electrical panels.

A lit art niche is at the turn of the stairs.

Forward is the VIP. To port down two more stairs is the Guest Cabin and aft down two more stairs is the Master Cabin, each with a maple door. Inboard is a door to a walk in Laundry Room housing a Magic Chef top loading washer and two separate Magic Chef dryers.

Custom shelves are on both fore and aft of the Laundry Room.

VIP Cabin

All the way forward is the VIP Cabin with a centerline queen size berth off the forward bulkhead. An upholstered headboard set upon mirrored panels at the head of the berth. Below the berth are two large storage drawers and rope lighting around the perimeter. Above the berth are halogen reading lights and a Lewmar deck hatch with an Ocean Air sliding screen and cover. Burlwood countertops both port and starboard at the level of the berth serve as nightstands. Above each countertop is an opening stainless steel trimmed porthole with Roman shades. Above the porthole on both the port and starboard sides are eight cherry cabinets. Aft to starboard is a double door auto lit cedar lined hanging locker with two drawers below.

To port is a full height cedar lined auto lit hanging locker with auto light below. Aft is the entrance to the VIP Head door and a 13" Coby LCD TV on the aft bulkhead. Also in this cabin is a central vacuum outlet, digital AC controls, CO detector, eight halogen lights and a dual oversize access hatch to the bow thruster area. The sole is planked maple

to match the Salon. There are six additional cabinets going aft opposite the entrance to the Head.

VIP Head

The VIP Head is aft to port. The maple bow front vanity has two cabinet doors below and an under mount china sink under an Avonite countertop. Three mirrored medicine cabinet doors are above. The sole is Botticino Classico marble with black diamond accents. The head is a full size Royal Flush by Headhunter. The stall shower has a clear tempered glass door, a hand held or wall mountable fixture plus a light and exhaust fan.

Also within the Head is a mirrored overhead, five halogen mini spots and a arched hinged entrance door.

Guest Cabin

Entrance to this cabin is from the aft end with the berths forward.

There are two twin berths on the forward bulkhead with a two drawer nightstand between. Twin padded headboards are affixed to mirrored panels forward. There are three small drawers beneath each berth. On the forward bulkhead above the headboards are six cherry storage cabinets.

Above the outboard berth is a shelf with two opening stainless steel portholes covered by Roman shades. Above the portholes are five additional cherry storage cabinets. At the foot of the inboard berth is a Sony 19" LCD TV on a curved maple shelf with a Sony CD/DVD player below.

Outboard, just as you enter the cabin is a full size cedar lined auto lit hanging locker. A very unique folding desk is in front of the closet, when folded down it takes virtually no space but when up it's a very useful add on.

Aft is the access to the Guest Head. Also in this cabin is a CO detector, digital AC controls, five LED lights and rope lights at the valance under the berth.

Guest Head

The Guest Head is aft to port. There are two maple entry doors allowing this head to serve as the Day Head as well. The maple bow front vanity has an two maple cabinet doors below an under mount china sink under an Avonite countertop. The sole is

Botticino Classico marble with black diamond accent to match the countertop. The head is a full size Royal Flush by Headhunter. The stall shower has a clear tempered glass door, a hand held or wall mountable fixture plus a light and exhaust fan.

Also within the Head is a mirrored overhead, an opening stainless steel porthole with shade, four halogen mini spots and two mirrored medicine cabinets above the door.

Master Cabin

Entering from the forward end, the king size berth is on the aft bulkhead with an upholstered headboard affixed to a large mirrored panel. Two burlwood half columns rise from the two drawer floating nightstands either side of the berth. There is rope lighting around the perimeter of the berth. At the foot of the berth the entertainment center was removed and replaced with a slim 46" Samsung TV hung in the forward bulkhead.

To port are six large drawers fore and aft. Two opening stainless steel portholes with Duette shades are above a large mirrored panel. Next aft is a full size two door cedar lined auto lit hanging locker, followed by a walk in cedar lined locker with seven cedar shelves, a seven shelf shoe rack and dual hanging rods to maximize the storage potential.

To starboard of the berth is a bureau with six cherry drawers, a burlwood top, two portholes, Duette shades and a second full size cedar lined auto lit hanging locker aft.

Aft to starboard is the entrance to the Master Head.

Also in the Master is an attractive ceiling treatment with burlwood panels, vinyl panels and maple trim with concealed rope lighting and four halogen mini spots. A CO detector, digital AC controls are also in this cabin. AC delivery is via a starboard side valance with hidden rope lighting. Ten additional halogen lights provide plenty of lighting.

The sole is medium dark planked wood to provide a clean look.

Master Head

The size of the Master Head is very generous and not properly described by the word "Head". The sole is Botticino Classico marble with black diamond inlay. The outboard vanity has six drawers. Extending inboard the vanity has two double door bow front cabinets under each sink. White china sinks are under mounted on the Black Galaxy granite countertop. The area above the sinks and much of the area to starboard is mirrored including two additional mirrored storage cabinets on the starboard side.

The toilet is a Headhunter Royal Flush model. The shower is huge and includes a seat, a handheld or wall mountable Grohe fixture, an exhaust fan and two lights. The shower door is clear tempered sliding panel door glass and includes an even larger sidelight. The overhead is mirrored throughout. Within the Head there are seven LED lights, ample GFCI protected outlets and two tone fixtures. An opening stainless steel porthole is covered with a Duette shade.

Foredeck

Fiberglass non skid decks Raised bulwarks w/stainless steel bow & side deck rails Wide walkaround side decks, faux teak from midship aft Cleats w/hawse holes forward Stainless steel pennant staff at bow Recessed Maxwell 3500 24 volt windlass w/freshwater wash down, up & down foot switches & hinged cover Stainless steel anchor chute Bruce 110 lb. anchor w/all chain 350' rode Bow sun pad w/removable Sunbrella cushions & cover Lewmar tinted plexiglass deck hatch to anchor locker Lewmar tinted plexiglass deck hatch into VIP Cabin Port & starboard midship boarding doors & rail breaks Starboard side entry door into Galley area Black Textulene windshield cover for forward & side windshields Dual port & starboard spring line cleats International navigation lights (4) Oval cabin side windows on port & starboard house sides Stainless steel boarding ladder at house sides Delta T side deck air intakes Portside storage hinged locker in house deck Freshwater wash down at anchor locker (4) Stainless steel fender baskets

Aft Deck

Faux teak over Fiberglass decks Full hardtop from Boat Deck over Aft Deck seating Aft Deck built in bench seating for three people w/removable Sunbrella cushions & cover Sea Strike high gloss birds eye maple wood table w/dual stainless steel hi low pedestals & cover U Line refrigerator at Aft Deck bar Stainless steel under mount sink w/hot & cold taps plus sink cover Storage cabinet in bar w/Avonite top Trend stainless steel entry door w/dark tinted glass (10) Faux teak tread steps to Flybridge each w/LED pin light Starboard side Pylaster area cabinet w/engine/thruster controls & engine start/stop buttons Starboard side stainless steel hinged boarding gate from swim platform (4) Faux teak tread nonskid steps down to swim platform Integral Faux teak covered fiberglass swim platform Pullout stainless steel swim ladder Watertight door to Crew Cabin & Engine Room Swim platform freshwater wash down spigot Swim platform hot & cold water shower (2) Stainless steel stern cleats (2) Stainless steel removable safety rails aft Port & starboard 50 amp 220 volt cable master lockers (2) Marinc cable TV/phone inlets (5) LED step lights (6) Overhead stainless steel trimmed halogen Aft Deck overhead lights Aft deck CCTV camera Ample stainless steel safety handrails (2) Extra Aft Deck, deck drains all w/oversize tubing Shore water inlet on swim platform Flag pole socket (2) Boat Deck support poles Nautical Structures hydraulic tender lift system, 1200 lb. capacity, no tender Aft Deck wash down spigot Marquipt 4 step vertical

boarding ladder Marquipt 6 step Tide Ride ladder

Flybridge Equipment

Faux teak decking Safety stainless steel rail at bridge steps Trend opening hatch sunroof, manually operated, electric motor removed (2) Fixed skylights (5) Overhead stainless steel trimmed overhead lights (4) Audio stereo speakers L shaped seating for 6 people with custom removable cushions, covers & storage below, custom extended when tender moved aft Teak cocktail table at settee Custom sunshade to cover aft seating Integral deck drains on boat deck to waterline (5) Panel 3 side enclosure, w/center panel that opens to pin to overhead as desired Hardtop w/radar arch style supports aft Custom mast for all electronics that folds to give under 21' air draft Oversize dark tinted wrap around Venturi windscreen Starboard FRP side bar, with a stainless steel sink on an Avonite bar top with a U Line refrigerator & icemaker. Electra BBQ under a hinged cover & a storage cabinet below (4) portable bar stools around bar Stainless steel foot rail at bar Kahlenberg triple air horns w/24 volt compressor (2) 16,000 BTU dedicated direct expansion reverse cycle units for Flybridge LCD TV - mounted to port by Aft Deck steps

Helm Equipment

Centerline helm w/Sea Star 21" stainless steel helm wheel w/high gloss varnished rim (2) Upholstered Stidd helm chairs w/armrests, footrests & covers Garmin 8215 MFD plotter, radar Garmin 72 mile 4' open array scanner MMC electronic engine controls (new 2015) MMC engine synchronizer system Ritchie 5" Power Damp magnetic compass Side Power Integral bow & stern thruster controls Robertson AP22 autopilot Robertson rudder angle indicator Icom M604 VHF w/DSC & remote mic Icom M604 VHF w/DSC & remote mic Raymarine ST60 depth/speed/log (1) ACR UPP 102 Point Pad searchlight control Fireboy engine shutdown bypass panel Bennett trim tab control panel Sony Sirius ready AM/FM/CD stereo 7 Station bilge pump control panel w/alarm Simrad AI 50 AIS system Chart flat Windlass switches at Helm (4) Wema fuel tank electric gauges Horn button (3) Storage cabinets under helm to large storage area 12 Volt electronics panel w/(30) breaker protected circuits 12V analog voltmeter & analog amp meter Helm cover Side Power handheld remote control for bow & stern thrusters CCTV w/new monitor, (4) cameras: (2) in Engine Room, (1) Aft Deck & (1) in Salon

Coach Roof Equipment

ACR searchlight Garmin 6' Open array X HD2 12 KW radar antenna Speco hailer horn Low Profile signal mast (3) GPS antennas (3) VHF antennas Airmar weather station antenna FM Antenna Sirius Sat radio/weather antenna Triple Kahlenberg air horns (2) Stereo speakers (2) Down lights from radar mast wings

Lazarette/Crew

Entered via the watertight transom door the Crew is two steps down. The area is full beam and on some sisterships this area is fitted out as just storage but having the crew berth opens up storage or crew options. Raised single berth to starboard with three drawers and two cabinets below. An Insignia 20" LED is mounted adjacent to the berth.

Aft are four drawers.

Under custom built hinged steps are two 8D stern thruster batteries.

Centerline is a hinged door to the Engine Room.

To port is a private head with a vanity, sink, opening porthole, Raritan toilet and a stall shower. This shower and head are very useful for swimmers!

The sole of the entire Crew/Lazarette area is vinyl tiles.

Equipment includes: Steering gear Steering reservoir w/filter for Sea Star system Waste pump timer switch (2) DC incandescent lights (2) Shore cord inlet breakers (2) Glendinning CM-7 50 amp 220V shore cord reels

Engine Room

(4) Point Oil Exchanger oil change system – mains & generators Freshwater hot & cold water spigots w/hose Dual Racor main engine fuel filters w/vacuum gauges Fireboy FE 241 65 lb. fire suppression system (2) Main engine CRS 3000 coolant recovery bottles Sea Star hydraulic steering reservoir & power steering system Airsep crankcase ventilation system Black fiberglass wrapped dry exhaust system w/downstream water injection (new 2016) Grafite shaft bonding brushes tied into central bonding system Central vacuum system (2) Fantech 220V Engine Room blowers w/12V extractor fan (2) AC fluorescent overhead lights (4) DC incandescent overhead lights Generator coolant recovery bottle (2) 36,000 BTU Cruiseair chilled water air conditioning compressors (1) 6000 BTU direct expansion AC unit for Crew Additional 300 gallon fuel tankage Jabsco VR 100 fuel transfer pumps w/manifold pump 25 gal/min transfer rate 3" Stainless steel propeller shafts Twin Disc MG 6449 2.029 to transmission ratios Tides dripless shaft seals (7) Rule bilge pumps Horizon Seafari 400 GPD watermaker (2) Engine Room cameras w/Flybridge display Site gauges on Engine Room fuel tanks Sea Land macerator pump Racor 500 fuel filters for generator Workbench on top of AC plant Macerator pump w/timer (2) Fuel priming pumps Gas/water separators for generator exhaust Side Power 15 HP bow thruster, 24 volt, 12" tube Side Power 15 HP stern thruster, 24 volt (2) 24 Volt Jabsco fuel transfer pumps, w/timers, 9 GPM (1) 24 Volt Groco reversible fuel equalizer tank pumps 4.5 GPM Shaft logs have crossover

plumbing for cooling. Cruise Air logic control w/in/out loop temp reading

Summer 2016 Engine Service:

Second 1000 hour service at 1990/1992 engine hours to include heat exchangers, after coolers, fuel coolers cleaned, adjusted valves, oil service, engine high pressure hoses, generator heat exchanger cleaned, raw pump replaced \$21,500. New risers on main engines \$24,000.

Mechanical Equipment Located Elsewhere

Windlass breaker in forward bilge (2) 30 Gallon Raritan hot water heaters in forward bilge 110V house water pump in forward bilge (2) 4D Gel Cell batteries for bow thruster/windlass operation (2) Battery shutoff switches C Charger 5000 Series 24 volt 30 amp charger for above batteries

Electrical

12V/24V DC electrical system 120V/240V AC electrical system 60 HZ 32 KW Northern Lights genset in sound cover, 3206 hours (3) Battery cutoff switches Parallel switch Mastervolt 24 volt inverter 6 KW Mastervolt 24 volt 100 amp house battery charger Charles C Charger 24 volt 30 amp engine battery charger Charles 12 volt 30 amp thruster battery charger Charles 12 volt 20 amp generator battery charger Group 31 generator battery Parallel system for house & engine batteries Parallel system for thrusters Main electrical panel w/the following: (24) Breaker protected 220 volt double pole circuits (48) Breaker protected 120 volt circuits (60) Breaker protected 24 volt circuits (2) AC digital voltmeters (2) AC digital amp meters Digital frequency meter 6 Place bilge pump control panel w/(3) digital counters Water tank gauge at electrical panel Waste tank gauge at electrical panel (2) Galvanic isolators (2) 50 Amp Glendinning shore cord cable reels aft (2) 15 KVA 50 amp isolation transformers Batteries as follows: (4) Gel Cell 8D batteries in series for 24V house system (4) Gel Cell 8D batteries in series for 24V engine start (1) Gel Cell Group 31 battery for generator start (2) Gel Cell 4D batteries for thruster/windlass (1) Gel Cell 4D batteries for electronics

Upgrade Notes

Purchased in Late 2016 the current owner put the yacht through and extensive cosmetic overhaul that created a clean modern look with a wood sole in the Salon, Galley, VIP and Master Cabins.

Work completed at that time (2017) includes:

New desk & sliding printer cabinet inside
New wood sole in the Salon
Salon entertainment system & 50" LED TV
Salon sofa, easy chair & ottoman
All new soft goods in Master Cabin
New wood sole in Master Cabin & VIP
All new Galley appliances
New carpet in other areas
Aft Galley bulkhead removed to open Galley to Salon (Neptunus approved design)
New granite countertops
Garmin 8215 plotter/radar
Complete blister job & recoat of bottom
New faux teak decking main deck & Flybridge
Aft seating area extended to seat 7 – 8 people
Nautical Structures hydraulic platform rebuilt

Older updates include:
Flooring, lighting, AC controls, sink & shower fixtures & hinged steps into Crew Area (2012)
Tri color underwater light (2011)
New Flybridge AC 2 x 1600 BTU units (2010)
Mathers engine controls (2015)
Stern thruster & batteries (2015)

Note: The vessel no longer has a tender

August 2020 Yard Visit

1) Sanded and bottom painted hull bottom
2) Replace underwater engine intake grills
3) Repainted black boot stripe
4) Repainted white stripe between bottom paint and boot top
5) Cleaned and painted thruster props
6) Cleaned and painted hydraulic lift
7) Replaced all zincs
8) New hydraulic lift pistons
9) Lift mechanism rewired

The above yard bill was approximately \$20,000 making PARDI PRINCESS ready to go!

Remarks

It would be hard to find a more updated version of a 65 Neptunus. She offers dependable CAT power, a new interior, a hydraulic lift and a very usable Flybridge not usually found on a yacht of this size.

Motivated owners are ready to sell now!

Exclusions

While every effort was made to list all pertinent included equipment aboard PARDI PRINCESS, there are some personal belongings aboard. Prospective purchasers should assume any item not specifically mentioned herein will not convey at closing.

Disclaimer

Specifications are provided for informational purposes only. Data was obtained from sources believed reliable but is not guaranteed by owner or brokers. Buyer assumes responsibility to verify all speeds, capacities, consumption's and other measurements

contained herein and otherwise provided and agrees to instruct his agents to confirm such details prior to purchase. Vessel is subject to prior sale, price and inventory changes and withdrawal from market without notice.

Исключения

При продаже яхты исключаются личные вещи владельца.

Отказ от ответственности

Компания предоставляет описание судна или яхты добросовестно, но не может гарантировать точность этой информации, а также не ручается за техническое состояние. Покупатель должен проинструктировать своих агентов или оценщиков исследовать представленную информацию более подробно, по собственному желанию. Продажа судна или яхты, изменение цены или снятие с продажи будет происходить без предварительного уведомления.

ФОТОГРАФИИ


Salon Looking Forward




Salon to Port




Salon to Port



Salon to Starboard



Salon/Galley Breakfast Bar




Salon Looking Aft



Galley



Galley




Galley Looking to Port




Galley Looking Aft




Starboard Side Banquet




Opposite Galley




Dining Area




Accommodation Companionway



Laundry Room Below Stairs



VIP



VIP to Port



VIP to Starboard




VIP Head



VIP Shower




Portside Guest Cabin Looking Forward



Guest Cabin Looking Aft with Foldable Desk



Guest Cabin Head



Guest Cabin Shower



Master Looking Aft



Master Berth



Master Looking Starboard



Master Looking Port



Master Looking Forward



Master Looking Forward




Master Head



Master Shower




Bow




Sun Pad




Sun Pad



Bow Area




Wide Side Decks



Aft Deck



Aft Deck



Aft Deck



Aft Deck



Easy Stairs to Flybridge




Aft Deck Bar



Lower Controls




Expanded Flybridge




Flybridge Lounge



Flybridge Lounge



Flybridge Looking Forward



Flybridge Stairs & Hatch



Flybridge Bar




Flybridge Bar



Flybridge Bar




Flybridge Bar




Helm Area



Sunroof



Helm Area



Helm Area




Helm




Crew Area Steps



Crew Cabin




Crew Cabin



Crew Head




Engine Room Looking Forward



Starboard Engine



Starboard Engine



Port Engine




Engine Room Looking Aft



Generator




August 2020 Bottom Paint




August 2020 Yard Visit



August 2020 Yard Visit



August 2020 Boot Stripe Repaint



August 2020 Boot Stripe Repaint



August 2020 Yard Visit




August 2020 Lift Rebuild



August 2020 Yard Visit




August 2020 Yard Visit




August 2020 Yard Visit



August 2020 Lift Rebuild



Pardi Princess



Pardi Princess




Pardi Princess



Pardi Princess




Pardi Princess



Pardi Princess




Pardi Princess




Pardi Princess



Pardi Princess



Pardi Princess



КОНТАКТЫ

Андрей Шестаков (Andrey Shestakov) – ведущий яхтенный брокер отдела продаж яхт и судов компании Shestakov Yacht Sales Inc. Официальный представитель Shestakov Yacht Sales Inc. для русскоговорящих клиентов в центральном офисе компании в Майами/Форт Лодердейл/Флорида/США.

Контактная информация

Email: **andrey@shestakovyachtsales.com**

Web: shestakovyachtsales.com

Телефоны

Краснодарский край: **+7(918)465-66-44**

США, Майами, Флорида: **+1(954)274-4435**

Время работы

Понедельник – Суббота: **9:00 - 21:00 EDT**

Воскресенье: **Закрето**

Адрес



Harbour Towne Marina, 850 NE 3rd St, STE 213, Dania, FL 33004