

VINGALOT — SEA SPIRIT



Builder: [Sea Spirit](#)

Year Built: 2010

Model: Trawler

Price: PRICE ON APPLICATION

Location: United States

LOA: 63' 6" (19.35m)

Beam: 17' 2" (5.23m)

Cruise Speed: 10 Kts. (12 MPH)

Max Speed: 12 Kts. (14 MPH)

Our experienced yacht broker, Andrey Shestakov, will help you choose and buy a yacht that best suits your needs **Vingalot — Sea Spirit** from **our catalogue**. Presently, at **Shestakov Yacht Sales Inc.**, we have a wide variety of yachts available on **our sale's list**. We also work in close contact with all the big **yacht manufacturers** from all over the world.

If you would like to buy a yacht **Vingalot — Sea Spirit** or would like help answering any questions concerning purchasing, selling or chartering a yacht, please call **+1(954)274-4435**

TABLE OF CONTENTS

TABLE OF CONTENTS	2
SPECIFICATIONS	5
Overview	5
Basic Information	6
Dimensions	6
Speed, Capacities and Weight	6
Accommodations	6
Hull and Deck Information	6
Engine Information	6
DETAILED INFORMATION	7
Salon	7
Galley	7
Day Head	8
Wheelhouse	8
Electronics & Navigation	9
Master Stateroom	9
Master Head	10
VIP Stateroom 1	10
VIP Stateroom 2	11
Guest Head	11
Deck Equipment	12
Flybridge & Boat Deck	13
Cockpit & Swim platform	14
Major Equipment & Upgrades	14
Exclusions	15
Disclaimer	15
PHOTOS	17
Salon	17

Salon/Office	17
Galley	17
Stove	17
Galley 2	17
Sink	17
PH steps	17
Pilothouse	17
Electronics	18
Pilothouse dash	18
PH Detail	18
PH to Flybridge steps	18
PH door detail	18
Helm Seat	18
Electric monitoring	18
Detail	18
To lower accommodations	19
Step detail	19
Detail floor	19
Mid-Ship Master with access to ER	19
Master detail	19
Head	19
Master 2	19
Door detail	19
No steps to staterooms	20
Head port detail	20
Bunk cabin	20
Great head	20
Forward VIP cabin	20
Cabin detail	20

Cabin port detail	20
Engineroom	20
2 Generators with "come home" PTO	21
Engine	21
ER3	21
ER4	21
ER5	21
ER6	21
ER7	21
ER8	21
CONTACTS	22
Contact details	22
Telephones	22
Office hours	22
Address	22

SPECIFICATIONS

Overview

Anyone looking for the finest in passage making yachts should take the opportunity to view and evaluate this fine ship.

The Sea Spirit 60 Passagemaker is designed and engineered by Sparkman & Stephens. This yacht is the culmination of decades of experience in building some of the most innovative sailing and motoryachts. She is truly a beautiful, capable well built yacht.

Highlights-

- **Gorgeous-** With pleasing timeless lines and beautiful blue awl grip hull you'll be the proud recipient of many compliments. The interior joinery work is precise and with out equal.
- **Safety-** This boat is designed to take you safely across oceans. She boasts a KEVLAR reinforced solid hull with four watertight bulkheads creating five separate compartments. 11 independent/back up bilge pumps, a robust skeg that protects the shaft, propeller and rudder will empower your to cruise with confidence.
- **Performance-** The advanced naval architecture and fully stabilized hull will deliver operating economy providing trans-oceanic cruise range. The slippery hull and bulbous-bow provide a comfortable and efficient ride. The John Deere burns only 2.5 gph at 6 knots, with over 2000 gallons of fuel, the world is your cruising ground.
- **3 stateroom Layout-** Easy access to all accommodations from Pilothouse. An Island VIP stateroom is forward. Next aft is the day head/en-suite for VIP. A guest stateroom follows on the port side with stacked bunks. Next aft is the full beam Master stateroom with settee and lots of natural light.

Key Features:

- Bulbous bow
- Get home hydraulics off genset
- 2010 model but not commissioned until 2012.
- Pull out BBQ on flybridge
- Wide-body edition with large salon
- Impeccable maintenance and upkeep
- Water-maker
- Hydraulic Bow and Stern thrusters
- Three staterooms
- Day head on main level
- Current desirable moorage in Anacortes, available for purchase.

Call today to schedule an appointment to see this gorgeous vessel.

Basic Information

Category: Trawler

Sub Category: Raised Pilothouse

Model Year: 2010

Year Built: 2010

Country: United States

Dimensions

LOA: 63' 6" (19.35m)

Beam: 17' 2" (5.23m)

Speed, Capacities and Weight

Cruise Speed: 10 Kts. (12 MPH)

Max Speed: 12 Kts. (14 MPH)

Accommodations

Total Cabins: 3

Total Berths: 4

Total Heads: 2

Hull and Deck Information

Hull Material: Fiberglass

Hull Color: Dark Blue

Engine Information

Engines: 1

Manufacturer: John Deere

Model: 6081AFM75A

Engine Type: Inboard

Fuel Type: Diesel

DETAILED INFORMATION

Salon

- Built-in cabinetry. Free standing sofa with adjacent twin end tables, each with 120 AC outlet
- Built-in Desk in aft starboard corner with Wempe 'Pirate' 3 clock set (Ship's Clock, Barometer, Hygro- /Thermometer)
- Hinged door to aft deck with finished white exterior to match the adjacent house sides and with interior finish matching hardwood and veneer
- Dining Table with expandable center section and 'slide over' top on adjustable high/low stainless pedestal
- Starboard built-in counter per arrangement plan with integrated TV cabinet including 32" widescreen HD flat-panel TV on automated lift and 120V AC outlet and antenna socket
- Two (2) overhead grab rails, made from the interior wood selected
- AC and 24V DC Halogen BCM overhead lighting
- Telephone jack
- Salon and Wheelhouse aft side windows are tinted

Galley

- Built-in cabinetry
- Raised breakfast bar integrated in galley counter. (Loose high stools Owner Supplied)
- Galley arrangement including the following appliances:
- GE 27" JK915BFBB Built in Single Convection Wall Oven
- GE 30" PP950BMBB Built in CleanDesign Electric Cooktop
- GE JE1590BH Countertop Convection/Micro
- GE JV635HBB Range hood
- Miele G818SCVi dishwasher\
- GE Refrigerator/freezer - 36" upright, side-by-side, with UV lamp and charcoal filter for refrigerator water intake
- Broan garbage compactor #1055
- Badger 5 garbage disposal in sink with separate switch underneath the sink
- Kohler Double basin stainless steel sink
- Kohler chrome finished faucet c/w built-in sprayer
- Variable intensity AC and 24V DC BCM halogen overhead lighting
- Smoke detector and alarm
- Granite counter tops

Day Head

- Built-in cabinetry
- Raritan water-saving fresh water toilet system (“Atlantes” china bowl with quiet centrifugal macerating toilet pump)
- Overhead finished with Formica ceiling
- Wash basin and Kohler center-set faucet
- Mirror and cabinet
- Granite counter tops
- Overhead lights 24V DC
- Toli heavy duty Vinyl flooring with teak margin
- Extraction fan to the outside
- GFI electrical receptacle for hair dryer or electric razor

Wheelhouse

- Built-in cabinetry as per arrangement plan
- Large “L”-shaped observation settee (with stowage beneath seats) and with table on “swing out” stainless steel pedestal (without pilot berth behind it)
- Hanging Wet Locker beneath the stairs from the wheelhouse to the top deck
- Stair to Flybridge and boat deck with hardwood treads and hand rail of hardwood and stainless steel
- Center line helm station with dedicated instrument console, visual bilge water alarm, storage lockers and drawers
- Engine controls, bow and stern thruster controls, and get home engine controls.
- Flat-panel control console styling with engine alarm system and illuminated instrumentation including: engine gauges, hour meters and fuel gauges
- Lighted alarm panel with indication lights for high bilge water and fire and smoke
- AC and DC distribution panels
- Power-assisted hydraulic steering
- Port and starboard Portuguese bridge hinge aluminum wheelhouse doors. The doors are flush with the wheelhouse side when closed. Central wheel handle, driving interconnected quick-acting perimeter dogs through an internal concealed mechanism.
- Laminated clear safety glass heavy duty windshield (frameless recessed design)
- AC and 24V DC BCM overhead halogen lighting
- Steering console red overhead lights for night navigation
- Windshield defroster system integrated with HVAC system
- Three (3) electric synchronized windshield wipers, washers and controls
- 6” Ritchie compass

- 27" Sea Spirit signature cherry helm wheel with Bird's Eye maple or Ebony inlay
- Starboard stairs down to guest accommodations with hardwood treads and hand rail of hardwood and stainless steel
- Telephone outlet and AC duplex receptacle
- Complete set of navigational flags in traditional flag box above companionway stairs to lower accommodation deck
- Smoke detector
- Rudder indicator
- DC 12V socket
- Flush mounted roll down TV lift in Stainless steel cabinet with wheel type hinge concealed in the overhead ceiling (Including AOC TV.)

Electronics & Navigation

Wheelhouse:

- (1) 15" Garmin GPSmap 5215 and Two (2) 12" Garmin GPSmap 5212 Touch screen Chartplotters
- (1) Icom M604 VHF
- (1) Garmin GSC 10 Autopilot
- (1) Garmin GMI10 Digital instruments to allow critical navigation data to be viewed in digital

Flybridge console installed with:

- (1) Garmin GPSmap 5212 Touch screen Chartplotters
- (1) Icom Micill VHF
- (1) Garmin GSC 10 Autopilot
- (1) Garmin GMI10 Digital instruments to allow critical navigation data to be viewed in digital

Master Stateroom

- Built-in cabinetry with settee to port side and Chest of drawers on the starboard side
- Engine room 4' access door (sound insulated) with viewing porthole
- Island berth arrangement with deluxe custom made 6" foam mattress
- Perimeter drawers under berth. Additional under berth storage accessible through lift out panels under mattress
- Outboard corner cedar lined hanging lockers with door activated auto light and mirror on the inside of the door
- Twin opening Manship 316L stainless steel portholes set in planked hull side ceiling
- Counter in between lockers with top lift lid and drawers below

- Cedar lined hanging lockers, with auto switch lighting and half length mirror on inside of door
- Overhead down BCM lights AC and 24V DC
- Reading lamps BCM 24V DC on both sides of berth
- 23" Flat screen TV mounted on swing out bracket
- Compact AM/FM stereo receiver with DVD player, distributing sound through overhead speakers
- AC duplex receptacles
- Lighted location panel and alarm for high bilge water and fire
- Carbon monoxide detector and alarm
- Smoke detector and alarm

Master Head

- Built-in cabinetry as per arrangement plan
- Raritan water-saving fresh water toilet system. ("Atlantes" china bowl with quiet centrifugal macerating toilet pump)
- Granite counter tops
- Overhead finished with Formica ceiling
- Wash basin by Kohler
- Kohler center-set faucet
- Medicine cabinet
- Mirrors on the medicine cabinet door
- Towel rack and toilet paper holder
- Enclosed shower stall with frameless glass shower door, a seat and removable teak grating board
- Kohler shower fixtures, "Top 4" hand shower with 24" height adjustable sliding fixture bar, hose and soap dish
- Additional rain shower fixture
- Overhead lights AC and 24V DC BCM
- Single opening Manship 316L stainless steel port light
- Toli heavy duty Vinyl flooring with teak margin
- GFI electrical outlet for hairdryer or electric razor
- Extraction fan to the outside of the vessel
- Towel bar and tissue holder

VIP Stateroom 1

- Built-in cabinetry as per arrangement plan
- Forward CL island berth per arrangement with deluxe custom made 6" custom foam mattress and drawers in the foot of berth
- Cedar lined hanging locker to starboard side with door activated auto-light

- Twin port and starboard opening Manship 316L stainless steel portholes set in planked hull ceiling
- Overhead down lights BCM AC and 24V DC
- 23" flat screen television with DVD, built into bulkhead. TV mounted on swing out bracket
- Reading lights 24V DC on both sides of berth
- AC duplex receptacles (either side of berth)
- Telephone jack
- Carbon monoxide detector and alarm

VIP Stateroom 2

- Built-in cabinetry as per arrangement plan
- Upper/lower bunks, each with custom made 4" foam mattress
- Drawers under lower bunk
- Cedar lined hanging locker with door activated auto-lights
- Book shelves above the hanging locker
- Overhead down lights AC and 24V DC
- Reading lamps 24V DC (2)
- Twin opening Manship 316L stainless steel portholes set in teak planked hull ceiling
- Hanging locker with auto door switch lighting
- A/C duplex outlet
- Telephone outlet
- Carbon monoxide detector and alarm

Guest Head

- Built-in cabinetry as per arrangement plan
- Raritan water-saving fresh water toilet system ("Atlantes" china bowl with quiet centrifugal macerating toilet pump)
- Overhead finished with Formica ceiling
- Granite counter tops
- Mirror and medicine cabinet
- Enclosed shower stall with frameless three side glass shower door and seat and removable Teak grating board
- Kohler shower fixtures, "Top 4" hand shower with 24" height adjustable sliding fixture bar, hose and soap dish (owner may substitute)
- Kohler "Classic" center-set faucet with "ultra-classic" handles
- Manship 316L stainless steel portlight
- Overhead lights 24V DC
- Toli heavy duty Vinyl flooring with teak margin
- Extraction fan to the outside

- GFI electrical receptacle

Deck Equipment

Hull

- Blister-resistant gelcoat epoxy barrier primer and anti-fouling bottom paint below waterline
- Isophthalic gelcoat base primer
- Main Deck, Portuguese Bridge and forward Flying Bridge bulwarks are finished with solid Teak cap rails. High gloss varnish finish
- Sparkman & Stephens signature cove stripe in gold paint
- Bilges, Lazarette, some access location and Engine Room finished in white epoxy paint
- Painted with Awlcraft Carinthia Blue Hull and gel coat in off white Superstructure

Decks

- Portuguese Bridge with double opening door to foredeck on centerline.
- Large stowage cabinets assessable through both coaming of Portuguese Bridge and foredeck settees.
- Maxwell VRC-3500 anchor windlass c/w power up/down with controls at bow, Wheelhouse and Flybridge, with FRP surround mud pan.
- Bow anchoring system to starboard side with 136 lbs (62 Kg) Stainless Steel SHHP Pool type anchor
- Stainless steel hull anchor pocket with Stainless Steel protection plates and strakes on
 - starboard hull and bulb.
 - Stainless steel anchor hawse and sparring pipe.
 - Stainless steel bow cut water.
- 400' of 3/8" (10mm) high-grade U2 galvanized chain, marked at 25' intervals and 15' with Dacron safety line at the bitter end.
- Deck hawse pipe to chain locker.
- Anchor chain salt and fresh water wash-down connections on foredeck and aft deck. Fresh water on Boat Deck.
- Stainless steel bow and Teak stern flag staff.
- (4) Heavy duty Bollard style cleats on foredeck.
- (2) stainless heavy duty pop-up cleats integrated in the swim platform.
- (2) life ring recesses located on amidships port and starboard behind wheelhouse side door.
- Side and foredeck freeing ports with perimeter stainless steel finish, vertical line rollers and integrated heavy duty cleats.
- Fairleads with hawse cleats on port and starboard aft decks.
- 24V DC deck overhead lights and deck level courtesy lights.

- Painted gelcoat on non-skid in appropriate deck locations.
- Lower aft-quarter, reinforced fiberglass guard molding with half-oval stainless steel trim cap.
- Integrated swim platform perimeter rub rail with 3"x½" oval stainless steel rubbing strake.
- Electric dual trumpet horn
- (3) Heavy-duty wheelhouse synchronized windshield wipers with fresh water washers.
- Aquasignal navigation Lights. Anchor light on radar mast.
- Holding tank and bilge water tank pump-out deck fittings.
- Dark tinted windows (grey lite #14) except the Wheelhouse nine (9) front windshields.
- Bow seat on fore deck, finished with teak

Flybridge & Boat Deck

- Flybridge power-assisted hydraulic steering control station c/w electronic clutch, throttle controls, engine gauges, start/stop switches, rudder indicator and bow and stern thruster controls
- Hydraulic low profile 1500lbs davit by Brower with 10'6" fixed boom, 359 degree rotation
- Navigation mast on stack with radar platform, boom, navigation and spreader lights
- 4" Richie Compass
- Full beam front counter with center line helm steering station. Stainless steel 'destroyer' type wheel with rear mount helm pump
- Portside counter with top lid. Sink under lid
- Large built-in L-settee to port covered with Sunbrella™ fabric cushions. Storage under settee
- Table on high/low stainless steel pedestal
- Stainless steel framed hinged Manship door/hatch with tinted window for access to wheelhouse
- Small built-in observation settee to starboard
- Fold down Barbecue prep table adjacent to stack for Barbeque
- Vermont Barbeque VCS3507BI - 3-Burner Gas Grill in stack with cupboard below for two (2) propane bottles to be stored
- Safety rails around aft deck with removable section to facilitate tender launching
- Reinforced deck to facilitate davit
- Adjustable helm chair
- Aquasignal 24V DC navigation lights and anchor light
- 24V DC courtesy lights in select locations
- (2) speakers with independent volume control on Flybridge
- Fold down feature on mast to reduce height to less than 20'

Cockpit & Swim platform

- Covered aft deck with built-in port and starboard settees against bulwarks with stowage below
- Settee cushions covered in Sunbrella™ fabric of owner's selection
- Port and starboard varnished Teak coffee tables on stainless steel pedestals
- Pantograph transom bulwark door with central handle and dogging mechanism
- Starboard wing door (finished white) with rectangular upper window
- Teak decking
- Fresh and Salt Water wash down connections
- Concealed shower in locker, hand held, with hot and cold water
- Two (2) overhead speakers with independent volume control.
- Cable TV outlet and phone jack
- Retractable pocketed swim ladder recessed in swim platform with "hold on" bar below
- (2) large stainless steel 'pop-up' cleats on swim step.
- Large center hatch for "wet" items in swim platform
- Overhead lights 24V DC
- 24V DC courtesy lights
- Port side with Stainless steel ladder under hatch to Boat Deck

Major Equipment & Upgrades

- Single fresh-water cooled John Deere 6081 AFM75 300 bhp @ 2200 rpm, M2 (medium) rated diesel engine, close coupled to a ZF360 marine transmission. The engine includes PTO unit and engine driven emergency bilge pump
- Aquadrive anti-vibration flexible coupling with integrated thrust-bearing.
- (2) station ZF 9000 Series electronic controls (Wheelhouse and Flybridge)
- Yacht Controller wireless remote control
- Aquamet stainless steel (22 HS) shafting. Stern tube located inside hull skeg
- Four (4) blade NiBrAl propeller
- Keypower KP 3500 get-home system mounted on the main shaft, driven by hydraulic pump powered off the primary generator, with Remote engagement in the engine room.
- Foil shaped FRP rudder constructed with stainless steel stock and internal frame.
- Engine Room & Lazarette Equipment
- Engine driven emergency bilge pump with "Y" valve
- Seafari Horizon Reverse Osmosis Watermaker
- Fuel tanks totaling 2,105 US gal (7,957L) c/w baffles, sump, sight glass, inspection clean out plates including one 180 US gal (680 L) day tank
- (2) centralized fuel filling systems allowing both fuel tanks on each side to be filled simultaneously
- Dual Racor Main Engine fuel/water separators with vacuum gauge and manifold

- valve assembly to permit filter change while underway
- Reverso 150GPH Fuel Polishing System
- Fuel transfer system allowing fuel to be transferred between tanks
- Vibration isolating resilient engine mounts in compliance with engine manufacturer's recommendations
- Aquadrive anti-vibration flexible coupling with integrated thrust-bearing
- Stern tube fitted with Lasdrop Marine No-Drip™ or Tide Marine shaft seal
- Main Engine wet exhaust system with FRP muffler
- Hydralift -type FRP muffler with water separation and drain for generator
- Engine Room air-intake and ventilation with de-watering/demisting system of FRP construction
- Head Hunter Tank Sentry level measurement system for all Fuel tanks
- Fire suppression system liquefied compressed gas propellant
- Emergency air supply damper shut-down system for Main Engine, Generator and Engine Room
- 24V DC lighting (E/R also has 110V AC lighting)
- Raw-water strainer for generators
- Catch-all drip pans under Main Engine
- Hydraulic power-assisted steering system with SAE "A" PTO mounted on Main Engine
- Emergency manual steering system with removable tiller stored in lazarette and to be mounted on aft deck when used
- Pumps and motors are isolation mounted where practical
- Engine Room stainless steel grab/protection rails
- Engine Room / Lazarette overhead and side and bulkhead finish in white perforated aluminum
- Keypower KPRFS9SF Roll Fin Stabilizer System, with two (2) 9 ft² FRP fins. Controls for the stabilizer system are located at the pilothouse and bridge control stations. The active fin stabilizers are a part of the integrated hydraulic system
- Keypower KP12B-1.56 25HP Bow thruster hydraulic
- Keypower KP12B-1.56 25HP Stern thruster hydraulic
- Keypower KP 3500 Get-home system mounted on the main shaft, driven by hydraulic pump powered off the primary generator with remote engagement control in the Wheelhouse

Exclusions

Owner's personal belongings.


Disclaimer

The Company offers the details of this vessel or yacht in good faith but cannot guarantee or warrant the accuracy of this information nor warrant the condition of the


vessel. A buyer should instruct his representatives, agents, or his surveyors, to investigate such details as the buyer desires validated. This vessel or yacht is offered subject to prior sale, price change, or withdrawal without notice.

PHOTOS


Salon




Salon/Office




Galley




Stove




Galley 2



Sink



PH steps



Pilothouse



Electronics



Pilothouse dash



PH Detail



PH to Flybridge steps



PH door detail




Helm Seat



Electric monitoring




Detail



To lower accommodations




Step detail



Detail floor




Mid-Ship Master with access to ER



Master detail




Head



Master 2



Door detail



No steps to staterooms



Head port detail



Bunk cabin



Guest head



Forward VIP cabin



Cabin detail



Cabin port detail




Engine room




2 Generators with "come home" PTO


Engine




ER3




ER5




ER7



ER4



ER6



ER8

CONTACTS

Andrey Shestakov, leading yacht broker of the sales department of Shestakov Yacht Sales Inc. Shestakov Yacht Sales Inc., the official representative of the Miami/Fort Lauderdale FL headquarters.

Contact details

Email: **andrey@shestakovyachtsales.com**

Web: shestakovyachtsales.com/en/

Telephones

USA: **+1(954)274-4435**

Office hours

Monday – Saturday: **9:00 - 21:00** EDT

Sunday: **closed**

Address



Harbour Towne Marina, 850 NE 3rd St, STE 213, Dania, FL 33004