

FUGITIVE — NORTHCOAST YACHTS



Судостроитель:

NORTHCOAST YACHTS

Год постройки: 2010

Модель: Моторная яхта

Цена: ЦЕНА ЯХТЫ ПО ЗАПРОСУ

Местонахождение: United States

Длина общая: 125' 0" (38.10m)

Ширина: 25' 6" (7.77m)

Макс. осадка: 6' 4" (1.93m)

Купить **FUGITIVE — NORTHCOAST YACHTS** а также выбрать подходящую вам яхту из нашего **каталога яхт** вам поможет опытный яхтенный брокер Андрей Шестаков. На сегодняшний день компания **Shestakov Yacht Sales Inc.** имеет большое количество яхт в **собственном списке продаж**, а также тесно сотрудничает со всеми крупными **яхтенными производителями** по всему миру.

Для того чтобы купить яхту **FUGITIVE — NORTHCOAST YACHTS** а также проконсультироваться по любому вопросу связанному с покупкой, продажей, чартером яхт позвоните по телефону **+7(918)465-66-44**.

ОГЛАВЛЕНИЕ

ОГЛАВЛЕНИЕ	2
ХАРАКТЕРИСТИКИ	4
Обзор	4
Основная информация	4
Размеры	4
Скорость, вместимость и масса	5
Размещение	5
Корпус и палуба	5
Информация о двигателе	5
ПОДРОБНОЕ ОПИСАНИЕ	6
Overview	6
Refit 2018	6
Original Upgrades	7
Accommodations	8
Salon	8
Galley/Deck Appliances	8
Master Stateroom	9
Guest Staterooms	9
Crew Quarters	10
Pilothouse	10
Sundeck	11
Flybridge	11
Engine Room / Mechanical Equipment	11
Electrical Room	12
Electrical System	13
Navigation Electronics	13
Hull Construction	14
Hull and Construction Features	15

Safety & Fire Protection	16
Dockage/Anchorage	16
Remarks	16
Disclaimer	17
Исключения	17
Отказ от ответственности	17
ФОТОГРАФИИ	18
КОНТАКТЫ	34
Контактная информация	34
Телефоны	34
Время работы	34
Адрес	34

ХАРАКТЕРИСТИКИ

Обзор

ORIGINAL OWNER!

Zero speed stabilizers, shallow draft, never been chartered, Atlas seamless transfer, LOW HOURS, USA Built in Seattle, WA, DuPont Imron Paint, full teak decks, Nautical Structures built-in gangway port and starboard, carbon fiber passarelle.

RECENT BOTTOM SERVICE - SUMMER 2019 125' x 25.6' raised pilothouse motoryacht. Full walk-around decks. Five staterooms including on-deck master with split level plan. Colombian Rosewood satin finish interior. Crew quarters located aft. Caterpillar C32ACERT 1925 hp each. ***EXTENDED FULL WARRANTY of Caterpillar C32-Acert Engines through MARCH 2022*** REFIT 2018 - *see REFIT section

Основная информация

Тип судна: Моторная яхта	Подкатегория: Pilothouse
Модельный год: 2011	Год постройки: 2010
Год обновления: 2018	Страна: United States
Верх: Raised Pilothouse	Открытая палуба мостика: Да

Размеры

Длина общая: 125' 0" (38.10m)	Длина по ватерлинии: 110' 0" (33.53m)
Ширина: 25' 6" (7.77m)	Макс. осадка: 6' 4" (1.93m)

Скорость, вместимость и масса

Водоизмещение: 508000 Pounds

Чистый вес: 254 Pounds

Вместимость воды: 1000 Gallons

Вместимость сточного бака: 375 Gallons

Объем топливного бака: 7600 Gallons

Размещение

Всего кают: 5

Всего коек: 6

Спальные места: 11

Каюта капитана: Да

Каюты экипажа: 3

Койки экипажа: 6

Спальных мест экипажа: 6

Корпус и палуба

Материал корпуса: Composite

Материал палубы: Teak

Комплектация корпуса: Semi-Displacement

Цвет корпуса: White

Отделка корпуса: Stainless Steel

Дизайнер корпуса: NCY / Fredrickson

Информация о двигателе

Двигатели: 2

Производитель: Caterpillar

Модель: C-32 ACERT

Тип двигателя: Inboard

Тип топлива: Diesel

ПОДРОБНОЕ ОПИСАНИЕ

Overview

***Will be on display at Fort Lauderdale International Boat Show (10/30-11/3)
@ Orange Zone LOM B-Dock 15-18A***

ORIGINAL OWNER!

Zero speed stabilizers, shallow draft, never been chartered, Atlas seamless transfer, LOW HOURS, USA Built in Seattle, WA, DuPont Imron Paint, full teak decks, Nautical Structures built-in gangway port and starboard, carbon fiber passarelle.

RECENT BOTTOM SERVICE - SUMMER 2019 125' x 25.6' raised pilothouse motoryacht. Full walk-around decks. Five staterooms including on-deck master with split level plan. Colombian Rosewood satin finish interior. Crew quarters located aft. Caterpillar C32ACERT 1925 hp each. ***EXTENDED FULL WARRANTY of Caterpillar C32-Acert Engines through MARCH 2022*** MAJOR REFIT 2018

Refit 2018

- 2000 hours Caterpillar C32-Acerts Service
- 5000 hours Northern Lights Generators (65 kw) Service
- Atlas System serviced
- NEW Power Take offs for Stabilizers and bow thruster
- NEW Hydraulic lines
- Head Hunter Sanitation System serviced
- Nautical Structures Davit serviced
- Nautical Structures Recessed Gangplanks (Port/Stbd) serviced
- Trac Zero Speed Stabilizers serviced
- Sea Recovery Water Maker (2000 GPD) serviced
- Dive Compressor serviced
- Glendining Power Reels (Cable Master) serviced
- Aft Electronic Door serviced

- NEW (4) AC Chillers & Control Boards - DOMETIC Titan Titanium models
- NEW Crew HVAC Units
- NEW (2) Make-up Air Handlers
- Ozone Generators All HVAC serviced
- Custom Sea Strainers (2)/Ceramic Coating
- All Air Con raw and chilled water pumps have redundant backups

- Fresh water system upgraded to Head Hunter Aquabox top of the line with Mach 5 as back up
- Alfa Laval fuel centrifuge fully serviced
- NEW Hattleland Screens Flybridge & Pilothouse
- NEW updated WIFI System
- Fire System Certified/Tank Replaced
- Life Rafts (2) Serviced
- (3) Washers/(3) Dryers Serviced or Replaced
- NEW All Exterior Canvas & Covers
- NEW Crew Flooring Replaced
- NEW Treadmill on Flybridge

Original Upgrades

- Canvas (Exterior)
- Hot Tub Xchange
- Teak Surround Hot Tub
- Polished Anchors/Pockets
- Underwater Lights (10)
- Underwater Camera
- Dive Compressor
- Treadmill
- (2) Life Rafts/Canisters
- (4) Custom SS Fridge/Freezer Drawers on Flybridge
- Alpha Lavel System
- A/V & Electronics
- Kaleidescape System
- (All TVS Show SAT TV, Kaleidescape, Navigation Screen, Underwater Camera)
- CCTV Cameras
- Custom TV/Stand on Flybridge
- AB 17 DLX RIB
- AB 17 DLX Options
- AB Tender Custom Cradle
- Granite Countertops
- Custom Dining Chairs (10)
- Custom Desk (Master Stateroom)
- Custom Fiberglass Shelves (Fiddley & Forward)

Accommodations

This moving “Work of Art” establishes a new standard for luxury Motor Yachts worldwide. Her inspirational design combines the finest composite finish work with a dazzling custom interior and a pedigree of performance and structural integrity.

Green was a key consideration during all phases of construction. Green elements aboard include Bamboo textiles that have been incorporated into various areas, and LEEDcertified EcoDomo recycled leather tiles in the galley and wheelhouse soles.

If you value flawless workmanship and top of the line materials, then the 125 will not disappoint you.

Salon

Rosewood is the predominant choice for woodwork with Makassar ebony accents throughout on the paneling and builtins throughout the yacht. The wall panels in the entryway are covered in woven bamboo fiber with handpulled leather gracing the door panels and drawer fronts. Upon entering the main deck Salon through a double curved-glass door aft, there is the dining table, itself a showpiece with a backlit onyx top. It's the perfect complement for entertaining up to 20 dinner guests. Just forward in the salon is a casual seating lounge area featuring a 63" Samsung video screen, full entertainment center and a vaulted overhead that provides nine feet of elegant headroom. A perfect place to gather after dinner and enjoy your after dinner cordial or watch the latest premier! The dramatic staircase rising from the main deck foyer to the Pilothouse appears to be suspended in midair. In reality, it's engineered with state of the art polished stainless and cables offering hightech drama with its complex angles. If you look closely, you'll find those same angles repeated in the flybridge stanchions, table bases and elsewhere throughout the yacht. Opposite the staircase, on the port side of the vessel, is the convenient day head and entrance into the spacious galley. As we continue going forward on the starboard side of the yacht, we approach the entrance to a full beam Owner's Suite with its casual elegant appointments and large windows for panoramic views.

Salon: 63" Samsung 3D Plasma Television
10" Martin Logan Dynamo Subwoofer
4 x Speakercraft CRS8 Three ASM86630 Speakers
2 x Vienna Acoustic wall mount speaker with silk tweeter and woofers
Denon DVD1940 CIBLA Single disc player
Sonance IPort FS3 ondesk ipod dock with IR control capability

Dining Area: 2 x Speakercraft CRS8 Three ASM86630 Speakers
Starboard Aft Stateroom
Denon DVD1740, DVD player
DirecTV DTVHDVR21, Direct TV hddvr
2 x Speakercraft CRSTWO speaker with silk tweeter and woofer

Galley/Deck Appliances

The galley is fully equipped with Wolfe and Sub Zero appliances and features generous

storage and surface space. Styling and functionality make this galley a worldclass work area that will please the most demanding professional chefs. **Main Galley:** Sub Zero 48" side-by-side Wolfe 30" wall oven Wolfe 36" cook top LG microwave hood ASKO 24" dishwasher Sub Zero 24" under counter wine storage Moen faucet Viking 18" trash compactor 2 x Speakercraft CRS8 Three ASM86630 Speakers **Sun Deck:** OUTDOOR TV with custom stainless stand and cover (4) Custom stainless steel Fridge/Freezer drawers Wolfe 36" BBQ grill **Lower Utilities:** 2 Sets LG front load washers / dryers Sub Zero drawer freezer Sub Zero 24" wine cooler **Aft Deck:** Sub Zero 24" under counter refrigerator **Crew Mess:** Sub Zero 24" under counter fridge/freezer combo Asko stack washer / dryer

Master Stateroom

The two-level Owner's Suite features a kingsized bed with leather headboard on the main deck level as you enter the suite. Forward beyond the bed and one step down are the custom desk and chair, dressing area and large bathroom, with recessed marble-clad tub that affords an overhead height of nearly nine feet. In addition to the spacious accommodations and elegant décor, the Northcoast 125 Owner's Suite has tremendous storage and a full complement entertainment center including a 42" pioneer Elite Plasma television. 42" Pioneer Elite plasma television Customer Supplied TV Lift, INCA Lift Definitive Tech. Supercubell Ultra Compact sub 5 x Speakercraft CRS8 Three ASM86630 Speakers Denon Ipod dock for denon receiver Denon DVD player, single disk 2 x Speakercraft IRE3.0

Guest Staterooms

From the starboard main deck an open stairway finishes at a central lower foyer. Forward are two VIP guest staterooms, each with queen beds and large bathrooms. Two additional guest cabins are aft; the port has a double bed and the starboard has two lower twin beds plus a Pullman berth. Central Utility rooms to the staterooms include laundry to port with twin washer / dryers and storage, freezer and wine cooler starboard.

Port Forward Stateroom:

40" Samsung LCD HDTV Denon DVD1740, DVD player DirecTV DTVHDVR21, Direct TV hddvr 2 x Speakercraft CRSTWO speaker with silk tweeter and woofer

Port Aft Stateroom:

22" Samsung LCD HDTV with atsc tuner Denon DVD1740, DVD player DirecTV DTVHDVR21, Direct TV hddvr (2) x Speakercraft CRSTWO speaker with silk tweeter and woofer

Starboard Forward Stateroom:

40" Samsung LCD HDTV Denon DVD1740, DVD player DirecTV DTVHDVR21, Direct TV hddvr2 x Speakercraft CRSTWO speaker with silk tweeter and woofer

Starboard Aft Stateroom:

22" Samsung LCD HDTV with atsc tuner Denon DVD1740, DVD player DirecTV DTVHDVR21, Direct TV hddvr(2) x Speakercraft CRSTWO speaker with silk tweeter and woofer

Crew Quarters

Crew quarters are located aft on the lower deck. Accommodations include two twin bunk cabins and a captain's double cabin. An open crew galley / lounge, with washer / dryer complete the area. Crew quarters are accessed either through the watertight transom door or a secondary access directly to the aft deck. Engine room entry is through the crew area. A secondary escape route from the engine room to the main deck is on the starboard side. Crew Settee: Denon DVD1740, DVD player DirecTV DTVHDVR21, Direct TV hd dvr2 x GEFEN EXTCOMPAUD143 audio distribution amplifier 19" Samsung LCD HDTV 2 x Speakercraft CRSTWO speaker with silk tweeter and woofer 1 x Speakercraft IRC1.1 Mini receiver Crew Berth 1 & 2: 1 X fold down TV/DVD player at each berth Captain's Quarters: DirecTV DTVHDVR21, Direct TV hd dvr Captain's quarters receiver 2 x Speakercraft CRSTWO speaker with silk tweeter and woofer 19" Samsung LCD HDTV Denon DVD1740 DVD player

Pilothouse

The raised Pilothouse features the latest in navigational equipment and is designed with adjustable flat screen monitors that will fold down flush for a wide smooth console. A comfortable platform settee for six on port with a high/low cocktail table is complemented by a powered adjustable chaise lounge on starboard, perfect for reading or gazing out the large windows. All aspects of this wheelhouse have been well thought out. The console lifts to access emergency steering and backup displays nestled alongside a shelf that supports the yacht's computer keyboard. Meticulously arranged wiring (which can also be seen when opening any access panel in the boat) is also visible through acrylic panels.

Sundeck

The sundeck is accessible from the pilot house and also from an aft staircase that leads up from the main aft deck. The forward section of the sundeck has a control station flanked on either side with generous wraparound seating. The mid section features a large Jacuzzi to the starboard, and a bar to the port complete with BBQ, sink, (4) custom stainless steel Fridge/Freezer drawers. Outdoor TV with custom Stainless Steel stand and cover. Aft of the Jacuzzi and bar lie two low sunpads. Aft on the sundeck is the tender area with 2500lb Nautical Structures crane and life raft storage.

Flybridge

Flybridge:

Helm Chairs – 2 x StiddSettee – 2 x molded platform frp bases with upholstered cushions
 Dining Tables – 2 x teak and wenge tops with stainless steel legs
 2 x Speakercraft CRS8Three Speakers
Flybridge Forward: 2 x Speakercraft CRS8Three Speakers
Aft Deck: Settee – molded frp base with upholstered cushions Dining Tables – 2 x teak and wenge tops with stainless steel legs
 Bar – molded frp cabinet with antique brown granite top
 Fridge – SubZero under counter Emergency docking controls in locker
Fore Deck: Windlass PadsBosuns Locker access from centerline hatch
Upper Deck: Crane Nautical Structures 2500 lb capacity, 270 degree power rotation, w/ handheld control unit. Spa Tub – AcrylicAB 17 DLX RIBAB Tender Custom CradleBBQ – Viking BBQ stainless steelBar – fiberglass molded, two level with antique brown granite topsBar sink – Blanco stainless steelFaucet – Franke

Engine Room / Mechanical Equipment

Main engines are mounted with CATERPILLAR vibration/isolation pads. Generators equipped with NORTHERN LIGHTS sound enclosures. Generators are double isolated with factory electrohydrostatic mounts. The engine room is isolated from the remainder of the vessel for soundproofing using multilayer blanket insulation with mass layers behind composite FRP wall and overhead panels. Engine room air trunks finished as per the same schedule.
 Main Engines – 2x CATERPILLER C32 ACCERT 1950 MHP @ 2300RPM
 Transmissions – ZF 3055 2.5:1 Reduction
 Engine Controls – 4 x Caterpillar stations located on flybridge center console, P/S wing stations, & pilothouse
 Generators – 2 x Northern Lights rated @ 65 KW (each). Three phase 120/208 VAC @ 1800RPM with sound shields. 5,000 hr serviced completed. **Fuel Transfer Pump:** 2 x 40gph plus prime pump
Fuel Transfer Manifold: Stainless steel ball valves on welded stainless steel manifold
Oil Transfer Pump: AC pump through fixed manifold for new and waste oil change
Hydraulic System: American Bow Thruster hydraulic system consists of (2) generator engine driven hydraulic pumps. This system provides hydraulics for

stabilizers, bow thruster, anchor windlass', warping winches and tender crane. NEW lines and hydraulic power take offs 2018.**Engine room Fire Suppression System:**KIDDE SBS FM200 automatic and manually activated via engine room Fenwal 12X27020 heat detector and manual pulls located inside and outside the engine room**Air Conditioning System:**ALL NEW Dometic chilled water, reverse cycle system, 20 ton capacityNEW (4) DOMETIC Tital Titanium chillersNEW (2) 200 CFM makeup air handler providing fresh air to vessel**Steering System:**Kobelt electronic / hydraulic system driven from main enginesFive stations including pilothouse, flybridge, wing stations (port and starboard) and aft deck wired remote**Fuel Tank Pre Filtration:**UPGRADED to Alfa Laval fuel centrifuge fuel polishing system**Fuel Filters:**Racor 75/900MAX main engines Racor 500MA generators**Water Maker System:**1 x Sea Recovery "CoralSea" Watermaker providing 2000 Gallons per day**Fire and Emergency Bilge System:**Application is provided with an AC motor driven pump and hydraulic engine driven pumpManifold controls make it possible to use either pump as fire or bilge pump simultaneously**Fire/Bilge Pumps:**5hp. Electric (1) MP1 5hp. Hydraulic, with hydrants (2) located on deck (5) bilge suction**Air Compressor:**Silent Aire 100/24 120 PSI, silent compressor w/ 5 gal accumulator tank located in E/R(3) air supply outlets, located in engine room, forward bosun locker, and flybridge 20gal reservoir tank located on flybridge for horn**Tool Box:**"SnapOn" model #KRA4820A located in crew utility**Fresh Water System:**Fresh Water Pumps Headhunter Aquabox Mach 5 backupExterior fresh water hose bibs locations at foredeck, upper deck, swim step**Outdoor Shower:**Located on the upper deck**Black Water System:**Owner/Guest Toilets - 5 x Headhunter fed to mid ship holding tankCrew Toilets 2 x Headhunter gravity fed to crew black sump then pumped to mid ship holding tankBlackwater Pumping Headhunter Mako1 mid ship tank to treatment unit, Johnson Viking Power 32 crew sump to mid ship tank**E/R Air Ventilation:**Delta T application using (2) 21" intake blower units with variable frequency drivesThe system incorporates manual and automatic variable speed control**Central Vacuum System:** Drainvac w / hepa Filter**Grey Water System:**Central mid ship and aft (crew) gray water sumps with automatic and manual overboard pump for sinks, showers, and air handler condensateHeadhunter Tidalwave Treatment System located in engine room

Electrical Room

B&K AVR507, dolby digital THX EX dualzone AV receiver2 x B&K CT600, 12 channel, 6 zone receiver with internal am/fm tunerDenon AVR2802C1 a/v receiver with dolby digital surround EX cdmiDirecTV DTVD10 basic directv tuner, dedicated music DirecTV DTVD10 basic DIRECTV tuner, galley receiverDirecTV DTVHDVR21, Direct TV hddvr, Master stateroom DirecTV DTVHDVR21, Direct TV hddvr, Salon receiverSpeakercraft IRE3.0, single IR emitter 2x Speakercraft SAC1.0, IR combiner Zinwell WB616 satellite multiswitch

Electrical System

120/208 VAC three phase & 24 volt DC: Ship's service all marine grade power wire. Wire and cable runs are fully supported and neatly arranged. Wiring and cables passing through watertight bulkhead transits maintain watertight and fire integrity.

Shore Power System: Atlas 75 KVA shore power system, automatic generator start, seamless transfer

Ship's Monitoring / Status System: Maretron system for the monitoring of key systems and tankage Display on Pilothouse monitors and Crew computer screen

Distribution Panels: Atlas primary AC panel distribution Square D sub AC panel distribution Atlas primary DC panel distribution Comar sub DC panel distribution

Batteries: House Bank: 4 x 12 volt glass mat for 24 volt Starboard Main: Start 2x12 volt glass mat for 24 volt Port Main Start: 2 x 12 volt glass mat for 24 volt Port Generator Start: 1 x 12 volt Group 31 Starboard Generator: Start 1 x 12 volt Group 31 Emergency Radio: 2 x 12 volt glass mat Battery Changing: (inverters/charging) House: 2 x Trace Inverter/Chargers SW 4024

Port / Starboard Starting: 1 x Newmar triple output 3 stage charge process charger PT2420

Shore Power: 100amp 3phase stations - (4) total, 2 swimstep, 2 foredeck - each with Glendining power reels housing 100ft 100amp chords per North American standard 120/208 VAC Shore power configurations: 2 X 100a single phase 2 X 100a three phase 1X 480v three phase Atlas can also take 50 or 60hz

Engine Alarms and Indicators: Maretron per above Caterpillar Electronic Displays at engine mounted panels

Security Alarm: Maretron per above

Fire Alarm System: GE 54INCSRXT audible smoke detectors in each room / area and GE 2818PL 24VDC heat detector in galley

Emergency Radio: 1 x Statpower 10i battery charger

Computer WIFI: Aigean Wifi 2 and 5 gh

Navigation Electronics

FURUNO: (1) Maxsea Charting Software (1) Navnet 3D Black Box (1) DRS 12A Radar (1) Navnet DFFI Sounder Box (1) Navnet Transducer (1) FAR 2117 BB Radar (1) Six Foot Sweep Antenna (1) SC60 Satellite Compass (1) HUB 101 Network Hub (1) GP 150D GPS (1) FI 501 Wind Display (1) FI 5001 Wind Masthead Transducer (1) FI 5002 J Box (3) FI 503 Multi Displays (1) Transducer (1) FELCOM 16 SSAS (1) NX 300 Navtex (1) FAX 30 Weather Fax (1) FA 150 AISHATTELAND: (4) 23 inch monitor (3) 15 inch monitor

SIMRAD: (1) AP50 Autopilot (1) AP50 second station (1) RC25 Fluxgate Compass (1) NI300X NMEA Interface Box

ICOM: (1) M802 Single Sideband Radio (1) AT140 Tuner (2) M604 VHF (1) M304 VHF (1) RAM Microphone 1 (1) RAM Microphone 2

DIGITAL: (2) VHF Antenna 16 Foot (1) SSB Antenna 16 Foot (1) AIS Antenna 8 Foot (1) VHF Antenna 8 Foot (1) CELL Antenna 4 Foot

TELULAR: (1) 5X7T Blackbox Cell Phone

FLIR: (1) NAVIGATOR II Thermal Camera (1) Second Station

FLIR: (1) NAVIGATOR II Thermal Camera (1) Second Station

HARTER: (2) Horns KVH: (1) M9 Satellite Dish TV (1)

FB500 Satellite Telephone WAVE(1) ECX WIFIDISH:15 211K Satellite Receiver ELBEX:(1)
EXS128 Camera System Controller (2) EXC 7207 Camera(1) EXC 74 CameraMain
Navigation System is PC based TIME ZERO PROFESSIONAL

Hull Construction

Hull mold originally developed Jack Sarin Naval Architect, Inc. subsequent structural engineering and laminate detail supplied by Al Horsmon, Gurit, for Crescent Yachts, Inc. Hull construction of sandwich composite laminate, using 100% vinylester resin, with multiaxial eglass over CORECELL foam core. Stiffening is designed with a matrix of composite bulkheads and longitudinal girders. Six watertight compartments are incorporated into the design including the collision bulkhead forward. Structural design originally based upon the standards of the American Bureau of Shipping "1990 Guide for Building and Classing Motor Pleasure Yachts." Throughhull penetrations are locally reinforced and at the penetrated area the core margin is closed off by solid laminate. Any throughhull fittings and / or mechanical fastenings are bedded and sealed with polyurethane adhesive / sealant, such as 3M5200. Framing members (except watertight bulkheads) incorporate limber holes for free water drainage to bilge sumps. Limber holes are structurally sealed with FRP laminate. Limber holes are arranged to limit bilge water accumulating in isolated pockets. The Deckhouse / Pilothouse / Bulkhead structure are designed and constructed to be as lightweight as possible consistent with required scantlings. Components are laminated with 100% vinylester resin, and knitted eglass fabrics. Deckhouse cores are crosslinked PVC and linear polymer foam materials, vacuum bagged. Throughdeck and throughhouse penetrations are locally reinforced and penetrated the core is closed off by solid laminate. Through laminate mechanical fittings and all fastenings be bedded and sealed with polyurethane adhesive / sealant, such as 3M5200. NonStructural Laminates Exterior laminates which are not related to the basic structures, such as soffits, deck coamings, bulwark liners, and styling features laminated of FRP skins and over core per the structural methods described. Finishes Exposed surfaces of the hull, decks and superstructure are faired and painted with epoxy compounds and top coated with DuPont Imron, linear polyurethane paint. Underwater surfaces of the hull bottom receive multiple epoxy barrier coats and three coats Interlux, or equivalent, bottom paint. Sound Insulation All interior accommodation rough surfaces of the hull, deck and superstructure are insulated for sound and thermal transmission by 1" thick foam with a vinyl cover. Carpeted floor areas lie atop 3/8" sound deadening, loaded underpad. Main engines are mounted with CATERPILLAR supply vibration/isolation pads. Generators equipped with NORTHERN LIGHTS sound enclosures. Generators are double isolated with factory electrohydrostatic mounts. The engine room is isolated from the remainder of the vessel for soundproofing using multilayer blanket insulation with mass layers behind composite FRP wall and overhead panels. Engine room air trunks finished as per the same schedule.

Hull and Construction Features

Exterior Rails 2.375" diameter polished 316SS removable hoop rails at boat deck and swim step
 Exterior Deck Surface All exterior walking decks and stair tread surfaces covered with teak decking
 Intra five pane windshield wiper / washer system, station control in pilothouse
 Windows Frameless bonded windows, tempered glass w/grey tint. Size thickness individual as required per classification
 Pacific Coast Marine port lights 316SS mounted to FRP integral hull recess
 Nautical Structures port and starboard transversely recessed gangplanks extend from watertight hull side pockets amidships. 160° swing forward and aft on dock
 Freeing ports located 1.5" above the main deck, sized as required by classification. Nuisance water drainage via grated scuppers set into deck drained, at boot top
Exterior Passage Doors: Side Deckhouse Port and Starboard Freeman camming weather tight dual axis, slider full glass w/sidelight
 Engine foundations are welded aluminum matrix's over frp hull stringers
 Engine room flooring panels of molded frp diamond tread pattern. Arranged for access and removal
 Bilges are smoothed and coated with isophalic gel coat. All bilges fitted with lighting for inspection
 Anchor locker is smoothed and coated with isophalic gel coat, color gray. Locker is self draining by frp integral pipe with clamshell venturi
 Sea chests are located in the engine room. Each chest is designed to have the necessary capacity to operate required functions associated with supplied systems. The top of each sea chest is 1.25" acrylic plate for inspection. Pressure air fittings for blowout of debris. Sea chest strainers are fabricated with 316 stainless steel screens.
 Exterior opening grates are of 316 stainless steel
Piping System Materials: Fresh water Aqua Pex certified Black Water ABS Sch 40 Grey Water ABS Sch 40 Chiller Mains insulated copper mainline and Aqua Pex end lines
 Fuel "Parker" 221 FR USCG rated fuel hose & stainless steel Sch 40 pipe Hydraulic hose high pressure lines "Parker" #772TC rated at 4000 PSI
 Emergency Fire stainless steel Sch 40 pipe Bilge Suction Emergency Line SS SCH. 40 pipe
 Bow thruster by American Bow Thruster, hydraulically driven from generators. Unit is rated @ 65 hp, with 16" diameter integral frp hull tube
 ZeroSpeed stabilizers by American Bow Thruster, model #440 Stabilizer units w/16sqft, with reverse lockout. Touch screen controls at pilothouse and flybridge
 Propellers 2 x five blade, manufactured by Michigan, CX 500 NIBRAL
 Shafts 4" diameter Aqualoy 22HS Shaft logs are one piece frp construction each equipped with dripless, water lubricated, shaft seals inboard and underwater cutlass bearings with cooling water pickup
 Struts are constructed of welded 316 stainless steel
 Foil shaped rudders are molded urethane with internal steel armatures, 11 sqft. Rudder stocks are 5" diameter Atlas XM19 (Aquamet 22HS equivalent.)
 Main engine exhaust, manufactured by Marine Exhaust Systems. The system is a muffled underwater exhaust configuration directed through the hull bottom with a transom bypass
 Northern Lights generator exhaust system with combination water lift muffler and water bypass shedder. Cool, dry exhaust outlet at transom
 Sacrificial zinc anodes located on shafts, hull bottom and transom
 Vessel electrical bonding with 1" X 1/8" tinned copper bar
 Aft Deckhouse Freeman weather tight curved salon aft door, slider full glass w/twin sidelights
 Door is electric operation, programmable, with inflating bladder seal
 Flying Bridge Freeman weather tight horizontal

sliding door with full glass Transom PacificCoast aluminum watertight dogged pantograph door Aft Deck to Crew PacificCoast aluminum weather tight door with dogs

Hatches: Foredeck – Freeman aluminum watertight flush hatch w/hidden hinge, teak covered Side deck – Freeman aluminum watertight flush hatch w/hidden hinge, teak covered Swim step – PacificCoast aluminum watertight flush hatch w/hidden hinge, teak covered Flybridge venturi fabricated of 0.75" thick clear acrylic Hardtop is molded composite fiberglass unit supported by fiberglass arch legs aft containing primary wire ways and polished 316 stainless steel tube legs forward. Faired and painted finish per vessel schedule Radar arch mast of welded aluminum with multilevel arrangement to accommodate navigation electronics. Faired and painted per vessel schedule Aft deck overhead of faired and painted panels per vessel schedule Port and starboard side deck bulwark boarding gates of frp fabrication with stainless steel latch hardware and butt hinges. Faired and painted per vessel schedule Hull guard rub rails of molded frp construction, glassed to hull Sheer and mid guard capped with 1.50" solid stainless steel half oval Lower guard capped with 2.00" solid stainless steel half oval

FILLS: Fuel: (2) Port and starboard, 2" diameter, recessed in deckhouse side Water: (1) 1.5" diameter deck New Oil: (1) 1.5" diameter Waste Oil: (1) 1.5" diameter for pump out Gasoline: (1) 1.5" diameter

VENTS: Fuel: (2) 2" diameter FW: (1) 1.5" diameter GW: (3) 1.5" diameter BW: (1) 1.5" diameter

Safety & Fire Protection

Life Rafts: 2 x 10man Zodiac **Life Rings:** 2 x 30" Life Rings **Life Jackets:** 19 x Adult USCG approved; 4 x Child USCG approved life jackets. Medical Kit: Zee model #166 Flares: 6 x USCG approved hand held flares / 6 x parachute flares Fire Extinguishers: 22 x 10lb fire extinguishers at locations throughout the yacht. **Horn:** Kahlenberg T2 model, low profile triple air horn. **Epirb:** ACR Sat 2 406 Mhz. w / hydrostatic release **Navigation Lights:** Lopolight LED Searchlight: ACR

Dockage/Anchorage

Fenders: 6 x "Megafend" 24" X 72" fenders **Docking Lines:** 5/8" Spectra with pendants **Boarding Gangways:** Nautical Structures integrally mounted port and starboard **Anchoring System:** 2 x Maxwell 6000 vertical capstan windlass (hydraulic) 2 x Davis HHP 450lb Anchors Stainless Steel in Port/Starboard fabricated 316 stainless steel anchor pockets Bollards are 316 stainless steel located at main deck (2) foredeck, (2) aft deck and (2) swim step Hawes rings are 316 stainless steel located at main deck (2) foredeck, (2) aft deck Hawes rings with horns are 316 stainless steel located at main deck (4) side decks **Stern Warping:** 2 X Maxwell 2000 vertical winches hydraulic

Remarks

The "FUGITIVE" is trying her best to avoid capture. She is not to be confused in the line up of production yachts. You won't have to look at the name before you board this vessel, as she isn't a cookie cutter yacht. She truly is a custom built motor yacht; distinct and sexy vessel. Northcoast Yachts is known for building rugged Pacific Northwest vessels refined to a very high standard build. Her 5 stateroom layout with on deck master, unique salon with raised ceilings, and reversed dinning arrangement all bring a bold distinction with dramatic settings. She boasts large panoramic views on main deck from master stateroom to main salon and dining areas. Beautiful Colombian rosewood satin finish throughout interior. Her 4 lower staterooms are all good size with large heads and oversized beautiful stainless steel port lights. She is run with an open check book policy. She has never been chartered and is an original owner boat. Her main engines are under full caterpillar factory warranty until 2022. If you're looking to go on the run and avoid being captured the "FUGITIVE" just may be the yacht for you! Please bring the most discriminating buyers for an inspection. She will not disappoint.

Disclaimer

The Company offers the details of this vessel in good faith but cannot guarantee or warrant the accuracy of this information nor warrant the condition of the vessel. A buyer should instruct his agents, or his surveyors, to investigate such details as the buyer desires validated. This vessel is offered subject to prior sale, price change, or withdrawal without notice.






Исключения




При продаже яхты исключаются личные вещи владельца.



Отказ от ответственности









Компания предоставляет описание судна или яхты добросовестно, но не может гарантировать точность этой информации, а также не ручается за техническое состояние. Покупатель должен проинструктировать своих агентов или оценщиков исследовать представленную информацию более подробно, по собственному желанию. Продажа судна или яхты, изменение цены или снятие с продажи будет происходить без предварительного уведомления.



ФОТОГРАФИИ















































































КОНТАКТЫ

Андрей Шестаков (Andrey Shestakov) – ведущий яхтенный брокер отдела продаж яхт и судов компании Shestakov Yacht Sales Inc. Официальный представитель Shestakov Yacht Sales Inc. для русскоговорящих клиентов в центральном офисе компании в Майами/Форт Лодердейл/Флорида/США.

Контактная информация

Email: **andrey@shestakovyachtsales.com**

Web: shestakovyachtsales.com

Телефоны

Краснодарский край: **+7(918)465-66-44**

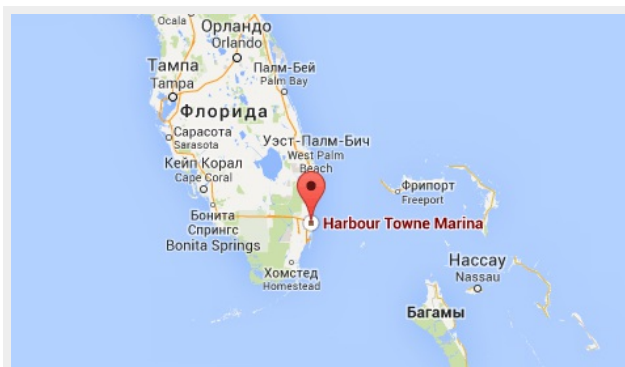
США, Майами, Флорида: **+1(954)274-4435**

Время работы

Понедельник – Суббота: **9:00 - 21:00** EDT

Воскресенье: **Закрыто**

Адрес



Harbour Towne Marina, 850 NE 3rd St, STE 213, Dania, FL 33004