

PAPAGEI II — HAMPTON YACHTS



Builder: [Hampton Yachts](#)

Year Built: 2004

Model: Motor Yacht

Price: PRICE ON APPLICATION

Location: United States

LOA: 68' 0" (20.73m)

Beam: 18' 2" (5.54m)

Min Draft: 4' 10" (1.47m)

Max Draft: 5' 3" (1.60m)

Cruise Speed: 20 Kts. (23 MPH)

Max Speed: 24 Kts. (28 MPH)

Our experienced yacht broker, Andrey Shestakov, will help you choose and buy a yacht that best suits your needs **Papagei II — Hampton Yachts** from **our catalogue**. Presently, at **Shestakov Yacht Sales Inc.**, we have a wide variety of yachts available on **our sale's list**. We also work in close contact with all the big **yacht manufacturers** from all over the world.

If you would like to buy a yacht **Papagei II — Hampton Yachts** or would like help answering any questions concerning purchasing, selling or chartering a yacht, please call **+1(954)274-4435**

TABLE OF CONTENTS

| | |
|---------------------------------------|----|
| TABLE OF CONTENTS | 2 |
| SPECIFICATIONS | 6 |
| Overview | 6 |
| Basic Information | 6 |
| Dimensions | 6 |
| Speed, Capacities and Weight | 7 |
| Accommodations | 7 |
| Hull and Deck Information | 7 |
| Engine Information | 7 |
| DETAILED INFORMATION | 8 |
| Walk-thru | 8 |
| Electronics and navigation | 9 |
| Engine Room | 9 |
| Galley appliances and features | 9 |
| Electrical Equipment | 10 |
| Mechanical Equipment | 10 |
| Deck Equipment | 10 |
| Brokers Comments | 10 |
| Exclusions | 11 |
| Disclaimer | 11 |
| PHOTOS | 12 |
| Swim Platform with Freedom Lift under | 12 |
| View from astern | 12 |
| Aft-deck | 12 |
| Aft-deck | 12 |
| Stairway to Heaven | 12 |
| Side-deck, port side | 12 |
| Side-deck, starboard side | 13 |

| | |
|---|----|
| Anchoring chock | 13 |
| Foredeck - cushions and table covered | 13 |
| Foredeck | 13 |
| Saloon view forward | 13 |
| Main Saloon | 13 |
| Saloon - port side | 13 |
| Saloon - starboard side | 13 |
| Saloon - view aft | 14 |
| Saloom - port side aft | 14 |
| Saloon wet bar and wine chiller | 14 |
| Saloon forward on centerline | 14 |
| Saloon fireplace and flatscreen TV | 14 |
| Galley up | 14 |
| Galley - view aft | 14 |
| Galley - view Fwd | 14 |
| Galley - corian countertops | 15 |
| Galley pass-thru to pilothouse dinette | 15 |
| Pilothouse Dinette | 15 |
| Pilothouse Dinette | 15 |
| Pilothouse Helm | 15 |
| Console | 15 |
| Stairway down to owner's/guest's staterooms | 15 |
| Pilothouse electronics and navigation | 15 |
| Foyer | 16 |
| View aft from foyer | 16 |
| Master's Stateroom | 16 |
| Master's Berth | 16 |
| M/S desk/vanity | 16 |
| Master's Head | 16 |

| | |
|--|----|
| Master's Shower | 16 |
| Guest's stateroom # 2 | 16 |
| Guest's/Day Head | 17 |
| VIP guest's stateroom | 17 |
| VIP guest's berth | 17 |
| VIP guest's head | 17 |
| Stairway from pilothouse to fly-bridge | 17 |
| Fly-bridge - view forward | 17 |
| Fly-bridge helm station | 17 |
| Helm console | 17 |
| Seating for helmsperson and companions | 18 |
| Helm seating | 18 |
| Fly-bridge - view aft | 18 |
| Fly-bridge dinette | 18 |
| Fly-bridge seating | 18 |
| Sun lounges | 18 |
| Captain's stateroom | 18 |
| Captain's W/C | 18 |
| Captain's shower | 19 |
| Washer & Dryer | 19 |
| Engine room - view forward | 19 |
| Engine Room - view aft | 19 |
| Caterpillar C-18 - port | 19 |
| Caterpillar C-18 - Strb | 19 |
| Engine room - standing headroom | 19 |
| Papagei II | 19 |
| T/T Papagei II | 20 |
| Sistership | 20 |
| H-680 Profile view | 20 |

| | |
|----------------------|----|
| H-680 Accommodations | 20 |
| H-680 Deck layouts | 20 |
| CONTACTS | 21 |
| Contact details | 21 |
| Telephones | 21 |
| Office hours | 21 |
| Address | 21 |

SPECIFICATIONS

Overview

Preliminary Listing

"Papagei II" is an extremely well-maintained example of the solidly constructed Hampton 680 pilothouse motor yacht. The 680 pilothouse motor yacht has earned its reputation as being one of the best performing and most seaworthy of yachts built by Hampton Shipyards todate. This model provides sleeping accommodations for six in 3 double staterooms with 3 heads plus 1 in a separate stateroom for a captain or crew aft with private head and shower. Additional popular features include upgraded Caterpillar C-18 (1,015 HP) main engines, 2 generators, bow & stern thrusters, well-equipped galley-up, pilothouse helm station, walk-in engine-room, walk around side-decks and a fireplace inside the salon of this beautifully fit and finished Makore' wood (African cherry) salon.

Basic Information

Category: Motor Yacht

Sub Category: Pilothouse

Model Year: 2005

Year Built: 2004

Country: United States

Registration #: FL2489PA

Coast Guard #: 1168824

Vessel Top: Hardtop

Fly Bridge: Yes

Dimensions

LOA: 68' 0" (20.73m)

LWL: 67' 0" (20.42m)

Beam: 18' 2" (5.54m)

Min Draft: 4' 10" (1.47m)

Max Draft: 5' 3" (1.60m)

Speed, Capacities and Weight

Cruise Speed: 20 Kts. (23 MPH)

Cruise Speed RPM: 1900 Kts.

Cruise Speed Range: 500

Max Speed: 24 Kts. (28 MPH)

Max Speed RPM: 2300 Kts.

Displacement: 85000 Pounds

Water Capacity: 400 Gallons

Holding Tank: 120 Gallons

Fuel Capacity: 1500 Gallons

Fuel Consumption: 2 Gallons

Accommodations

Total Cabins: 3

Total Berths: 6

Sleeps: 6

Total Heads: 4

Crew Cabin: 1

Crew Berths: 1

Crew Sleeps: 1

Crew Heads: 1

Hull and Deck Information

Hull Material: Fiberglass

Deck Material: Fiberglass

Hull Configuration: Semi Vee

Hull Color: white

Hull Finish: Fiberglass

Hull Designer: Jim Chen

Exterior Designer: Jim Chen

Engine Information

Engines: 2

Manufacturer: Caterpillar

Model: C-18

Engine Type: Inboard

Fuel Type: Diesel

DETAILED INFORMATION

Walk-thru

Starting aft and working forward. A fiberglass swim platform is molded into the hull all the way aft and stairs in both sides of the transom lead forward and up to the aft-deck from here. There is also a weather tight hatch/door in the transom that leads into the captain's quarters and to the engine-room. The teak soled aft-deck has a built-in settee with a large oblong varnished wood table pedestal mounted and two (2) occasional chairs seat six (6) persons comfortably. The aft-deck has a stairway which leads up to the fly-bridge/boat-deck and as well, has wide and safe side-decks which lead forward to the bow. One may enter the plushly carpeted Saloon from the aft-deck through sliding stainless steel/tempered glass doors. The whole of the yacht's interior was masterfully crafted using makore (African cherrywood) and burled wood inlays and accents. The interior is finished in high-gloss and the effect is classy and elegant throughout. A most comfortable "L" shaped leather settee/sofa with lots of storage lockers built in under is to port and has a hand-built coffee table of Makore' with burled wood inlays out in front. All the way forward in the salon is a fireplace (electric) with a large flat screen Sharp Aquos TV installed over. A wet-bar with wine cooler, and cabinets for glassware and bottle storage is across to the starboard side with 2 leather swiveling occasional chairs just aft. A concealed stairway all the way aft on the starboard side provides interior access to the captain's stateroom, engine-room and laundry facilities. Forward and up three (3) steps from the saloon, the fully equipped galley is to the port side. A stairway is across to the starboard side which leads up to the fly-bridge. Forward of the galley is a large dinette which easily accommodates 6-8 for dining and there is a wide "pass-thru from the galley to this dinette. The pilothouse and lower helm station are all the way forward, on the centerline and features an electrically controlled Pompanette power helm chair. Weather tight side doors on both port and starboard sides lead out to the side decks. A wide and gently sloping stairway leads forward and down from the pilothouse to a decorated foyer on the owner's and guest's accommodations deck. The owner's stateroom is aft on this level and features a king-size bed, head with dual sinks and a huge stall shower. This stateroom spans the full width of the hull's beam measurement and has great amounts of storage for clothing in three (3) cedar-lined large hanging lockers, a large chest of drawers and in large, deep drawers built in underneath the bed. Side-tables and lamps are built-in on either side of the mirrored headboard. There is also a desk/vanity with high backed chair in this stateroom. Forward of the master's stateroom and outboard of the companionway to portside is a guest's stateroom featuring over/under single bunk berths. This stateroom has a hanging locker, dual reading lamps, drawers for clothing storage, flat screen Sharp Aquos TV and a private entrance to the guest's/day head complete with stall shower. Forward of the shared guest's head is the VIP guest stateroom with double bed, reading lamps, flat-screen Sharp Aquos TV private en-suite head with shower and cedar-lined hanging lockers and plenty of drawers for clothing

storage. The captain's private stateroom is aft in the vessel and separated from the owner's/guest's staterooms. Features of the captain's stateroom are a good size single berth, TV, hanging locker and drawers for clothing storage. The 110V clothing washer and 220V dryer are also in this area as is access to the walk-in engine room. The fly-bridge may be accessed either via a gently sloping stairway leading up from the pilothouse or from the staircase up from the aft-deck. All the way forward on this deck and offset to port slightly is the upper helm station a Lebroc helmsmans seat with bench seating for three (3) companions is directly aft of the helm. An "L" shaped dinette that accommodates six (6) for dining follow aft of the helm and has a wet bar with refrigerator/ice maker built in across to the starboard side. Following aft are two (2) wide cushioned lounges with adjustable backrests and aftermost is the Novurania RIB Tender with davit hoist. The fly-bridge on the 680 pilothouse model is a large area and perfectly well-suited to sun worshipers. A great deck and area for relaxing and for those who like to entertain outside. A hard-top with full eisenglass enclosure with U-zip curtains encloses the fly-bridge from the lounges to just forward of the helm station. The foredeck features a cushioned sunning/lounging pad with drink holders and a cocktail table.

Electronics and navigation

2 - Furuno 48 Mi range open array radars 4 - Furuno NavNet systems/monitor (2 at each station) Displays radars, depth and GPS chart/plotter Furuno Navpilot (auto-pilot) at each helm station 2 - VHF radios (Icom) at both helm stations Furuno RD-30 knotmeter/depth sounder (1 at each station) Closed circuit camera monitoring system displays engine room and aft-deck to pilothouse helm station monitors KVH Sat TV w/ 5 receivers and KVH Sat phone Ritchie powerdamp magnetic compass', one at each helm.

Engine Room

Air-conditioned engine room High quality AC and DC lighting throughout, high quality dense lead/foam sound and thermal insulation Twin Disc marine gears 2.0:1.0, model # MG5135A Sea Fire automatic fire extinguishing system Dual Racor 1000FG fuel filters for each main engine Reverso engine oil changing system Dripless packing glands Underwater exhaust with low RPM bypass

Galley appliances and features

GE full-size side-by-side refrigerator/freezer with in-door water and ice dispenser. GE ceramic 4-burner cooktop GE Advantium oven Fisher and Paykell Dishwasher Corian sole and counter tops.

Electrical Equipment

12V/24VDC and 120V/240VAC systems Generator # 1 - Kohler 28KW60Hz with sound shield. Approx hours = 2,000. Generator # 2 - Kohler 13.5 KW/60Hz with sound shield. Approx hours = 3,000. ISO Boost isolation transformers - Charles Marine 2 - Cablemaster shore power cord reel retrieval and storage systems - Glendinning. 2 - 75', 50 Amp. cables. Shore power connections installed forward on starboard side for when bow to docking may be preferred or required. Xantrex 24VDC to 120VAC Inverter/charger 2 - Charles 50 Amp battery chargers 1 - 12VDC battery charger

Mechanical Equipment

Stabilizers - Wesmar Gyro Watermaker - Village Marine 900 GPD Thrusters (bow and stern) Sidepower 24 VDC electric, 15 HP Ea. Twin Disc marine gears 2.0:1.0, model # MG5135A 4-bladed Nibral propellers, 3" Aquamet 22 SS propeller shafts Air Conditioning - Marineair chilled water (2 compressors) and 11 air handlers and reverse cycle heat Hynautic power steering and Trim Tabs Hydraulic engine controls Electric oil changing system (main engines & generators) Third station backdown/docking station on aft-deck with engine and thruster controls. Freedom Lift - tender Redundant fresh water pumps

Deck Equipment

Davit - 1000 Lb. Quick Lift (QLRL 1000-180) with hydraulic lift and power rotation Tender - 12' Novurania, R.I.B. (PKD15372J405) - 2005, with 40 HP Yamaha 4-stroke outboard motor. Windlass - Maxwell 3500 Lifteraft Freedom Lift Kayaks (2) single person in racks on fly-bridge/boat-deck Shore power plug-ins installed forward on starboard side for bow-in docking Kahlenberg dual trumpet air-horns Marquipt "Tide-Ride" 6 step boarding ladder with hand rail. Full Strataglass enclosure with U-Zips under hardtop on fly-bridge. 90 Lb. S/S anchor with 275' of chain rode. Deck washdown systems fore and aft. Dockside pressure water connection. EZ-way S/S swim ladder. H & C freshwater shower for swim platform.

Brokers Comments

Hampton Yacht Shipyards are well known and highly regarded for the "over-built" construction of the company's motor yachts. The Hampton 680 hull design produces a smooth and very solid ride and, good range with the 1,500 gallons of fuel. The high standards of craftsmanship and fit and finish are evident throughout this Hampton Yacht and "Papagei II" is an excellent example of this shipyard's workmanship. The H-680 has many desirable features that make this model very attractive to the serious cruiser. First of all, the strength and quality of the hull is what a serious cruiser would

want in an offshore capable cruising yacht. The speeds attained by the dependable Caterpillar C-18's are impressive and the economy of operation is also. The relative shallow draft is advantageous and the low maintenance materials used in the yacht's exterior construction also go a long way towards keeping the fun and enjoyment in boating by reducing the amount of work required in upkeep. The layout is great and most accommodating with a terrific fly-bridge, galley-up, 3 staterooms, 3 heads plus a private and separated stateroom with a private head and shower for a captain or mate. Really a terrific yacht in great condition, offered at a realistic price and actually at a great value. A rare offering.

Exclusions


Owner's personal belongings.

Disclaimer

The Company offers the details of this vessel or yacht in good faith but cannot guarantee or warrant the accuracy of this information nor warrant the condition of the vessel. A buyer should instruct his representatives, agents, or his surveyors, to investigate such details as the buyer desires validated. This vessel or yacht is offered subject to prior sale, price change, or withdrawal without notice.

PHOTOS


View from astern



Swim Platform with Freedom Lift under




Aft-deck



Aft-deck



Stairway to Heaven



Side-deck, port side




Side-deck, starboard side




Anchoring chock




Foredeck



Foredeck - cushions and table covered




Saloon view forward




Main Saloon



Saloon - port side



Saloon - starboard side



Saloon - view aft



Saloom - port side aft



Saloon wet bar and wine chiller



Saloon forward on centerline



Saloon fireplace and flatscreen TV



Galley up



Galley - view aft



Galley - view Fwd



Galley - corian countertops



Galley pass-thru to pilothouse dinette



Pilothouse Dinette



Pilothouse Dinette




Pilothouse Helm




Console



Pilothouse electronics and navigation



Stairway down to owner's/guest's staterooms



Foyer



View aft from foyer



Master's Stateroom



Master's Berth



M/S desk/vanity



Master's Head



Master's Shower



Guest's stateroom # 2



Guest's/Day Head



VIP guest's stateroom



VIP guest's berth



VIP guest's head



Stairway from pilothouse to fly-bridge



Fly-bridge - view forward




Fly-bridge helm station



Helm console




Helm seating



Seating for helmsperson and companions




Fly-bridge - view aft



Fly-bridge dinette




Fly-bridge seating




Sun lounges



Captain's stateroom



Captain's W/C



Captain's shower



Washer & Dryer



Engine room - view forward



Engine Room - view aft



Caterpillar C-18 - port



Caterpillar C-18 - Strb



Engine room - standing headroom



Papagei II



T/T Papagei II



Sistership




H-680 Profile view



H-680 Accommodations



H-680 Deck layouts



CONTACTS

Andrey Shestakov, leading yacht broker of the sales department of Shestakov Yacht Sales Inc. Shestakov Yacht Sales Inc., the official representative of the Miami/Fort Lauderdale FL headquarters.

Contact details

Email: **andrey@shestakovyachtsales.com**

Web: shestakovyachtsales.com/en/

Telephones

USA: **+1(954)274-4435**

Office hours

Monday – Saturday: **9:00 - 21:00** EDT

Sunday: **closed**

Address



Harbour Towne Marina, 850 NE 3rd St, STE 213, Dania, FL 33004