

## BLUEBONNET — MARLOW



**Builder:** MARLOW

**Year Built:** 2004

**Model:** Motor Yacht

**Price:** PRICE ON APPLICATION

**Location:** United States

**LOA:** 70' 0" (21.34m)

**Beam:** 18' 4" (5.59m)

**Max Draft:** 4' 5" (1.35m)

**Cruise Speed:** 20 Kts. (23 MPH)

**Max Speed:** 24 Kts. (28 MPH)

Our experienced yacht broker, Andrey Shestakov, will help you choose and buy a yacht that best suits your needs **Bluebonnet — MARLOW** from **our catalogue**. Presently, at **Shestakov Yacht Sales Inc.**, we have a wide variety of yachts available on **our sale's list**. We also work in close contact with all the big **yacht manufacturers** from all over the world.

If you would like to buy a yacht **Bluebonnet — MARLOW** or would like help answering any questions concerning purchasing, selling or chartering a yacht, please call **+1(954)274-4435**

# TABLE OF CONTENTS

---

TABLE OF CONTENTS	2
SPECIFICATIONS	4
Overview	4
Basic Information	4
Dimensions	5
Speed, Capacities and Weight	5
Accommodations	5
Hull and Deck Information	5
Engine Information	5
DETAILED INFORMATION	6
Overview	6
Vessel Walkthrough	6
Salon and Dining Area	8
Galley	9
Pilothouse and Electronics	9
Master Stateroom	10
VIP Guest Stateroom	10
Twin Guest Stateroom	11
Laundry	11
Crew Area	11
Flybridge, Navigation, Electronics and Equipment	11
Flybridge and Deck	12
Electrical Equipment	13
Engine Room and Mechanical Equipment	13
Hull and Construction	14
Exclusions	15
Mechanical Disclaimer	15
Disclaimer	15

---

Exclusions	15
Disclaimer	16
PHOTOS	17
Fresh Bottom Paint Sept 2019	19
CONTACTS	20
Contact details	20
Telephones	20
Office hours	20
Address	20

---

# SPECIFICATIONS

---

## Overview

---

Bluebonnet has a Cherry Interior and was built to do the Great Loop. All her antennas, arrays and domes are on custom mounts that lower to a clearance of 18'4". She has been constantly upgraded and maintained to the highest standards and is standing tall for your inspection.

Bluebonnet is offered for sale by her second owner. He is a very experienced mariner who has updated and upgraded many of the systems and equipment aboard. Along with the great customization done by the original owner Bluebonnet is an exceptional example of a wonderful yacht.

In the Salon the hidden TV on its custom lift was re-positioned and is view-able from the recliner chairs as well as the settees. The optional Dining Room was enlarged for easier access to seat 6 in comfort and the entertainment center was modified.

In the Pilothouse the dining settee was enlarged and has access from both ends. The 3rd stateroom has two LOWER berths making cruising with 3 couples civilized. This change answers one of the major complaints about the Marlow 65C/70E series.

The Master Stateroom has a custom vanity and his and her heads with common shower between. This is a huge improvement without giving up the popular separate office and laundry area and hard to find on yachts under 100'.

The Crew Quarters and head were enlarged and improved with easier aft deck access and numerous other refinements and enhancements.

Bluebonnet is an opportunity to get a great yacht that really can "do it all".

---

## Basic Information

---

**Category:** Motor Yacht

**Model Year:** 2004

**Year Built:** 2004

**Country:** United States

**Fly Bridge:** Yes

**Cockpit:** Yes

---

## Dimensions

---

**LOA:** 70' 0" (21.34m)

**Beam:** 18' 4" (5.59m)

**Max Draft:** 4' 5" (1.35m)

**Clearance:** 18' 6" (5.64m)

---

## Speed, Capacities and Weight

---

**Cruise Speed:** 20 Kts. (23 MPH)

**Max Speed:** 24 Kts. (28 MPH)

**Displacement:** 85000 Pounds

**Water Capacity:** 400 Gallons

**Holding Tank:** 150 Gallons

**Fuel Capacity:** 1900 Gallons

---

## Accommodations

---

**Total Cabins:** 3

**Total Heads:** 3

---

## Hull and Deck Information

---

**Hull Material:** Fiberglass

**Hull Configuration:** Modified V-Hull

---

## Engine Information

---

**Engines:** 2

**Manufacturer:** Caterpillar

**Model:** 3406E

**Engine Type:** Inboard

**Fuel Type:** Diesel

---

# DETAILED INFORMATION

---

## Overview

---

The 70E Marlow Explorer Motor Yacht Bluebonnet combines a handsome pilothouse profile with state-of-the-art construction and a practical layout that is perfect for cruising in comfort and luxury. Bluebonnet represents one of the finest examples of this popular yacht currently available and has been professionally maintained by her original owner who now offers her for sale. She is well equipped for long range cruising and all services are up to date.

While capable of cruising at 17-18 knots Bluebonnet has been cruised the majority of her life at 9-10 knots therefore the total gallons of fuel burned by each engine is a fraction of the fuel burn at 17 knots. This should give Bluebonnet an effective engine hour equivalent of 800 to 900 hours of use or only 10% of the life of her 3406E CATS.

**Yard service completed late 2017 includes new Prop Speed and running gear antifouling, fluids and filters replaced, steering system serviced, Boot Stripe repainted, and air conditioning serviced. The Bow Thruster was serviced and the 24V/48V conversion box was replaced. Recent new teak decks installed on aft deck and swim platform.**

## Vessel Walkthrough

---

Beginning on the covered teak aft deck features include a built-in Storage locker aft and hand-held remote Side-Power bow thruster and Morse engine controls. A molded FRP stairway with teak treads forward to port leads up to the boat deck and flybridge. Port and starboard aft are boarding doors with three steps on each side leading down to the large swim platform. Forward to starboard is the custom entrance to the Crew Quarters and Engine Room via a counter height molded FRP cabinet with side door and gas assisted lift-top.

Double centerline doors open to the spacious salon. The combination of satin finished Cherry interior joinery, cherry and granite counter tops, Ultra leather furniture and varnished teak and holly sole create an inviting warm ambiance. To starboard a large Hi-Lo table fronts the U-Shaped custom tufted Ultra leather Settee with corner end cabinets. The storage below the end cabinets is accessed through cherry tambour doors. The storage below the settee is accessed by lifting the seat itself which has gas assists for ease and to keep it up during access. On the port side there are 2 Lazy Boy wall hugger recliner chairs. All the way forward on the port side is the granite topped buffet with built-in below counter bar sink, wine cooler and ice maker.

Forward to starboard is the Dining Room area with Cherry table and 6 matching chairs

with Ultra leather seating surfaces. This area also features a large buffet cabinet forward with above counter port and starboard storage behind louvered doors and a center display area with glass shelves behind Cherry framed glass doors. Below counter height are 7 drawers for storing linen, flatware and whatever else you desire. The dining area is separated from the salon by a custom counter height cabinet which houses the new Sanyo 43" flat screen TV which rises on a custom lift for easy viewing from the settee or the chairs. By doing this the salon is much roomier since the port side is not taken up by the usual protruding over-sized TV and entertainment center you find on most Marlows. This allows a more social and conversational arrangement in the salon when not watching TV.

Three steps up from the salon leads to the galley and pilothouse. The starboard side open gourmet galley is truly a chef's delight with granite counters, abundant storage, under counter Sub-Zero refrigeration and freezers plus top of the line appliances including a large GE Microwave/Convection oven behind louvered doors below the 4-burner smooth cook top. The Fischer Paykel drawer style Dishwasher is under counter to the left of the Franke double sink with Grohe fixture and separate drinking water fixture. There is an additional microwave/convection oven in the aft over counter cabinets. Additional storage drawers accessed from just inside the starboard pilothouse door. The port side entry door and floating teak stairway to the flybridge is directly across from the galley. The helm and settee were custom designed and built. It features to port and elevated one step an over-sized built-in angled U-Settee and slide out teak table with fold-down leaf. To starboard the offset lower helm station with Ultra leather Stidd helm chair offers excellent sight lines and comfort for running in inclement weather. By moving the helm slightly to starboard the settee was enlarged and has access from both ends solving one of the most criticized issues of the Marlow helm area. All navigation electronics and instruments are within easy sight and reach of the helmsman. The starboard side entry door is directly next to the helm.

A curved stairwell on the forward, starboard side of the pilothouse leads down to the stateroom deck and features a recessed handrail. To port is another custom feature, the guest stateroom with two lower berths and nightstand between rather than the typical upper/lower berth arrangement found in most all Marlows of this size. This answers another major complaint about the Marlow 65C/70E series. A cedar lined hanging locker is opposite the entry door and storage drawers are under the berths. An en-suite bath, Corian counter, under-mount sink, Grohe Nickle and Gold fixtures and Vacuflush head is just forward. It features louvered cabinet doors finished in the Herreshoff style adding a bit of maritime elegance.

The forward VIP stateroom features a King centerline berth and excellent storage. There are two cedar lined hanging lockers, port and starboard as well as under berth storage drawers and overhead storage lockers. Two overhead Manship hatches with screens provide natural light and ventilation. The en-suite bath with teak framed Plexiglas stall shower is accessed from the stateroom or companionway allowing it to be used as a day head. It features a Vacuflush head, Corian counters with under-mount

sink, an opening port with screen and Grohe Nickle and Gold fixtures. The louvered cabinet doors are finished in the Herreshoff style again adding a bit of panache.

The Master stateroom is at the aft end of the companionway down one step and below the pilothouse, the quietest and smoothest riding spot in the boat. It features a king berth with drawers below and storage in various cabinets and cedar lined hanging lockers. There is also hidden storage and a safe underneath the berth easily accessed by lifting the gas assisted mattress platform. The custom Lift-top Vanity with make-up compartment storage and mirror beneath the top sits opposite the berth between the doors leading to the custom his and her heads with shower between, all features not found on other Marlow Explorer 65C/70E series yachts. The laundry and ample office area with custom level sole are down two steps and aft with additional storage.

As mentioned previously the Crew Quarters and Engine Room are accessed from the aft deck. Port and starboard berths flank the center door to the full standing height head with shower. There is storage outboard behind louvered doors. The engine room is accessed forward through a watertight door with viewing port. The engine room provides full stand up head room and excellent access to all systems and machinery and features a Sea-Chest for all incoming raw water keeping thru-hull openings to a minimum.

The Flybridge and Boat Deck are accessed either from the aft deck or the pilothouse. Forward, centerline is the helm station with twin Stidd chairs offering excellent visibility and access to the full electronics array. The entire flybridge area is protected from the elements by an FRP hardtop. The radar and steaming/anchor light are on a hinged platform that pivots down, and the Sat Domes are mounted the same way to allow all antennas etc. to lower below the 18'4" height of the hardtop. This design was created to allow the yacht to cruise the Great Loop without having to remove the hardtop and the conversion can be accomplished in less than 30 minutes. Aft of the helm is a large semi-circle settee with twin fiberglass tables on pedestals. There is a break in the center of the settee for access to the Boat Deck and entertainment area. On the port side is a fiberglass cabinet housing a very handy refrigerator. On the starboard side is the cabinet with electric grill and wet bar plus storage beneath. The tender is mounted athwart ship all the way aft on the boat deck. The fully hydraulic davit is stepped to starboard and stows starboard to port just forward of the tender. The boat deck perimeter port and starboard is protected by an over-sized custom oval stainless steel safety rail. All the stainless safety rails on the boat are the same over-sized custom oval shape.

---

## Salon and Dining Area

---

- Ultraleather Settee with Custom Tufted stitching to prevent sag and stretching
- (2) Upholstered Lazy Boy Wall Hugger Recliners
- Hi-Lo Coffee table



- Cherry Dining Table with 7 matching chairs
- China Cabinet forward
- Entertainment Buffet with wine cooler, Refrigerator, Sink and Liquor and glass storage
- Sanyo 43" Flat Screen TV with DIRECTV receiver new 2018
- Bose Lifestyle stereo system with 5 speakers, subwoofer
- (2) decorative table lamps
- (6) brass wall lights
- Overhead and foot accent lighting
- Teak and holly sole
- Overhead Sea Rail
- All lighting converted to LED 2017/2018

---

## Galley

- (2) Sub Zero 700 series refrigerator drawers
- (2) Sub Zero 700 series freezer drawers
- Dacor 4 burner electric smooth ceramic cooktop with Fiddle Rails
- GE large microwave/convection oven new 2017
- Sharp Carousel convection microwave oven over counter
- Fisher and Paykel Dish Drawer dishwasher
- Franke stainless steel under-mount sink with 2 cutting board covers
- Grohe pull-out sprayer water faucet
- Dedicated drinking water faucet
- Filtered drinking water faucet
- Granite countertops
- Teak louver door storage cabinets and drawers
- Outside vented Exhaust fan
- Storage locker in countertop and Cracker/bread keeper
- Teak and holly sole

---

## Pilothouse and Electronics

- (1) Stidd Ultraleather helm chair
- Custom Port side dinette with pull out teak table and fold down leaf
- Port and starboard articulating water tight doors
- Stainless steel and teak floating stairway to flybridge
- (2) overhead hatches with screens
- Teak mini blinds
- Teak and holly sole
- Chart drawer
- Teak and Ebony Helm wheel

- AC and DC electrical panels
- Stereo system with CD player

### **Pilothouse Electronics and Equipment:**

- Furuno GPS
- Garmin 4212 GPS Chart Plotter and Radar System
- Raymarine depth indicator
- Raymarine wind speed/angle display
- Custom Hydraulic Lift Console for WSI, Depth, Speed and additional displays
- Simrad AP25 autopilot
- Raymarine VHF transceiver/hailer
- Overhead Inverter Master Control and Separate Battery Monitor system
- Naiad Multisea II stabilizer controls
- Satellite TV system
- Overhead 12V Breaker panel for Nav Electronics and Master Panel for all Bilge and Sump pumps
- Overhead Ships Monitoring System
- Side-Power bow thruster control
- (2) Caterpillar MPD displays
- Morse electronic engine controls
- Ritchie Powerdamp Plus 6" compass
- Trim tab controls
- Tank tender system

## **Master Stateroom**

---

- King size berth and custom Vanity with stool
- Built-in night stands with (2) drawers each
- Port and starboard reading lights
- His and hers baths with shared walk-in shower and Opening Ports with screens
- Panasonic flat screen with DIRECTV receiver
- Cherry Veneers with Solid Cherry Accents and Teak and Holly sole (throughout entire yacht)
- Sunken office with custom level sole in lieu of multilevel Custom Hanging file drawer in Office
- Asko washer and Dryer
- Two Full Length Hanging lockers

## **VIP Guest Stateroom**

---

- Queen size island berth
- Built-in night stand counters port and starboard

- (2) brass reading lights
- Under berth storage drawers
- Overhead storage lockers with louver doors
- (2) Cedar lined hanging lockers
- (2) Overhead hatches with screens
- En-Suite bath with stall shower, vanity, Corian counters and Opening Port Lights with screens
- Panasonic Flat screen TV with DVD
- Teak and Holly sole

---

## **Twin Guest Stateroom**

---

- Custom Lower twin berths
- Cedar lined hanging locker
- (2) port lights with curtains and screens
- Built-In custom Book Case and shelves
- Flat Screen TV
- En-suite bath with shower, vanity, Corian counters
- Cherry Veneers and Solids with Teak and Holly sole

---

## **Laundry**

---

- Asko full size washer and dryer
- Drawers for laundry supply storage

---

## **Crew Area**

---

- (1) Single Crew berth and (1) Double Captains berth
- Panasonic LCD TV/DVD combo with DIRECTV receiver
- Hanging locker
- (3) storage lockers
- Full Stand-up head with hand-held shower, Sink, mirror

---

## **Flybridge, Navigation, Electronics and Equipment**

---

- Garmin 4212 GPS Chart Plotter and Radar
- Raymarine WSI
- Raymarine depth indicator
- Raymarine Multi Display
- Icom VHF transceiver/hailer (new 2018)

- Fusion MS-RA70 Radio with Bluetooth (new 2018)
- Simrad autopilot control head
- Side Power bow thruster control
- (2) Caterpillar MPD displays
- Naiad Multisea II stabilizer control
- Morse electronic engine controls

## Flybridge and Deck

---

- (2) Stidd Ultra leather helm and companion chairs with foot rests
- Stainless steel 4 spoke wheel
- FRP hardtop with powder coated forward V supports
- Tinted Venturi windshield, stainless steel frame
- Custom U settee with Navy Piping on cushions
- Twin FRP 3 sided tables on stainless steel pedestal
- Gaggenau large electric barbecue grill
- Stainless steel sink
- U-Line refrigerator with ice maker
- Aritex 800A, 220V hydraulic davit with rotation
- Courtesy Lighting in Hardtop
- All antennas, arrays and domes lower for easy Great Loop Conversion to 18'2" Air Draft
- Welded 316 Oval oversized stainless-steel boat deck Guard rails and Hand rails
- Stainless steel hinged radar mount with integrated anchor light
- KVH Tracvision satellite TV domes mounted on hinged stainless-steel brackets
- Custom dockline storage locker over sliding hatch to aft deck

### Deck Equipment:

- Bow pulpit with dual anchor chutes and chain stoppers
- Stainless steel CQR style anchor with 300' high tensile chain
- Stainless steel Danforth style anchor with 300' high tensile chain
- Lofrans Titan 24V horizontal windlass with Upright Capstan
- Fresh and raw water anchor wash downs
- 316 Over-sized Oval stainless-steel Safety rails
- Teak cap rails
- Portuguese bridge with optional integrated forward port and starboard seating with cushions
- Portuguese bridge deck storage lockers
- Laid teak decks
- Full walk-around side decks with bulwarks
- Oval shape 316 stainless steel inboard side deck hand rails
- Frameless windows

- Textaline windshield covers
- (3) windshield wipers with washers
- Port and starboard aft boarding doors
- International navigation lights
- Kahlenberg dual trumpet air horns
- Port and starboard transom boarding doors
- Molded FRP transom storage
- Molded FRP Stairs with teak treads from Aft Deck to Flybridge and Storage cabinet underneath
- Integrated swim platform with replaced teak deck
- Stainless steel swim ladder in under platform locker
- 316 stainless steel rub rail
- 316 stainless steel hawse pipes
- Hidden fueling ports with anti-spill catch basins
- (4) Glendinning Cablemaster shore power cord systems (2 forward and 2 aft)

---

## Electrical Equipment

---

- 20 kW Northern Lights generator with sound shield
- 12 kW Northern Lights generator with sound shield
- 110V/220V AC electrical system
- 12V/24V DC electrical system
- (4) Lifeline 8D AGM batteries, service bank
- (2) Lifeline AGM batteries, thruster
- (2) Lifeline 8D AGM batteries, generators
- (2) Lifeline 8D AGM batteries, main engines
- 12V battery charger
- 24V battery charger
- Xantrex 4kW inverter/120-amp battery charger
- (6) battery cut-off switches
- (2) battery parallel switches
- (4) 50-amp shore power inlets on Glendinning cablemasters, (2) forward, (2) aft
- Central bonding system
- Galvanic isolators

---

## Engine Room and Mechanical Equipment

---

- Twin Caterpillar 3406E diesel engines
- ZF 350A reduction gears with 2.077:1 ratio
- Naiad stabilizers with Multisea II controls
- Side Power 20 hp Dual Prop 24V/48V Bow Thruster with New Conversion box 10/16

- Morse electronic engine controls
- Marine Air Chilled water reverse cycle air conditioning, 2 staged chillers, 96,000 BTU total
- Matrix 800 gpd water maker with Auto Flush (with new membranes)
- (2) duplex Racor 1000 fuel filters with vacuum gauges for each engine
- Racor 500 fuel filters w/vacuum gauges for each generator
- Walker Air Sep crankcase ventilation system serviced Sept. 2016 and Air Filters replaced
- Dripless shaft seals
- Dripless rudder shaft seals
- Aquadrive couplings and soft engine mounts
- 3" Aquamet 22 stainless steel propeller shafts
- (2) 5 blade Nibral propellers (New Prop Speed 10/2016)
- Polished stainless-steel engine beds
- Fixed engine room fire suppression system
- Oil change system for engines, transmissions, generators with oil storage tank
- Trim Tabs
- Seastar hydraulic steering system serviced October 2016
- Sealand Vacuflush sanitation system
- Macerator pump
- Sea Chest centralized raw water intake system
- (4) 24V automatic bilge pumps
- Emergency manual bilge pump
- High water bilge alarm
- AC fresh water pump
- Headhunter 110V DC and 24V DC fresh water pump
- PJR drinking water pump
- (2) sump pumps
- 100-gallon stainless steel dedicated drinking water tank
- 400-gallon stainless steel fresh water tank
- 30-gallon stainless steel electric water heater
- NuTone central vacuum system
- Engine room lead/foam sound insulation
- 220V high volume engine room blowers
- 24V bilge blowers
- Proprietary baffled air inlet system
- Watertight engine room door with inspection port
- Varnished teak bilge grating
- AC and DC engine room lighting
- CCTV camera

---

## Hull and Construction

---

Flag Blue Hull.

Marlow Yachts use the most modern materials and construction techniques including stacked resin infusion, DuPont Kevlar, Vinyl Ester and epoxy resins with high density core materials, and engineered fabrics resulting in a hull, deck and superstructure with more strength and less weight than possible with conventional methods.

Marlows composite construction techniques utilizing a Core-Cell foam core and only 3 major molds make for a lighter, stronger, quieter boat with less seams for potential leaks. While the foundation is a modified V form, Marlow utilizes proprietary "Velocijet Strut Keel" technology. This system uses twin strut keels that surround the propeller shafts in hydrodynamic fairings resulting in improved efficiency, tracking and stability, especially in following seas. They also offer running gear protection, while modest propeller pockets keep draft to just 4 feet, 5 inches.

Fresh Bottom Job September 2019

---

## Exclusions

---

- Seller's Tools and Personal Items

---

## Mechanical Disclaimer

---

\*Engine hours are as of the date of the original listing and are a representation of what the listing broker is told by the owner and/or actual reading of the engine hour meters. The broker cannot guarantee the true hours. It is the responsibility of the purchaser and/or his agent to verify engine hours, warranties implied or otherwise and major overhauls as well as all other representations noted on the listing brochure.

---

## Disclaimer

---

The Company offers the details of this vessel in good faith but cannot guarantee or warrant the accuracy of this information nor warrant the condition of the vessel. A buyer should instruct his agents, or his surveyors, to investigate such details as the buyer desires validated. This vessel is offered subject to prior sale, price change, or withdrawal without notice.

---

## Exclusions

---

Owner's personal belongings.

## Disclaimer

---





The Company offers the details of this vessel or yacht in good faith but cannot guarantee or warrant the accuracy of this information nor warrant the condition of the vessel. A buyer should instruct his representatives, agents, or his surveyors, to investigate such details as the buyer desires validated. This vessel or yacht is offered subject to prior sale, price change, or withdrawal without notice.



---

# PHOTOS



---







**Fresh Bottom Paint Sept 2019**



# CONTACTS

---

Andrey Shestakov, leading yacht broker of the sales department of Shestakov Yacht Sales Inc. Shestakov Yacht Sales Inc., the official representative of the Miami/Fort Lauderdale FL headquarters.

## Contact details

---

Email: **andrey@shestakovyachtsales.com**

Web: [shestakovyachtsales.com/en/](https://shestakovyachtsales.com/en/)

## Telephones

---

USA: **+1(954)274-4435**

## Office hours

---

Monday – Saturday: **9:00 - 21:00** EDT

Sunday: **closed**

## Address

---



Harbour Towne Marina, 850 NE 3rd St, STE 213, Dania, FL 33004