

## GONE — SYMBOL



**Builder:** SYMBOL

**Year Built:** 2010

**Model:** Trawler

**Price:** PRICE ON APPLICATION

**Location:** United States

**LOA:** 56' 0" (17.07m)

**Beam:** 16' 4" (4.98m)

**Min Draft:** 4' 6" (1.37m)

**Max Draft:** 4' 6" (1.37m)

Our experienced yacht broker, Andrey Shestakov, will help you choose and buy a yacht that best suits your needs **GONE — SYMBOL** from **our catalogue**. Presently, at **Shestakov Yacht Sales Inc.**, we have a wide variety of yachts available on **our sale's list**. We also work in close contact with all the big **yacht manufacturers** from all over the world.

If you would like to buy a yacht **GONE — SYMBOL** or would like help answering any questions concerning purchasing, selling or chartering a yacht, please call **+1(954)274-4435**

---

# TABLE OF CONTENTS

---

TABLE OF CONTENTS	2
SPECIFICATIONS	5
Overview	5
Basic Information	7
Dimensions	7
Speed, Capacities and Weight	7
Accommodations	8
Hull and Deck Information	8
Engine Information	8
DETAILED INFORMATION	9
Vessel Walkthrough	9
Salon	9
Galley	9
Master Stateroom	10
Master Stateroom Ensuite Head & Shower	10
Guest Stateroom Forward	10
Guest Head & Shower	10
Guest Stateroom Aft	11
Pilothouse	11
Flybridge	12
Cockpit	12
Deck	13
Hull	13
ELECTRICAL SYSTEM	14
Engine Room & Mechanical	14
Disclaimer	15
Exclusions	16
Disclaimer	16

PHOTOS	17
Salon & Galley	17
3 Pilot House	17
5 Cockpit	17
Flybridge	17
Covered Side Decks	17
Master Stateroom	17
Portuguese Bridge	17
Spotless Engine Room	17
9 Port Engine	18
Starboard Engine	18
11 Exhaust System	18
Port Shaft	18
Starboard Shaft	18
Fuel Management	18
5 Way Oil Change System	18
Wesmar Hydraulic Stabilizers	18
High Capacity AC Raw Water Pumps	19
16KW Northern Lights	19
16KW Northern Lights	19
Lazarette Steering System	19
Lazarette Steering System	19
56 Symbol YF Layout	19
56 Symbol YF Lines	19
CONTACTS	22
Contact details	22
Telephones	22
Office hours	22
Address	22



---

# SPECIFICATIONS

---

## Overview

---

**Preliminary Listing - More Pictures & Info Pending**

**“Gone” is Truly Unique & in Superb Condition!**

**Designed by renowned naval architect Jack Sarin**

**Compare “Gone” to Marlow, Fleming, GB, Offshore, Etc**

**Rock-solid Construction- Excellent Design**

**3 Staterooms 2 Heads**

**Raised Pilot House Expedition Yacht Fisherman**

**Cruises Like a Trawler - Runs Like a Motor Yacht**

**Fishes Like a Sportfish**

**You will not find a better maintained yacht!**

**Stabilizers Serviced & New PSS PRO Shaft Seals- Feb 2019**

**Running Gear *PROPSPEED* & New Bottom Paint- Feb 2019**

**Cummins 1,000 Hr Service complete @ 581Hrs- June 2017**

**New Turbos- June 2017**

**All Service Up to Date - Exceptionally Well Maintained**

**Engine Room Spotless!**

**For the Loop - Under 19' Bridge Clearance w/o Mast Light**

**“Gone” is easily handled by 1 or 2 people with the wireless Yacht Controller bow & stern thrusters, full walk-around side decks, port & starboard side gates, and transom door to swim platform.**

After looking at all the motor yachts, yacht fisherman, expedition yachts, & trawlers available; for the best quality, design, & value; the owner of “Gone” chose this Jack

Sarin design, custom built by Symbol Yachts. We invite you to make the same comparison. Look at Grand Banks, Marlow, Fleming, Offshore, and the others and you will find that the "Gone" provides the quality construction sensible design, excellent value, and solid performance that you are looking for to cruise safely and comfortably with your family and friends!

Under 19' Bridge Clearance with Mast Light Removed

Raised Pilot House w/Portuguese Bridge

Handheld Remote Yacht Controller

Bow and Stern Thrusters

Full Walk-around w/Port & Starboard Side Gates

FLIR Night Vision

Wesmar Stabilizers

4 Onboard Video Cameras

Three Stateroom Two Head Layout

Full Beam Amidships Master

Fully Equipped Galley w/Corian Counter Tops

Satin Finish Cherry Wood interior

Teak & Holly Sole

Tracvision M-5 SAT TV

1,000 Lb Davit and 12' Caribe Tender w/30HP Nissan

Raised Pilot House w/ Pompanette Signature Series Platinum Helm Chair

Fly Bridge Helm w/ Pompanette "SS Tournament Series" Helm Seats

Twin Cummins QSM-11 715HP (752 Hrs)

16 KW Northern Lights Genset w/Sound Shield & Silencer (1230 Hrs)

Extended Cockpit w/ 50 Gallon Transom Live Well

(2) Fish Boxes w/Macerator Drains

Rod Holders

And Much More!

“Gone” is a Trawler/Expedition/Motor Yacht Designed by renowned naval architect Jack Sarin. Her custom design includes an extended cockpit and slightly shorter flybridge overhang and fishing equipment for cruising people who love to fish. She has excellent range at displacement speeds yet can cruise comfortably at 17 knots or more. She is in Bristol condition and extremely well equipped as a long-range family cruising yacht and a yacht fisherman.

The large cockpit is ideal for fishing, diving, and boarding from the tender or a floating dock. This spacious yacht has room to accommodate large parties for cruising or entertaining! Remove the mast light and she will clear a 19’ bridge for the Great Loop.

### **Preliminary Listing - More Pictures & Info Pending**

## **Basic Information**

---

**Category:** Trawler

**Sub Category:** Raised Pilothouse

**Model Year:** 2010

**Year Built:** 2010

**Country:** United States

**Vessel Top:** Raised Pilothouse

**Fly Bridge:** Yes

## **Dimensions**

---

**LOA:** 56' 0" (17.07m)

**Beam:** 16' 4" (4.98m)

**Min Draft:** 4' 6" (1.37m)

**Max Draft:** 4' 6" (1.37m)

**MFG Length:** 56' 0" (17.07m)

## **Speed, Capacities and Weight**

---

**Water Capacity:** 52.8344104 Gallons **Fuel Capacity:** 184.9204364 Gallons

---

## Accommodations

---

**Total Cabins:** 3

**Sleeps:** 9

**Total Heads:** 2

---

## Hull and Deck Information

---

**Hull Material:** Fiberglass

**Hull Configuration:** Modified Deep Vee

**Hull Color:** White

---

## Engine Information

---

**Engines:** 2

**Manufacturer:** Cummins

**Model:** QSM-11

**Engine Type:** Inboard

**Fuel Type:** Diesel



---

# DETAILED INFORMATION

---

## Vessel Walkthrough

---

The 56 Symbol 2010 “Gone” was custom built by Symbol Yachts for and continues to be meticulously maintained by her very knowledgeable, original owner.

“Gone” is easily boarded from the swim platform and transom door or port and starboard side gates. Docking maneuvers are efficiently managed by an individual or a couple with the wireless Yacht Controller. The large cockpit is ideal for cruising or entertaining and equipped for fishing. Wide covered side decks and Portuguese bridge provide safety and ease for docking and moving about the boat. The expansive flybridge is accessible from the cockpit as well as by internal stairs from the pilot house.

Enter the salon and galley on one level from the cockpit. Move forward and up to the raised pilot house which has port & starboard Diamond Sea Glaze sliding doors to the deck and Portuguese bridge. Internal stairs from the pilot house lead to the large fly bridge with (2) Pompanette helm chairs and an L-shaped settee with a table, a davit, dinghy, & ladder to cockpit.

Moving forward from the pilot house, a curved stairway leads down the amidships full beam master with ensuite head and separate shower; forward stateroom with 4 berths and V-berth filler, 3<sup>rd</sup> cabin with upper and lower berths; and guest head with separate shower. The stacked washer & dryer are located in the companionway at the bottom of the pilot house stairs.

---

## Salon

---

- Satin interior Cherry Wood finish
- L-shaped settee w/cushions and storage underneath
- 37" flat panel TV w/stereo and cabinets built-in
- Tracvision M-5 SAT TV
- Carpeted rod storage under settee
- BOSE Home Theater System
- Side and rear windows are Tinted Safety Glass
- Sliding main entrance door w/stainless steel frame
- Satin Cherry cabinetry

---

## Galley

---

- Cherry Cabinetry and teak and holly sole w/satin finish
- Corian countertop w/double stainless steel sinks

- Sub-Zero 700 Series upright refrigerator w/freezer and ice drawers
- Kenyon b40509-3b 3 -burner cooktop w/exhaust fan
- Bosch microwave/convection oven
- Fischer and Paykel ds603hss dishwasher
- GE wsm2420ww stacked washer and dryer in forward hallway closet

---

## Master Stateroom

---

The full beam master stateroom is expansive and very comfortable. Storage space abounds with ample drawer storage and cedar lined hanging lockers.

- Center line queen berth
- Dressing vanity area
- Stateroom carpeting
- Lighting system
- Sharp flat panel TV with SAT TV
- Ensuite head and separate shower

---

## Master Stateroom Ensuite Head & Shower

---

- Raritan Atlantes "Freedom" Series electric marine toilets, freshwater flush
- Grohe faucets and shower fittings
- Separate shower w/teak grate flooring
- Electric Exhaust Fan
- Corian Countertop w/Sink
- Vanity, Mirror and Cabinetry w/Storage
- Raritan Electroscan Systems w/salt feed injection

---

## Guest Stateroom Forward

---

The forward stateroom features an oversized V-berth with upper and lower berths that comfortably sleeps 4. The lower berth has a filler cushion to make an oversized lower berth. This stateroom shares a head with the second guest room that is aft.

---

## Guest Head & Shower

---

- Raritan Atlantes "Freedom" Series electric marine toilets, freshwater flush
- Grohe faucets and shower fittings
- Separate shower w/teak grate flooring
- Electric Exhaust Fan

- Corian Countertop w/Sink
- Vanity, Mirror and Cabinetry w/Storage
- Raritan Electroscan Systems w/salt feed injection

---

## Guest Stateroom Aft

---

This stateroom is located aft of the forward stateroom and features an over/under berth arrangement.

---

## Pilothouse

---

For safety & security, “Gone” is equipped with Yacht Sentinel Alarm with cellular notification of power loss, motion, low voltage, high water, and gps location

- Port & starboard Diamond Sea Glaze sliding PH doors
- L-shaped settee with cushions and storage underneath
- Pompanette signature series Platinum helm chair
- Hi-Lo dining table w/cushion for conversion to sleeper
- Main electrical panel
- Stairwell to below deck carpeted and features a cherry handrail
- Red light fixtures in Pilothouse
  
- Pilothouse Electronics:
  - Yacht Controller hand held remote
  - Lower helm station controls
  - Bow & stern thruster controls
  - Wood rimmed wheel
  - Teleflex Dual Station Power Steering System
  - (2) RayMarine E120 monitors
  - Radar (high definition)
  - HD Fish finder
  - Chart plotter
  - Video-in for 4 onboard cameras
  - Engine and Bilge Warning Lights, Dual Station
  - FLIR night vision
  - Simrad AP 28 auto pilot
  - ACR spotlight control
  - Furuno RD 30
  - Icom IC-M504 VHF radio
  - Stabilizer controls
  - 24v Electric Air horn

- Xantrex converter panel
- Rudder angle indicator

## Flybridge

---

- Pompanette "SS Tournament Series" Helm Seats
- Radar Arch w/mast light and stainless steel hinge
- 316 Stainless steel stanchion rail, port and starboard
- Port and starboard built-in settees with cushions
- Spacious boat deck with davit and dinghy storage
- UMT hydraulic davit 1000 lb. capacity
- Caribe 12' RIB w/30hp Nissan engine and cover
- Stainless steel ladder to cockpit with hinged hatch
- 2 par 45900-0001 24v spreader flood light on bridge
  
- Fly Bridge Helm & Electronics:
  - Yacht Controller hand held remote
  - Upper helm station w/controls, gauges, engine & bilge alarms
  - Bow & stern thruster controls
  - Compass
  - Stainless steel steering wheel
  - Teleflex Dual Station Power Steering System
  - (2) RayMarine E120 monitors
  - Radar (high definition)
  - HD Fish finder
  - Chart plotter
  - Engine and Bilge Warning Lights, Dual Station
  - Video-in for 4 onboard cameras
  - FLIR night vision
  - Simrad AP 28 auto pilot
  - ACR spotlight control
  - Furuno RD 30
  - Icom IC-M504 VHF radio
  - Stabilizer controls
  - 24v Electric Air horn
  - Xantrex converter panel
  - Rudder angle indicator

## Cockpit

---

The custom design of "Gone" includes an extended cockpit with transom bait well and

slightly shortened flybridge overhang.

- Swim Platform w/Slide-Out Swim Ladder and Transom Gate
- Stainless Steel Grab Rails at Port and Starboard Transom Corners
- Stainless Steel Cleats on Swim Platform
- 2 Hinged Fish boxes with gas lift shocks
- 50 Gal Bait Tank with Circulation Pump
- Rod Holders
- Tackle Station w/Drawers
- LED Fixtures under Cockpit Coaming Bolsters
- U-line Ice Machine
- Storage Lockers
- Recessed Transom Shower
- Shore Water and Shore Power Cabinet
- Engine Room Access Door on Aft Deck

---

## Deck

---

Wide covered side decks provide safety and ease for handling dock lines and moving about the boat in any weather. Docking is easily accomplished by 1 or 2 people with port & starboard boarding gates, transom door to swim platform, and wireless Yacht Controller.

- Diamond nonskid decking
- Stainless Steel Hawse Pipes w/Cleats
- Electric Muir H3500 Jaguar dual gypsy windlass w/dual station controls
- Stainless Steel 75 LB CQR w/150' of 1/2 HT chain & 300' of 3/4 rode
- Aluminum Fortress Guardian G-55 w/ 50' chain & 250' nylon rode
- Chain locker
- Fresh and salt water washdown
- Covered Walk around Side Decks w/Stainless Steel Hand Rails
- Portuguese Bridge w/Gate and Built-In Seating
- Lazarette Access Deck Hatch on Aft Deck

---

## Hull

---

High quality gel coat finish has been waxed regularly and shines like new.

- New bottom paint & PROP SPEED on running gear Feb 2019
- New PSS PRO Shaft Seal Feb 2019
- Stabilizers Serviced Feb 2019

- Cook gel coat with UV protection
- Anti-Fouling Bottom Paint w/Boot Stripe
- Rigid vinyl rub rail with stainless steel insert
- 8 Stainless Steel Rectangular Portholes
- Watertight bulkheads
- 2 Bennett Trim Tabs 24x12
- Deep keel for prop protection
- Solid fiberglass hull bottom
- Cored decks and side decks

---

## **ELECTRICAL SYSTEM**

---

- AC/DC Main Panel in Pilothouse
- 16 KW Northern Lights m844w3 Generator 110/220v with Sound Shield and Silencer (1230 Hrs)
- Glendenning Cable master cord reel
- 125/250 VAC 50A Marincos Shore Power Connection
- Cha93 Charles Isoboost Transformer
- Electrolysis Bonding System
- 4000W Xantrex Inverter/Charger
- LED Lighting
- 24v DC house and engine start system
- for House and Engine start in FRP Boxes
- (4) Engine Group 31 AGM Lifeline Batteries new 4/2017
- (10) House & accessories Group 31 AGM Lifeline Batteries new 3/2018
- 24v Battery Charger
- 10-2304 Guest Battery Selector Switches
- Engine DC power isolating switches (1x per engine)
- Color Coded and Numbered Electrical Wiring
- Shore Telephone/TV Connection in swim step
- Interior GFI outlets in Galley, lazarette and Heads
- Exterior GFI Outlets w SS Covers on aft deck and fly bridge
- Interior I2 Systems LED Overhead Fixtures on Dimmer Switches
- Exterior I2 Systems LED Overhead Fixtures, Dimmers for Cockpit Area
- 4 Cantalupi Swivel Reading Lamp Fixtures in Staterooms

---

## **Engine Room & Mechanical**

---

The spotless engine room is well planned for required maintenance.

- Twin Cummins QSM11 715hp engines 752 Hrs
- 16 KW Northern Lights m844w3 Generator 110/220v with Sound Shield and

### Silencer (1230 Hrs)

- (2) Dual Racor Filter System for Engines w/pressure gauge
- (1) Dual Racor Filter System for Generator w/pressure gauge
- (3) Algae-X Fuel Polishers main engines & generator
- Fiberglass fuel tanks w/ sight tubes
- Stainless Steel Engine Beds
- Underwater exhaust system with Unicraft Mufflers
- Raw water strainers
- 2" Lead Lined Foam Sound Insulation in Engine Room
- White Coated Perforated Aluminum Net for Additional Insulation
- Anti-Slip Floor w/Rubber Matting in Engine Room
- Work Bench with Storage Bin, Drawer and Vise
- Propsmith prop puller
- Delta T Blower/Ventilation System in Engine Room
- Wesmar RS600 Stabilizers
- Wesmar SidePower sp200tci Electric Bow and Stern Thrusters 25 hp each, dual prop
- 2 CruiseAir rx16c 16000 BTU A/C System
- 2 CruiseAir rx24c 24000 BTU A/C System
- Prepped for water maker
- 2 PSS PRO Dripless Shaft Seals- New Feb 2019
- 2 FRP Shaft Logs
- Cooled Rubber Bearings (For shaft support)
- 2 5-Blade props
- 2 Stainless Steel Prop Shafts
- 2 V-Shaped stainless steel struts
- Stainless Steel Emergency Rudder Tiller
- 2 SS Rudder Blades w/Stuffing Box
- 2 Raritan Electroscan Systems with fresh water flush and salt feed
- 220v Stainless Steel Water Heater with Heat Exchanger
- Fresh Water System with Filter and Accumulator
- 50 Gallon Holding Tank with Y-Selector and Macerator
- 2-98-24 rule Shower Pump System
- 4 rule 16 Bilge Pumps
- Electric Shower/Sink Sump Pump
- Fresh water spigot in engine room
- Glendenning Cable master cord reel
- 3 24V and 3 120V lights in Engine Room
- FireBoy ma2-850 Fire Alarm and Extinguishing System in Engine Room
- Groco Bilge Alarm System

## Disclaimer

---

The Company offers the details of this vessel in good faith but cannot guarantee or warrant the accuracy of this information nor warrant the condition of the vessel. A buyer should instruct his agents, or his surveyors, to investigate such details as the buyer desires validated. This vessel is offered subject to prior sale, price change, or withdrawal without notice.

Mechanical Disclaimer Engine and generator hours are as of the date of the original listing and are a representation of what the listing broker is told by the owner and/or actual reading of the engine hour meters. The broker cannot guarantee the true hours. It is the responsibility of the purchaser and/or his agent to verify engine hours, warranties implied or otherwise and major overhauls as well as all other representations noted on the listing.

---

## Exclusions

---

Owner's personal belongings.

---

## Disclaimer

---

The Company offers the details of this vessel or yacht in good faith but cannot guarantee or warrant the accuracy of this information nor warrant the condition of the vessel. A buyer should instruct his representatives, agents, or his surveyors, to investigate such details as the buyer desires validated. This vessel or yacht is offered subject to prior sale, price change, or withdrawal without notice.




---


# PHOTOS

---

**Salon & Galley**



**3 Pilot House**



**5 Cockpit**



**Flybridge**




**Covered Side Decks**



**Master Stateroom**



**Portuguese Bridge**



**Spotless Engine Room**



**9 Port Engine**



**Starboard Engine**



**11 Exhaust System**



**Port Shaft**



**Starboard Shaft**



**Fuel Management**



**5 Way Oil Change System**



**Wesmar Hrydraulic Stabilizers**



**High Capacity AC Raw Water Pumps**



**16KW Northern Lights**



**16KW Northern Lights**



**Lazzarette Steering System**





**Lazzarette Steering System**







**56 Symbol YF Layout**



**56 Symbol YF Lines**







# CONTACTS

---

Andrey Shestakov, leading yacht broker of the sales department of Shestakov Yacht Sales Inc. Shestakov Yacht Sales Inc., the official representative of the Miami/Fort Lauderdale FL headquarters.

## Contact details

---

Email: **andrey@shestakovyachtsales.com**

Web: [shestakovyachtsales.com/en/](https://shestakovyachtsales.com/en/)

## Telephones

---

USA: **+1(954)274-4435**

## Office hours

---

Monday – Saturday: **9:00 - 21:00** EDT

Sunday: **closed**

## Address

---



Harbour Towne Marina, 850 NE 3rd St, STE 213, Dania, FL 33004