

ESCAPE — DEFEVER



Builder: DEFEVER

Year Built: 1986

Model: Trawler

Price: PRICE ON APPLICATION

Location: United States

LOA: 49' 0" (14.94m)

Beam: 15' 0" (4.57m)

Min Draft: 4' 6" (1.37m)

Max Draft: 4' 6" (1.37m)

Cruise Speed: 8 Kts. (9 MPH)

Max Speed: 10 Kts. (12 MPH)

Our experienced yacht broker, Andrey Shestakov, will help you choose and buy a yacht that best suits your needs **Escape — DEFEVER** from **our catalogue**. Presently, at **Shestakov Yacht Sales Inc.**, we have a wide variety of yachts available on **our sale's list**. We also work in close contact with all the big **yacht manufacturers** from all over the world.

If you would like to buy a yacht **Escape — DEFEVER** or would like help answering any questions concerning purchasing, selling or chartering a yacht, please call **+1(954)274-4435**

TABLE OF CONTENTS

TABLE OF CONTENTS	2
SPECIFICATIONS	4
Overview	4
Basic Information	4
Dimensions	4
Speed, Capacities and Weight	4
Accommodations	4
Hull and Deck Information	5
Engine Information	5
DETAILED INFORMATION	6
Main Description	6
Walkthrough	6
Accommodations	6
Salon	6
Galley	7
Dining	7
Master Stateroom	7
Guest Stateroom	7
Laundry	7
Pilothouse	7
AFTDECK	8
Flybridge	8
AUDIO/VISUAL EQUIPMENT	8
Electronics	8
Electrical System	8
Engine/Mechanical Equipment	9
Deck Equipment	9
Tender	9

SAFETY AND FIRE PROTECTION	9
Exclusions	9
Disclaimer	9
Exclusions	10
Disclaimer	10
PHOTOS	11
CONTACTS	20
Contact details	20
Telephones	20
Office hours	20
Address	20

SPECIFICATIONS

Overview

Escape is a well-maintained 1986 49' DeFever Raised Pilothouse trawler. She offers twin naturally aspirated 135 hp Ford Lehman main engines, Phasor/Kubota 12.5 kW generator, Naiad stabilizer system, two Magnum inverters, Village Marine Tec watermaker and a 2 stateroom, 2 head, raised pilothouse layout. Sellers have purchased a larger boat, so Escape is now available for sale. She is Great Loop capable and is a very hard to find DeFever raised pilothouse model.

Basic Information

Category: Trawler

Model Year: 1986

Year Built: 1986

Country: United States

Dimensions

LOA: 49' 0" (14.94m)

Beam: 15' 0" (4.57m)

Min Draft: 4' 6" (1.37m)

Max Draft: 4' 6" (1.37m)

Clearance: 16' 10" (5.13m)

Speed, Capacities and Weight

Cruise Speed: 8 Kts. (9 MPH)

Max Speed: 10 Kts. (12 MPH)

Displacement: 50000 Pounds

Water Capacity: 360 Gallons

Holding Tank: 45 Gallons

Fuel Capacity: 800 Gallons

Accommodations

Total Cabins: 2

Total Berths: 3

Total Heads: 2

Hull and Deck Information

Hull Material: Fiberglass

Engine Information

Engines: 2

Manufacturer: Ford Lehman

Model: SP135

Engine Type: Inboard

Fuel Type: Diesel

DETAILED INFORMATION

Main Description

Escape is a well-maintained 1986 49' DeFever Raised Pilothouse trawler. She offers twin naturally aspirated 135 hp Ford Lehman main engines, Phasor/Kubota 12.5 kW generator, Naiad stabilizer system, two Magnum inverters, Village Marine Tec watermaker and a 2 stateroom, 2 head, raised pilothouse layout. Sellers have purchased a larger boat, so Escape is now available for sale. She is Great Loop capable and is a very hard to find DeFever raised pilothouse model.

Walkthrough

From the fiberglass swimplatform, you enter the covered aftdeck via the transom gate and can then walk out either side deck or climb the stainless steel and teak ladder to the flybridge or enter the large salon through the double teak and glass doors. Once inside the salon, you find a wrap-around sofa with storage port aft, lounge chairs and end table to starboard, the galley port forward and steps leading up to the pilothouse starboard forward. There is a side deck door to starboard just aft of the dry storage and pilothouse steps. In the pilothouse, you will find L-shaped seating with table port aft, a full helm forward with storage underneath, side deck access doors on each side and steps down to the staterooms starboard forward. The guest stateroom is forward and the master stateroom is amidships. The engine room is accessed through a hatch in the galley sole or through the lazarette. The headroom in the salon and pilothouse is 6'6", 6'1" in the aftdeck and on the flybridge, 6'7" in the master stateroom, 6'11" in the guest stateroom, 5'10" in the master stateroom shower and 6'8" in the guest stateroom head. The master stateroom berth is 6'8" long, the guest stateroom berths are 7'1" long and the pilothouse berth is 6'11" long.

Accommodations

Escape offers a master stateroom amidships with a queen size berth and ensuite head plus a guest stateroom forward with two single berths. The guest head is located in the foyer just aft of the guest stateroom. The pilothouse has a captain berth aft of the benchseat.

Salon

The salon offers wrap-around seating with storage port aft, lounge chairs and end table to starboard, new vinyl teak & holly sole, reading lights, double aft doors, large side and aft windows with curtains for plenty of natural light and a galley countertop with two

stools. To view a 360 degree photo of the salon, copy and paste the link below into your browser:

Galley

The galley is located port forward in the salon. There is plenty of storage, including dry storage to starboard. - GE electric 4-burner cooktop and oven - GE Profile Microwave oven - Summit stainless steel refrigerator/freezer - Double stainless steel sinks - Granite countertops - Teak & Holly sole - Storage cabinets and drawers - Dry storage locker - Storage under steps to pilothouse - Side deck access door to starboard - Opening side window - Vitrofrigo ice maker in the salon

Dining

There is dining space available at the galley countertop, the pilothouse table and the flybridge table.

Master Stateroom

The master stateroom is located amidships with a centerline queen size berth, nightstands, reading lights, ensuite head, desk/vanity with mirror, new vinyl teak & holly sole, hanging lockers, storage cabinets and 2 portlights. There is also a hanging locker in the guest companionway. To view a 360 degree photo of the master stateroom, copy and paste the link below into your browser:

Guest Stateroom

The guest stateroom offers single offset berths with storage cabinets and drawers, hanging locker, new vinyl teak & holly sole, 4 portlights, overhead deck hatch with screen for plenty of natural light and ventilation, reading lights, fan and fishing rod storage. The guest head is in the foyer just aft of the stateroom. To view a 360 degree photo of the guest stateroom, copy and paste the link below into your browser:

Laundry

- Frigidaire Heavy Duty stack washer and dryer.

Pilothouse

The pilothouse offers wrap-around seating with storage and a table to port, full helm

forward with storage underneath, side deck access doors with screens on each side, steps to flybridge starboard aft, reading light, captain berth aft of the seating and new vinyl teak & holly sole. To view a 360 degree photo of the pilothouse, copy and paste the link below into your browser:

AFTDECK

The 49' DeFever raised pilothouse model offers a great aftdeck on the same level as the salon and side decks for easy access and line and fender handling. The aftdeck is fully covered by the flybridge overhead has a non-skid deck and offers a transom door to the swimplatform. There is also a deck hatch for access to the lazarette and engine room and a stainless steel & teak ladder to the flybridge. To view a 360 degree photo of the aftdeck, copy and paste the link below into your browser:

Flybridge

The flybridge offers great visibility, a full helm forward with storage underneath, non-skid deck, bimini, two Todd helm seats and L-shaped seating with table to port. To view a 360 degree photo of the flybridge, copy and paste the link below into your browser:

AUDIO/VISUAL EQUIPMENT

- Sony CDX-M501P stereo/CD player in the pilothouse - TCL flat screen TV in the salon

Electronics

- Garmin xHD Radar - Vesper Marine AIS - Garmin GPSMap 4212 chart plotter in Navpod on flybridge and in pilothouse - Furuno RD-30 navigational data organize remote display on the flybridge and in the pilothouse - Furuno GP-32 GPS/Waas Navigator GPS in the pilothouse - Simrad AP24 autopilot in Navpod on the flybridge and in the pilothouse - Ritchie magnetic compass on the flybridge and in the pilothouse - Davis Weather Wizard III weather station - Icom IC-M502 VHF in pilothouse - Icom Commandmic remote VHF in salon and on the flybridge - Raymarine Ray 218 VHF on the flybridge - Island Time wifi booster and router - Chelsea clock, barometer and thermometer in the salon

Electrical System

- Phasor/Kubota 12.5 kW V150 5-E generator with approximately 6,721 hours - Heart Interface Link 2000-R battery monitor - Heart Interface Pathmaker battery combiner - Guest and Blue Sea battery switches - Magnum MagnaSine MS2812 2,800 watt

inverter/charger - Magnum Energy MagnaSine 1012 1,000 watt inverter/charger -
Magnum Energy inverter monitor panels in the pilothouse - Balmar and Lestek
alternators - 50 am shore power cord

Engine/Mechanical Equipment

- Twin Ford Lehman 135 hp main engines with approximately 3,594 hours - Borg
Warner gearboxes - Racor 900MA fuel filter with pressure gauge for each engine -
Racor S3227 fuel filter with vacuum gauge for the generator - De-Bug L1000 fuel
treatment units - Groco oil change system - Naiad 201 Series stabilizers - Cruiseair air
conditioning system with SMX II controls (3 units) - Village Marine Tec 800 gpd
watermaker - Whirlpool 12 gallon water heater - Jabsco Par-Max 82600-0292 fresh
water system pump - Jabsco electric heads - Tankwatch holding tank level monitor
system

Deck Equipment

- Simpson-Lawrence anchor windlass with foot controls - Delta plow type anchor -
Stainless steel anchor roller - Stainless steel deck hardware - 2 X stainless steel
Sampson posts - Washdown - Stainless steel rail on teak toe rail forward, teak cap rail
sides and aft - Stainless steel fender racks - Non-skid decks - Portuguese Bridge with
storage lockers - Windshield and window covers - Boarding gate each side - Mast
spreader lights - Fiberglass swimplatform - Stainless steel swim ladder - Aluminum
swimplatform hoop rail - Rod holders

Tender

- 13' AB Oceanus RIB - 40 hp 4-stroke Yamaha outboard - Electric tender davit

SAFETY AND FIRE PROTECTION

- ITT Jabsco search light - Security camera system with Viewsonic monitor in the
pilothouse - Fire extinguishers - X-Sense smoke and carbon monoxide alarm - Kidde
smoke and carbon monoxide alarm - Revere Coastal Commander 6 person liferaft

Exclusions

- Sellers' personal belongings - Artwork - Tools

Disclaimer

The Company offers the details of this vessel in good faith but cannot guarantee or warrant the accuracy of this information nor warrant the condition of the vessel. A buyer should instruct his agents, or his surveyors, to investigate such details as the buyer desires validated. This vessel is offered subject to prior sale, price change, or withdrawal without notice.

Exclusions





Owner's personal belongings.





Disclaimer




The Company offers the details of this vessel or yacht in good faith but cannot guarantee or warrant the accuracy of this information nor warrant the condition of the vessel. A buyer should instruct his representatives, agents, or his surveyors, to investigate such details as the buyer desires validated. This vessel or yacht is offered subject to prior sale, price change, or withdrawal without notice.

PHOTOS
























CONTACTS

Andrey Shestakov, leading yacht broker of the sales department of Shestakov Yacht Sales Inc. Shestakov Yacht Sales Inc., the official representative of the Miami/Fort Lauderdale FL headquarters.

Contact details

Email: **andrey@shestakovyachtsales.com**

Web: shestakovyachtsales.com/en/

Telephones

USA: **+1(954)274-4435**

Office hours

Monday – Saturday: **9:00 - 21:00** EDT

Sunday: **closed**

Address



Harbour Towne Marina, 850 NE 3rd St, STE 213, Dania, FL 33004