

## LADY MARGARET — JEFFERSON



**Builder:** JEFFERSON

**LOA:** 57' 0" (17.37m)

**Year Built:** 2002

**Beam:** 16' 0" (4.88m)

**Model:** Motor Yacht

**Price:** PRICE ON APPLICATION

**Location:** United States

Our experienced yacht broker, Andrey Shestakov, will help you choose and buy a yacht that best suits your needs **LADY MARGARET — JEFFERSON** from **our catalogue**. Presently, at **Shestakov Yacht Sales Inc.**, we have a wide variety of yachts available on **our sale's list**. We also work in close contact with all the big **yacht manufacturers** from all over the world.

If you would like to buy a yacht **LADY MARGARET — JEFFERSON** or would like help answering any questions concerning purchasing, selling or chartering a yacht, please call **+1(954)274-4435**

---

# TABLE OF CONTENTS

---

TABLE OF CONTENTS	2
SPECIFICATIONS	4
Overview	4
Basic Information	4
Dimensions	4
Speed, Capacities and Weight	4
Accommodations	4
Hull and Deck Information	4
Engine Information	5
DETAILED INFORMATION	6
Galley	6
Electronics	6
Electrical	6
Deck	6
Fuel Burn Curve	7
Additional Information	7
Broker Comments	7
Exclusions	8
Disclaimer	8
PHOTOS	9
Lady Margaret	9
Swim Platform	9
Aft Deck	9
Wide Covered Side Decks	9
Portuguese Bridge	9
Windlass	9
Foredeck	9
Salon Facing Forward	9

---

Salon Facing Aft	10
Salon Settee	10
On-Deck Galley	10
Galley	10
View from the Pilothouse	10
Pilothouse Settee	10
Stidd Chair	10
Master Stateroom	10
Master Bath	11
Tub in Master Bath	11
Companionway Forward	11
Third Stateroom	11
VIP Stateroom	11
Flybridge Helm	11
Huge Flybridge	11
Stidd Chairs	11
Engine Room Access	12
Westerbeke Generator	12
Series 60's	12
<b>CONTACTS</b>	<b>13</b>
Contact details	13
Telephones	13
Office hours	13
Address	13

---

# SPECIFICATIONS

---

## Overview

---

Brand new to the market, please take a moment to review our specifications, photographs and virtual tour. Lady Margaret is a clean version of Jefferson Yachts 57 foot Pilothouse Motoryacht.

## Basic Information

---

**Category:** Motor Yacht

**Sub Category:** Pilothouse

**Model Year:** 2003

**Year Built:** 2002

**Country:** United States

**Fly Bridge:** Yes

## Dimensions

---

**LOA:** 57' 0" (17.37m)

**Beam:** 16' 0" (4.88m)

## Speed, Capacities and Weight

---

**Water Capacity:** 250 Gallons

**Holding Tank:** 75 Gallons

**Fuel Capacity:** 1000 Gallons

## Accommodations

---

**Total Cabins:** 2

**Total Heads:** 2

## Hull and Deck Information

---

**Hull Material:** Fiberglass

---

## Engine Information

---

**Engines:** 2

**Manufacturer:** MTU

**Model:** Series 60

**Engine Type:** Inboard

**Fuel Type:** Diesel

---

## DETAILED INFORMATION

---

### Galley

---

The gourmet galley is the heart of this home at sea. Located on the same level as the spacious salon and aft deck. Includes high gloss teak cabinetry with positive locking doors and real granite counter tops. Plenty of work space and open to entertaining your guests in the salon area. Appliances include: Stove Kenyon flush smooth top Separate Sub-Zero Refrigerator and Freezer under counter Fisher Paykal drawertype top loading dishwasher Ice maker inside Sub Zero freezer GE space saver convection microwave Broan trash compactor Sea Gull water filtration system

### Electronics

---

One original Raymarine RL80C Chart plotter remains on the bridge Two upgraded Raymarine C140' with new open array antenna were added to both helms in 2010 4 total ICOM M502 radios (2 at each helm station) ACR RCL 100 dual beam search light with controls at both helms 4 total CO detectors Stereo sound system in salon with CD changer and flush mount speaker throughout boat with separate volume controls 8station intercom/telephone system 32" Sony flat screen TV in salon built into custom cabinetry Two 14" Toshiba flat screen TV's in master and in VIP guest staterooms Raymarine Tridata depth finder system at both helms Electronic engine synchronizer at both helms Rudder angle indicators (4) Two VDO gauge type and one in Auto pilot at each helm. Autopilot Simrad/Robertson AP2000 Wesmar bow thruster with controls at each helm KVH satellite TV tracking dome system Trim tabs dual cylinder with controls at each helm Hynautic hydraulic engine controls Fresh water level gauge in galley Two Fireboy automatic fire suppression systems Raymarine loudhailer at each helm station Sirius weather

### Electrical

---

- 15 KW Westerbeke diesel generator with removable sound shield 2100 hours • Glendinning cable master system in transom with additional 50-amp shore power inlet if needed (Entire boat • can be powered with either one or both cords depending on amperage required) • Two additional shore power inlets at starboard bow • Two automatic marine True battery chargers (12 and 24 volt) • Inverter system Heart Interface 3000 watt with dedicated battery bank • 12-volt battery selector switch with disconnect

### Deck

---

• Bimini top and Bimini extension on upper deck also have full isinglass enclosures that are all in excellent condition • Weather tight hatch from lower pilothouse to upper helm makes transferring stations a breeze. There is also a set of molded steps from the aft deck to the upper deck. • Side decks are full walk around with solid wing doors entering aft deck. side decks are completely covered overhead and have raised hull sides for safety in rough seas. Hull side have two swing open doors on each side; One low and one higher depending on your dockage. • UMT low profile davit on upper aft deck lifts a Zodiac Projet 350 jet drive RIB with 83 HP. • Windless Simpson Lawrence full chain with controls at each helm station and on fore deck next to windlass • Two anchors. One large high polished stainless steel (stock) and additional Fortress aluminum Danforth type anchor • Three Stidd Admiral series helm seats. One at the lower helm (with electric controls) and two on bridge • Portuguese style bridge barrier on fore deck with access door to walk way and built in bench seat with storage. Also, storage built into aft section of unit. • Swim platform aft with folding stainless-steel ladder • Washdown systems Fresh and raw water both fore deck and aft deck • Hinged radar arch • Awlgrip finish flag blue hull sides, and snow-white decks and superstructure • Uline 29 Combo frost free refrigerator with ice maker built into cabinet on upper deck with sink and weather cover • Lshaped seating on upper deck with weather covers

## Fuel Burn Curve

The seller has shared the following information from his cruising log: RPM 750 7.8 knots, burning 4.5 gallons per hour RPM 950 10 knots, burning 10 gallons per hour RPM 1700 18 knots, burning 50 gallons per hour Wide open throttle 2200 RPM, 23-24 knots, burning 90 gallons per hour

## Additional Information

• New bottom paint and Zincs November 2015. Epoxy barrier coat was factory applied when new. • Four Cruisair marine air conditioning systems with heat. 6 Zones. Split systems so compressors are located in the engine room/lazarette areas. Only air handlers and condensers are located in the staterooms and salon. • This application provides quiet when sleeping as you never hear the compressors start and stop. • 220 Volt GE stack washer dryer is located in lower deck area in hallway between staterooms for easy access. • Two spare props in lazarette

## Broker Comments

Lady Margaret is indeed worth careful consideration for buyers seeking a three-stateroom pilothouse arrangement with an on-deck galley. The Jefferson 57 is a spacious boat; considering the huge flybridge, aft deck, salon, and spacious pilothouse,

there is enough room for everyone. The exterior shines and there is no teak wood found anywhere on the exterior. The interior however is constructed from attractive high gloss teak wood. Lady Margaret is powered by the highly regarded Series 60 DDC/MTU and she can travel at 24 knots. Rarely do you find a boat in such fine condition offered at this price.

## **Exclusions**

---

Owner's personal belongings.

## **Disclaimer**

---

The Company offers the details of this vessel or yacht in good faith but cannot guarantee or warrant the accuracy of this information nor warrant the condition of the vessel. A buyer should instruct his representatives, agents, or his surveyors, to investigate such details as the buyer desires validated. This vessel or yacht is offered subject to prior sale, price change, or withdrawal without notice.



---

# PHOTOS

---

**Lady Margaret**



**Swim Platform**



**Aft Deck**



**Wide Covered Side Decks**




**Portuguese Bridge**



**Windlass**



**Foredeck**



**Salon Facing Forward**



**Salon Facing Aft**



**Salon Settee**



**On-Deck Galley**




**Galley**




**View from the Pilothouse**




**Pilothouse Settee**



**Stidd Chair**



**Master Stateroom**



**Master Bath**



**Tub in Master Bath**



**Companionway Forward**



**Third Stateroom**



**VIP Stateroom**



**Flybridge Helm**



**Huge Flybridge**



**Stidd Chairs**




**Engine Room Access**



**Westerbeke Generator**



**Series 60's**



# CONTACTS

---

Andrey Shestakov, leading yacht broker of the sales department of Shestakov Yacht Sales Inc. Shestakov Yacht Sales Inc., the official representative of the Miami/Fort Lauderdale FL headquarters.

## Contact details

---

Email: **andrey@shestakovyachtsales.com**

Web: [shestakovyachtsales.com/en/](http://shestakovyachtsales.com/en/)

## Telephones

---

USA: **+1(954)274-4435**

## Office hours

---

Monday – Saturday: **9:00 - 21:00** EDT

Sunday: **closed**

## Address

---



Harbour Towne Marina, 850 NE 3rd St, STE 213, Dania, FL 33004