

# BUCKPASSER — HITACHI ZOSEN



**Builder:** Hitachi Zosen

**Year Built:** 1985

**Model:** Motor Yacht

**Price:** PRICE ON APPLICATION

**Location:** United States

**LOA:** 120' 0" (36.58m)

**Beam:** 25' 4" (7.72m)

**Max Draft:** 7' 2" (2.18m)

**Cruise Speed:** 10 Kts. (12 MPH)

**Max Speed:** 12 Kts. (14 MPH)

Our experienced yacht broker, Andrey Shestakov, will help you choose and buy a yacht that best suits your needs **Buckpasser — Hitachi Zosen** from **our catalogue**. Presently, at **Shestakov Yacht Sales Inc.**, we have a wide variety of yachts available on **our sale's list**. We also work in close contact with all the big **yacht manufacturers** from all over the world.

If you would like to buy a yacht **Buckpasser — Hitachi Zosen** or would like help answering any questions concerning purchasing, selling or chartering a yacht, please call **+1(954)274-4435**

# TABLE OF CONTENTS

---

|  |    |
|--|----|
| TABLE OF CONTENTS                      | 2  |
| SPECIFICATIONS                         | 4  |
| Overview                               | 4  |
| Basic Information                      | 4  |
| Dimensions                             | 4  |
| Speed, Capacities and Weight           | 4  |
| Accommodations                         | 5  |
| Hull and Deck Information              | 5  |
| DETAILED INFORMATION                   | 6  |
| History                                | 6  |
| Vessel Walkthrough                     | 6  |
| Tenders                                | 9  |
| Bridge Electronics & Equipment         | 9  |
| Engine Room                            | 11 |
| Tanks                                  | 12 |
| Broker Remarks                         | 12 |
| Exclusions                             | 12 |
| Disclaimer                             | 12 |
| PHOTOS                                 | 14 |
| Running 1                              | 14 |
| Running 2                              | 14 |
| Running 3                              | 14 |
| Aft Deck Bar                           | 14 |
| Aft Deck Bar from Behind the Bar       | 14 |
| Wheelhouse Sette Long View             | 14 |
| Bar                                    | 14 |
| Aft Salon Starboard                    | 14 |
| Aft Deck Settee with Tables and Chairs | 15 |

---

|                                     |    |
|-------------------------------------|----|
| Dining Salon Looking Aft            | 15 |
| Dining Room                         | 15 |
| Salon looking Stbd Fwd              | 15 |
| Salon Looking from Aft Door to Stbd | 15 |
| Library with Chairs                 | 15 |
| Top Deck Bar                        | 15 |
| VIP Guest (from entry door)         | 15 |
| Port Guest Stateroom                | 16 |
| Stbd Twin Guest Vanity              | 16 |
| Master from entry door alt view     | 16 |
| Master Vanity                       | 16 |
| Master shower                       | 16 |
| Captain's Cabin                     | 16 |
| Galley                              | 16 |
| Laundry (Lower Deck)                | 16 |
| BRIDGE DECK                         | 17 |
| MAIN DECK                           | 17 |
| LOWER DECK                          | 17 |
| CONTACTS                            | 18 |
| Contact details                     | 18 |
| Telephones                          | 18 |
| Office hours                        | 18 |
| Address                             | 18 |

---

# SPECIFICATIONS

---

## Overview

---

BUCKPASSER was conceived and built to travel comfortably to remote parts of the world in pursuit of unspoiled fishing and hunting areas while maintaining yacht standard service for her owners and guests. To accommodate the broad range of crew expertise needed to handle the sporting, dining and travel requirements of eight guests, the yacht's design incorporated proper quarters for eight crew, a unique specification for a vessel of this size as well as an oversized boat deck which could also accommodate a helicopter. She accomplished this mission over 30 years for 3 generations of family members and friends including ex-presidents, celebrities and dignitaries.

## Basic Information

---

**Category:** Motor Yacht

**Sub Category:** Expedition

**Model Year:** 1985

**Year Built:** 1985

**Country:** United States

**Vessel Top:** Enclosed Pilothouse

**Cockpit:** Yes

## Dimensions

---

**LOA:** 120' 0" (36.58m)

**Beam:** 25' 4" (7.72m)

**Max Draft:** 7' 2" (2.18m)

## Speed, Capacities and Weight

---

**Cruise Speed:** 10 Kts. (12 MPH)

**Cruise Speed Range:** 4200

**Max Speed:** 12 Kts. (14 MPH)

**Gross Tonnage:** 269 Pounds

**Water Capacity:** 3000 Gallons

**Fuel Capacity:** 13200 Gallons

---

## Accommodations

---

**Total Cabins:** 4

**Total Berths:** 8

**Sleeps:** 8

**Captain Cabin:** True

**Crew Cabin:** 5

**Crew Berths:** 8

**Crew Sleeps:** 8

**Crew Heads:** 5

---

## Hull and Deck Information

---

**Hull Material:** Aluminum

**Deck Material:** Teak

**Hull Configuration:** Full Displacement

**Exterior Designer:** Jack Hargrave

---

# DETAILED INFORMATION

---

## History

---

BUCKPASSER is an iconic vessel which has had just two owners over her storied history. With multiple fishing world records, an envious global travel history, an uncompromising maintenance program, and the capability of supporting an onboard auxiliary fleet that can include a helicopter, sportfish boat, flat boats, jet skis, sailing tender, and more, there are few limits to the service of this extraordinary vessel. Her interior was completely refurbished in 2017 and virtually everything including, all furnishings, décor, wall coverings, floor coverings, overheads, and fixtures were replaced under the watchful eye of Dana Yacht Decor. The only original elements are the custom built-in teak cabinetry and bookcases in the staterooms and salons. Her mechanical systems were equally thoroughly upgraded and replaced to an extent that there is probably more new equipment than original at this point.

## Vessel Walkthrough

---

### Enclosed Aft Deck Salon:

Upon boarding Buckpasser you immediately enter the enclosed aft deck salon which has been completely renewed with teak decks, full bar, new cocktail table, tongue & groove overheads and more. The salon has teak decks with built-in L-shaped settee on the port side with matching chair and table settings. A full-service bar is situated to starboard with gloss varnished teak and Corian bar top with matching teak and stainless swivel bar stools. Small varnished teak consoles are built-in on both sides of the vessel and house the A/C system for this area. Doors to the walkaround decks are just forward of the varnished consoles, and large sliding glass windows give the space an open feeling.

### Cockpit:

Buckpasser's transom is wide and has a large swim platform with a stout rub rail. There's a large, centerline towing buckle below the swim platform for towing. The transom door is on the port side, which gives access to the cockpit featuring massive teak covering boards, rod holders and a fighting chair on the starboard side. There are multiple deck hatches to access the live baitwells and lazarette.

### Exterior Main Deck & Bow Area:

Buckpasser has walkaround covered teak decks. Her cap rails are thick and perfectly varnished, and the paint is in excellent condition. There are two massive Steen windlass winches to manage the ground tackle with ample shots of chain and an emergency

retrieval arm for both sides of the deck. Her bow is high and powerful, accented with a large burgee pole. A generous seating area exists on the forward part of the deckhouse, with spacious bosun lockers on either side.

#### Guest Cabins:

The four guest cabins are accessed downstairs through the starboard aft section of the main salon. The stairs turn toward the center of the yacht into a small common area outside the cabins. There are two generous mirror image cabins aft with a pair movable full-size beds in each, closets, built-in dressers and ensuite heads with showers. The two larger staterooms are forward and mirror imaged as well. Each has a wraparound counter with a built-in desk just inside each door, athwartship king sized beds and built-in side tables. Further forward in each cabin are three closets and an entrance to the large ensuite head and showers. The port stateroom is *varnished mahogany*, while the starboard stateroom is *painted light blue*.

#### Main Salon and Card Room:

From the aft deck, thick glass and stainless doors slide open to the large Main Salon, which has expansive windows on both sides, highlighted by varnished teak trim and crown moldings above. On the starboard portion of the vessel, a large buffet and dual bookcases split another window. A wall extends  $\frac{3}{4}$  of the way out from the port side, which forms one side of the card room just forward of the Main Salon. There is a walkway down the starboard side that allows you to turn into this area or proceed to the Main Dining Room. The Card Room has a forward facing teak buffet with bookcase, while on the opposite wall facing aft is a bar with cabinets above. The bar has a sink, fridge, and icemaker that disappear when closed up. There is another set of big opening windows in this room, as well as a day head.

#### Formal Dining Room:

Further along the starboard walkway, there the formal Dining Room for 8 with identical built-in hutch/buffets on both sides. The buffets are full length, and the glass china cabinets split the large windows on both sides.

#### Crew Area:

Buckpasser was designed with excellent crew living and work areas. The on deck forward crew salon is well positioned and provides valuable functionality and separation of crew and owners. Everything forward of the dining area door is crew. A solid teak door on the starboard side brings you forward to the service end of the yacht. A narrow hallway extends athwartship to doors that open onto the walkaround decks. Immediately to starboard is the bridge deck stairway, to port is the galley, and further forward is the full beam crew lounge.

#### Galley:

The Galley is commercial grade which was completely rebuilt new in 2017. There are stainless steel counters throughout, commercial grade refrigerators, freezers and a large arrangement of Garland cooking equipment would please any chef.

#### Crew Lounge:

The Crew Lounge is full beam, forward of the Galley, and accessed down the hallway on the starboard side. There is a wraparound bench seat and tables with all the necessary equipment, including refrigerator, coffee machine, TV, water fountain, sink, etc. There is a pair of large windows on both sides of the lounge with hand cranks to open. This area could serve as a library, classroom, office or possibly even another guest stateroom.

#### Crew Cabins:

The "bridge deck" Captain's Cabin and the generous crew accommodations for up to 8 crew in 5 staterooms are remarkable for a vessel of her size.

Aft and starboard of the Crew Lounge are thick teak stairs leading down to the crew area. There is a large, double wide freezer at the bottom of the stairs, and this area opens into a full beam utility room with an ice machine, washer/dryer, utility sink and a counter with cabinets. A large floor hatch in the middle of the crew hallway gives access to dry storage, multiple tank tops, and other yacht related systems. There are five crew cabins on board, four in the crew area and a large captain's cabin on the bridge deck. The lower crew area has a centerline hallway to access the cabins. To starboard is a twin cabin with built-in dressers, closet, desk area, and private ensuite head. The portside cabin has twin bunks, built-in dressers, closet, nice desk, and private ensuite head. Forward is a small set of stairs up to two additional cabins, which are mirror images of each other. Both have twin bunks, built in dressers, closet, and head. These cabins share a centerline shower, which join the spaces in a reverse "U" shape. There is a ladder and escape hatch just outside of these cabins at the top of the access stairs. Below these stairs is another large dry storage area and access to the bow thruster.

#### Captain's Cabin:

On the starboard side of the bridge, you can walk aft into the navigation and captain's area. There is a large chart table and additional electronics to starboard, storage area with a gun locker aft, and the captain's cabin to port. The entire area is full beam and has opening windows on both sides. The captain has a generous cabin with built-in dressers, closets, big desk with bookcases above and a walk-in

head and shower aft.

#### Bridge:



The Bridge is located up the starboard stairway at the intersection of the galley, service hallway and just inside the dining room door. The stairs are made from thick teak boards and open up to a full beam bridge with access doors to starboard and port.

There is a large built-in red leather bench and a doorway to the chart room, gun closet, and captain's cabin.

#### Bridge & Aft Working Deck:

The bridge deck has a wraparound "Portuguese Bridge" with dual wing stations and white nonskid decks. A thickly varnished cap rail surrounds the entire deck. Walking aft on either side brings you to the tender deck. There are two deployment cranes for the tenders.

#### The Stack:

Outside and directly behind the bridge is a huge stack, which is one of Buckpasser's most notable features. The Stack exchanges air for the engine room and also has a large storage area accessed from the starboard side. The storage area is a walk-in and houses additional equipment, dryer, and other machinery. Immediately aft of the stack is an al fresco bar with bar stool seating affording 270° views and massive deck space when the tenders are launched.

#### Bridge Top:

A ladder on the port side of the tender deck gives you access to the roof of the bridge. The area has nonskid paint, a huge storage box for fishing rods and tackle, as well as an ingenious helm station module, which provides a 360 degree view of the yacht for docking or tight quarter maneuvering.

---

## Tenders

---

14' AB aluminum RIB w/ 40 hp Evinrude E-Tec 2019

18' AB aluminum RIB w/90 hp Evinrude E-Tec 2017

---

## Bridge Electronics & Equipment

---

Mathers Controls - for all gear and throttle mechanisms

Mathers Slip Clutch & Combined Controls

PLATH Tiller Control - Navguide F

Wagner Rudder Angle Gauge

Furuno RD 30 GPS

Furuno AIS FA100

Techsonic SPG015

VHF Aircraft Radio

Furuno Hailer (Engine room, Cockpit, Bow, etc.)

Horizon GX5000S VHF

ICOM ICM126DSC VHF

(2) Furuno Marine Radar RPU013 25KW

16" Furuno Radar Display

19" Furuno Radar Display

CPLATH - Compass Type 2628

CPLATH - Gyro & Magnetic - Autopilot System

Sperry Navipilot 4000

Transas Navi Sailor 4000

Nobletec TimeZero

NCS - Tach II - National Control Systems - Tachometer

GPS - Garmin 6208

Danforth - Constellation Compass

Furuno - FCV1200L Sounder

Furuno Single Side Band FS5000

RH Marine Shipboard Monitoring System

Trackvision - KVF SAT TV, WiFi, Telephone

(2)Telephone Systems - Iridium & KVH

Furuno NX500

Navtex Receiver

Iridium Handheld Phones (3)

## Engine Room

---

CAT 3508 Engines completely rebuilt 2018

(2) CAT 3306T 135KW Generators completely rebuilt 2018

Naiad 402 Stabilizers with 16 sq. ft fins

Haldex hydraulic pump (Starboard Engine)

(2) Matrix water makers 1500 gallon/day,

(2) 32 & 12V Battery Chargers

Standard Fire Suppression System

(2) Banks of 32V Batteries

(2) Banks of 12V Batteries

Sentry Battery Chargers

(4) A/C 5 Ton Units - MarineAir, completely rebuilt

(2) x 90 gallons tanks of new lube oil

(1) 100 gallon tank for used lube oil

Trochoid lube oil pumps

(2) Burks fresh water pumps

Grayco Black water pump

Grayco gray water pump

Burks fire & emergency pumps

Fuel Transfer Pump - Tokico

(2) Dayton Speedaire Air Compressors (Toilets, Airhorn & Fittings)

Automax - Flapper wet/dry exhaust system - Butterfly Valve

Electrical System 208/240 100AMP, 200AMP 60 cycle, 3-phase

Custom Electrical Surge Protection System

(2) eight person liferafts

---

## Tanks

---

(2) 2000 gallon freshwater tanks (forward)

(1) 1000 gallon Freshwater tank (aft)

(1) 4000 centerline diesel tank

(2) 2800 gallon diesel tanks

(2) 1800 gallon optional diesel or aircraft fuel tanks

Fuel Burn 10 knots @850 RPM burns 30/gallons/hour (combined)

---

## Broker Remarks

---

It is rare to find a vessel under 150' which offers the versatility and capability of BUCKPASSER. She was designed as a mothership to support expedition style excursions for weeks at a time. Modified to operate in a more traditional motor yacht role she can continue to serve as a luxury support vessel for an endless list of lifestyles such as sailing, surfing, scuba diving, kiteboarding, kayaking, etc. Her Caterpillar engines are detuned, and she cruises at 10.5 knots burning 30GPH giving her a 4000+ mile range. Her CAT 3508 engines are considered the some of the most robust ever built.

An extensive list of improvements and upgrades is available upon request. It is safe to say that every aspect of Buckpasser from a mechanical, structural and cosmetic standpoint has been attended to in keeping with the highest standards of seaworthiness, safety and owner comfort.

The owner intends to keep their personal effects, artwork, and valuable antiques.

A list of exclusions is available upon Request

---

## Exclusions

---

Owner's personal belongings.

---

## Disclaimer

---


The Company offers the details of this vessel or yacht in good faith but cannot

guarantee or warrant the accuracy of this information nor warrant the condition of the vessel. A buyer should instruct his representatives, agents, or his surveyors, to investigate such details as the buyer desires validated. This vessel or yacht is offered subject to prior sale, price change, or withdrawal without notice.


# PHOTOS

---

**Running 1**



**Running 2**



**Running 3**



**Aft Deck Bar**




**Aft Deck Bar from Behind the Bar**



**Wheelhouse Sette Long View**




**Bar**



**Aft Salon Starboard**




**Aft Deck Settee with Tables and Chairs**




**Dining Salon Looking Aft**




**Dining Room**



**Salon looking Stbd Fwd**




**Salon Looking from Aft Door to Stbd**




**Library with Chairs**



**Top Deck Bar**



**VIP Guest (from entry door)**




**Port Guest Stateroom**



**Stbd Twin Guest Vanity**




**Master from entry door alt view**




**Master Vanity**



**Master shower**




**Captain's Cabin**



**Galley**



**Laundry (Lower Deck)**






**BRIDGE DECK**



**MAIN DECK**



**LOWER DECK**



# CONTACTS

---

Andrey Shestakov, leading yacht broker of the sales department of Shestakov Yacht Sales Inc. Shestakov Yacht Sales Inc., the official representative of the Miami/Fort Lauderdale FL headquarters.

## Contact details

---

Email: **andrey@shestakovyachtsales.com**

Web: [shestakovyachtsales.com/en/](http://shestakovyachtsales.com/en/)

## Telephones

---

USA: **+1(954)274-4435**

## Office hours

---

Monday – Saturday: **9:00 - 21:00** EDT

Sunday: **closed**

## Address

---



Harbour Towne Marina, 850 NE 3rd St, STE 213, Dania, FL 33004