

BUCKPASSER — HITACHI ZOSEN



Судостроитель: [Hitachi Zosen](#)

Год постройки: 1985

Модель: Моторная яхта

Цена: ЦЕНА ЯХТЫ ПО ЗАПРОСУ

Местонахождение: United States

Длина общая: 120' 0" (36.58m)

Ширина: 25' 4" (7.72m)

Макс. осадка: 7' 2" (2.18m)

Крейс. скорость: 10 Kts. (12 MPH)

Макс. скорость: 12 Kts. (14 MPH)

Купить **Buckpasser — Hitachi Zosen** а также выбрать подходящую вам яхту из нашего **каталога яхт** вам поможет опытный яхтенный брокер Андрей Шестаков. На сегодняшний день компания **Shestakov Yacht Sales Inc.** имеет большое количество яхт в **собственном списке продаж**, а также тесно сотрудничает со всеми крупными **яхтенными производителями** по всему миру.

Для того чтобы купить яхту **Buckpasser — Hitachi Zosen** а также проконсультироваться по любому вопросу связанному с покупкой, продажей, чартером яхт позвоните по телефону **+7(918)465-66-44**.

ОГЛАВЛЕНИЕ

ОГЛАВЛЕНИЕ	2
ХАРАКТЕРИСТИКИ	4
Обзор	4
Основная информация	4
Размеры	4
Скорость, вместимость и масса	5
Размещение	5
Корпус и палуба	5
ПОДРОБНОЕ ОПИСАНИЕ	6
History	6
Vessel Walkthrough	6
Tenders	9
Bridge Electronics & Equipment	9
Engine Room	11
Tanks	12
Broker Remarks	12
Исключения	12
Отказ от ответственности	12
ФОТОГРАФИИ	14
Running 1	14
Running 2	14
Running 3	14
Aft Deck Bar	14
Aft Deck Bar from Behind the Bar	14
Wheelhouse Sette Long View	14
Bar	14
Aft Salon Starboard	14
Aft Deck Settee with Tables and Chairs	15

Dining Salon Looking Aft	15
Dining Room	15
Salon looking Stbd Fwd	15
Salon Looking from Aft Door to Stbd	15
Library with Chairs	15
Top Deck Bar	15
VIP Guest (from entry door)	15
Port Guest Stateroom	16
Stbd Twin Guest Vanity	16
Master from entry door alt view	16
Master Vanity	16
Master shower	16
Captain's Cabin	16
Galley	16
Laundry (Lower Deck)	16
BRIDGE DECK	17
MAIN DECK	17
LOWER DECK	17
КОНТАКТЫ	18
Контактная информация	18
Телефоны	18
Время работы	18
Адрес	18

ХАРАКТЕРИСТИКИ

Обзор

BUCKPASSER was conceived and built to travel comfortably to remote parts of the world in pursuit of unspoiled fishing and hunting areas while maintaining yacht standard service for her owners and guests. To accommodate the broad range of crew expertise needed to handle the sporting, dining and travel requirements of eight guests, the yacht's design incorporated proper quarters for eight crew, a unique specification for a vessel of this size as well as an oversized boat deck which could also accommodate a helicopter. She accomplished this mission over 30 years for 3 generations of family members and friends including ex-presidents, celebrities and dignitaries.

Основная информация

Тип судна: Моторная яхта

Подкатегория: Expedition

Модельный год: 1985

Год постройки: 1985

Страна: United States

Верх: Enclosed Pilothouse

Кубрик: Да

Размеры

Длина общая: 120' 0" (36.58m)

Ширина: 25' 4" (7.72m)

Макс. осадка: 7' 2" (2.18m)

Скорость, вместимость и масса

Крейс. скорость: 10 Kts. (12 MPH)

Дальность на крейсерской скорости: 4200

Макс. скорость: 12 Kts. (14 MPH)

Чистый вес: 269 Pounds

Вместимость воды: 3000 Gallons

Объем топливного бака: 13200 Gallons

Размещение

Всего кают: 4

Всего коек: 8

Спальные места: 8

Каюта капитана: Да

Каюты экипажа: 5

Койки экипажа: 8

Спальных мест экипажа: 8

Комм. состав экипажа: 5

Корпус и палуба

Материал корпуса: Aluminum

Материал палубы: Teak

Комплектация корпуса: Full Displacement

Дизайнер экстерьера: Jack Hargrave

ПОДРОБНОЕ ОПИСАНИЕ

History

BUCKPASSER is an iconic vessel which has had just two owners over her storied history. With multiple fishing world records, an envious global travel history, an uncompromising maintenance program, and the capability of supporting an onboard auxiliary fleet that can include a helicopter, sportfish boat, flat boats, jet skis, sailing tender, and more, there are few limits to the service of this extraordinary vessel. Her interior was completely refurbished in 2017 and virtually everything including, all furnishings, décor, wall coverings, floor coverings, overheads, and fixtures were replaced under the watchful eye of Dana Yacht Decor. The only original elements are the custom built-in teak cabinetry and bookcases in the staterooms and salons. Her mechanical systems were equally thoroughly upgraded and replaced to an extent that there is probably more new equipment than original at this point.

Vessel Walkthrough

Enclosed Aft Deck Salon:

Upon boarding Buckpasser you immediately enter the enclosed aft deck salon which has been completely renewed with teak decks, full bar, new cocktail table, tongue & groove overheads and more. The salon has teak decks with built-in L-shaped settee on the port side with matching chair and table settings. A full-service bar is situated to starboard with gloss varnished teak and Corian bar top with matching teak and stainless swivel bar stools. Small varnished teak consoles are built-in on both sides of the vessel and house the A/C system for this area. Doors to the walkaround decks are just forward of the varnished consoles, and large sliding glass windows give the space an open feeling.

Cockpit:

Buckpasser's transom is wide and has a large swim platform with a stout rub rail. There's a large, centerline towing buckle below the swim platform for towing. The transom door is on the port side, which gives access to the cockpit featuring massive teak covering boards, rod holders and a fighting chair on the starboard side. There are multiple deck hatches to access the live baitwells and lazarette.

Exterior Main Deck & Bow Area:

Buckpasser has walkaround covered teak decks. Her cap rails are thick and perfectly varnished, and the paint is in excellent condition. There are two massive Steen windlass winches to manage the ground tackle with ample shots of chain and an emergency

retrieval arm for both sides of the deck. Her bow is high and powerful, accented with a large burgee pole. A generous seating area exists on the forward part of the deckhouse, with spacious bosun lockers on either side.

Guest Cabins:

The four guest cabins are accessed downstairs through the starboard aft section of the main salon. The stairs turn toward the center of the yacht into a small common area outside the cabins. There are two generous mirror image cabins aft with a pair movable full-size beds in each, closets, built-in dressers and ensuite heads with showers. The two larger staterooms are forward and mirror imaged as well. Each has a wraparound counter with a built-in desk just inside each door, athwartship king sized beds and built-in side tables. Further forward in each cabin are three closets and an entrance to the large ensuite head and showers. The port stateroom is *varnished mahogany*, while the starboard stateroom is *painted light blue*.

Main Salon and Card Room:

From the aft deck, thick glass and stainless doors slide open to the large Main Salon, which has expansive windows on both sides, highlighted by varnished teak trim and crown moldings above. On the starboard portion of the vessel, a large buffet and dual bookcases split another window. A wall extends $\frac{3}{4}$ of the way out from the port side, which forms one side of the card room just forward of the Main Salon. There is a walkway down the starboard side that allows you to turn into this area or proceed to the Main Dining Room. The Card Room has a forward facing teak buffet with bookcase, while on the opposite wall facing aft is a bar with cabinets above. The bar has a sink, fridge, and icemaker that disappear when closed up. There is another set of big opening windows in this room, as well as a day head.

Formal Dining Room:

Further along the starboard walkway, there the formal Dining Room for 8 with identical built-in hutch/buffets on both sides. The buffets are full length, and the glass china cabinets split the large windows on both sides.

Crew Area:

Buckpasser was designed with excellent crew living and work areas. The on deck forward crew salon is well positioned and provides valuable functionality and separation of crew and owners. Everything forward of the dining area door is crew. A solid teak door on the starboard side brings you forward to the service end of the yacht. A narrow hallway extends athwartship to doors that open onto the walkaround decks. Immediately to starboard is the bridge deck stairway, to port is the galley, and further forward is the full beam crew lounge.

Galley:

The Galley is commercial grade which was completely rebuilt new in 2017. There are stainless steel counters throughout, commercial grade refrigerators, freezers and a large arrangement of Garland cooking equipment would please any chef.

Crew Lounge:

The Crew Lounge is full beam, forward of the Galley, and accessed down the hallway on the starboard side. There is a wraparound bench seat and tables with all the necessary equipment, including refrigerator, coffee machine, TV, water fountain, sink, etc. There is a pair of large windows on both sides of the lounge with hand cranks to open. This area could serve as a library, classroom, office or possibly even another guest stateroom.

Crew Cabins:

The "bridge deck" Captain's Cabin and the generous crew accommodations for up to 8 crew in 5 staterooms are remarkable for a vessel of her size.

Aft and starboard of the Crew Lounge are thick teak stairs leading down to the crew area. There is a large, double wide freezer at the bottom of the stairs, and this area opens into a full beam utility room with an ice machine, washer/dryer, utility sink and a counter with cabinets. A large floor hatch in the middle of the crew hallway gives access to dry storage, multiple tank tops, and other yacht related systems. There are five crew cabins on board, four in the crew area and a large captain's cabin on the bridge deck. The lower crew area has a centerline hallway to access the cabins. To starboard is a twin cabin with built-in dressers, closet, desk area, and private ensuite head. The portside cabin has twin bunks, built-in dressers, closet, nice desk, and private ensuite head. Forward is a small set of stairs up to two additional cabins, which are mirror images of each other. Both have twin bunks, built in dressers, closet, and head. These cabins share a centerline shower, which join the spaces in a reverse "U" shape. There is a ladder and escape hatch just outside of these cabins at the top of the access stairs. Below these stairs is another large dry storage area and access to the bow thruster.

Captain's Cabin:

On the starboard side of the bridge, you can walk aft into the navigation and captain's area. There is a large chart table and additional electronics to starboard, storage area with a gun locker aft, and the captain's cabin to port. The entire area is full beam and has opening windows on both sides. The captain has a generous cabin with built-in dressers, closets, big desk with bookcases above and a walk-in

head and shower aft.

Bridge:

The Bridge is located up the starboard stairway at the intersection of the galley, service hallway and just inside the dining room door. The stairs are made from thick teak boards and open up to a full beam bridge with access doors to starboard and port.

There is a large built-in red leather bench and a doorway to the chart room, gun closet, and captain's cabin.

Bridge & Aft Working Deck:

The bridge deck has a wraparound "Portuguese Bridge" with dual wing stations and white nonskid decks. A thickly varnished cap rail surrounds the entire deck. Walking aft on either side brings you to the tender deck. There are two deployment cranes for the tenders.

The Stack:

Outside and directly behind the bridge is a huge stack, which is one of Buckpasser's most notable features. The Stack exchanges air for the engine room and also has a large storage area accessed from the starboard side. The storage area is a walk-in and houses additional equipment, dryer, and other machinery. Immediately aft of the stack is an al fresco bar with bar stool seating affording 270° views and massive deck space when the tenders are launched.

Bridge Top:

A ladder on the port side of the tender deck gives you access to the roof of the bridge. The area has nonskid paint, a huge storage box for fishing rods and tackle, as well as an ingenious helm station module, which provides a 360 degree view of the yacht for docking or tight quarter maneuvering.

Tenders

14' AB aluminum RIB w/ 40 hp Evinrude E-Tec 2019

18' AB aluminum RIB w/90 hp Evinrude E-Tec 2017

Bridge Electronics & Equipment

Mathers Controls - for all gear and throttle mechanisms

Mathers Slip Clutch & Combined Controls

PLATH Tiller Control - Navguide F

Wagner Rudder Angle Gauge

Furuno RD 30 GPS

Furuno AIS FA100

Techsonic SPG015

VHF Aircraft Radio

Furuno Hailer (Engine room, Cockpit, Bow, etc.)

Horizon GX5000S VHF

ICOM ICM126DSC VHF

(2) Furuno Marine Radar RPU013 25KW

16" Furuno Radar Display

19" Furuno Radar Display

CPLATH - Compass Type 2628

CPLATH - Gyro & Magnetic - Autopilot System

Sperry Navipilot 4000

Transas Navi Sailor 4000

Nobletec TimeZero

NCS - Tach II - National Control Systems - Tachometer

GPS - Garmin 6208

Danforth - Constellation Compass

Furuno - FCV1200L Sounder

Furuno Single Side Band FS5000

RH Marine Shipboard Monitoring System

Trackvision - KVF SAT TV, WiFi, Telephone

(2) Telephone Systems - Iridium & KVH

Furuno NX500

Navtex Receiver

Iridium Handheld Phones (3)

Engine Room

CAT 3508 Engines completely rebuilt 2018

(2) CAT 3306T 135KW Generators completely rebuilt 2018

Naiad 402 Stabilizers with 16 sq. ft fins

Haldex hydraulic pump (Starboard Engine)

(2) Matrix water makers 1500 gallon/day,

(2) 32 & 12V Battery Chargers

Standard Fire Suppression System

(2) Banks of 32V Batteries

(2) Banks of 12V Batteries

Sentry Battery Chargers

(4) A/C 5 Ton Units - MarineAir, completely rebuilt

(2) x 90 gallons tanks of new lube oil

(1) 100 gallon tank for used lube oil

Trochoid lube oil pumps

(2) Burks fresh water pumps

Grayco Black water pump

Grayco gray water pump

Burks fire & emergency pumps

Fuel Transfer Pump - Tokico

(2) Dayton Speedaire Air Compressors (Toilets, Airhorn & Fittings)

Automax - Flapper wet/dry exhaust system - Butterfly Valve

Electrical System 208/240 100AMP, 200AMP 60 cycle, 3-phase

Custom Electrical Surge Protection System

(2) eight person liferafts

Tanks

(2) 2000 gallon freshwater tanks (forward)

(1) 1000 gallon Freshwater tank (aft)

(1) 4000 centerline diesel tank

(2) 2800 gallon diesel tanks

(2) 1800 gallon optional diesel or aircraft fuel tanks

Fuel Burn 10 knots @850 RPM burns 30/gallons/hour (combined)

Broker Remarks

It is rare to find a vessel under 150' which offers the versatility and capability of BUCKPASSER. She was designed as a mothership to support expedition style excursions for weeks at a time. Modified to operate in a more traditional motor yacht role she can continue to serve as a luxury support vessel for an endless list of lifestyles such as sailing, surfing, scuba diving, kiteboarding, kayaking, etc. Her Caterpillar engines are detuned, and she cruises at 10.5 knots burning 30GPH giving her a 4000+ mile range. Her CAT 3508 engines are considered the some of the most robust ever built.

An extensive list of improvements and upgrades is available upon request. It is safe to say that every aspect of Buckpasser from a mechanical, structural and cosmetic standpoint has been attended to in keeping with the highest standards of seaworthiness, safety and owner comfort.

The owner intends to keep their personal effects, artwork, and valuable antiques.

A list of exclusions is available upon Request

Исключения

При продаже яхты исключаются личные вещи владельца.


Отказ от ответственности

Компания предоставляет описание судна или яхты добросовестно, но не может


гарантировать точность этой информации, а также не ручается за техническое состояние. Покупатель должен проинструктировать своих агентов или оценщиков исследовать представленную информацию более подробно, по собственному желанию. Продажа судна или яхты, изменение цены или снятие с продажи будет происходить без предварительного уведомления.

ФОТОГРАФИИ

Running 1




Running 2




Running 3



Aft Deck Bar




Aft Deck Bar from Behind the Bar




Wheelhouse Sette Long View




Bar



Aft Salon Starboard




Aft Deck Settee with Tables and Chairs




Dining Salon Looking Aft




Dining Room



Salon looking Stbd Fwd




Salon Looking from Aft Door to Stbd




Library with Chairs



Top Deck Bar



VIP Guest (from entry door)



Port Guest Stateroom



Stbd Twin Guest Vanity




Master from entry door alt view



Master Vanity




Master shower



Captain's Cabin



Galley



Laundry (Lower Deck)




BRIDGE DECK



MAIN DECK



LOWER DECK



КОНТАКТЫ

Андрей Шестаков (Andrey Shestakov) – ведущий яхтенный брокер отдела продаж яхт и судов компании Shestakov Yacht Sales Inc. Официальный представитель Shestakov Yacht Sales Inc. для русскоговорящих клиентов в центральном офисе компании в Майами/Форт Лодердейл/Флорида/США.

Контактная информация

Email: **andrey@shestakovyachtsales.com**

Web: shestakovyachtsales.com

Телефоны

Краснодарский край: **+7(918)465-66-44**

США, Майами, Флорида: **+1(954)274-4435**

Время работы

Понедельник – Суббота: **9:00 - 21:00** EDT

Воскресенье: **Закрето**

Адрес



Harbour Towne Marina, 850 NE 3rd St, STE 213, Dania, FL 33004