

ARCADIA



Year Built: 2014

Model: Cruising Yacht

Price: PRICE ON APPLICATION

LOA: 51' (15.54mm)

Beam: 14.66

Max Draft: 4' 1" (1.24mm)

Our experienced yacht broker, Andrey Shestakov, will help you choose and buy a yacht that best suits your needs **Arcadia** — n/a from our catalogue. Presently, at Shestakov Yacht Sales Inc., we have a wide variety of yachts available on our sale's list. We also work in close contact with all the big yacht manufacturers from all over the world.

If you would like to buy a yacht **Arcadia** — n/a or would like help answering any questions concerning purchasing, selling or chartering a yacht, please call **+1(954)274-4435**

TABLE OF CONTENTS

TABLE OF CONTENTS	2
SPECIFICATIONS	3
Overview	3
Basic Information	10
Dimensions	10
Speed, Capacities and Weight	10
Accommodations	10
Hull and Deck Information	10
PHOTOS	11
CONTACTS	18
Contact details	18
Telephones	18
Office hours	18
Address	18

SPECIFICATIONS

Overview

Additional Specs, Equipment and Information: Specs Builder: Sea Ray Designer: Sea Ray Flag of Registry: United States Hull Shape: Semi-Displacement Dimensions LOA: 51 ft 0 in Beam: 14 ft 8 in Maximum Draft: 4 ft 1 in Deadrise: 19 ° at Transom Dry Weight: 43700 lbs Engines Engine 1: Engine Brand: Cummins Year Built: 2014 Engine Model: QSC 550 Engine Type: Inboard Engine/Fuel Type: Diesel Location: Starboard Engine Hours: 580 Drive Type: Pod Drive Engine Power: 540 HP Engine 2: Engine Brand: Cummins Year Built: 2014 Engine Model: QSC 550 Engine Type: Inboard Engine/Fuel Type: Diesel Location: Port Engine Hours: 580 Drive Type: Pod Drive Engine Power: 540 HP Tanks Fresh Water Tanks: (110 Gallons) Fuel Tanks: (400 Gallons) Holding Tanks: (60 Gallons) Accommodations Number of cabins: 2 Number of heads: 2 Electronics TV set Radar Plotter Depthsounder DVD player Radio Autopilot Cockpit speakers CD player Compass Log-speedometer GPS VHF Inside Equipment Deep freezer Air conditioning Microwave oven Refrigerator Hot water Heating Electric bilge pump Battery charger Marine head Electrical Equipment Shore power inlet Generator

Manufacturer Provided Description

The 510 Sundancer features large hull windows and graceful hull & deck lines, an enclosed cockpit Sunroom with two retractable sunroofs and a pivoting double helm seat for enhanced sociability. The mid master indulges owners with new fabric and finish packages, and separate head and shower compartments. A gourmet galley and plush sofa round out the rewards in the main cabin in an naturally lit atrium type environment.

Key Features

- Optional Zeus® propulsion with helm joystick & Skyhook® station keeper
- Climate-controlled cockpit sunroom
- Fiberglass hardtop w/pneumatic sunroof
- Standard generator with sound shield.
- Ultraleather™ standard on all interior seating
- Harman Kardon stereo with CD player and iPod® connector.
- Bose Surround sound
- Standard LCD flatscreen TV with DVD in salon.

Air Conditioning / Heating

- Custom Integral Vent System
- Zone-Controlled Reverse-Cycle System (27,000 BTU) Upper Sunroom
- Zone-Controlled Reverse-Cycle System (32,000 BTU) Lower Cabin

Cabin Features

- Blinds, Silver Alloy
- Carbon Monoxide Monitors
- Carpet - Marine Grade
- Carpet Runners, Interior
- Curtains & Drape Trim
- Handrails
- Lighting, 12V Indirect
- Lighting, 12V Main - Overhead
- Outlet & Switch Plates - Polished Nickel Finish
- Outlets, 120V GFI Protected
- Outlets, 12V Accessory
- Pillows, Accent
- Wood Interior Finish - Cherry, Walnut or Rift Oak

Canvas (Sunbrella)

- Aft Curtain
- Canvas Colors - Blue, Black or Taupe
- Windshield Cover

Certifications

- Meets Applicable USCG & ABYC Standards
- NMMA Yacht Certification

Cockpit Features

- Beverage Holders (4)
- Carpet Liner, Snap-In - Cockpit
- Door, Transom
- Handrails, 316 Stainless Steel
- Hatch, Engine Service
- Lighting, Indirect
- Outlet, 120V GFI Protected
- Seating, U-Shaped
- Ship's Bell
- Steps, Boarding
- Table, Cockpit

Control Station

- Alarms, High-Water: Bilge & Cabin

- Battery Parallel Switch - Engines
- Compass, Dash
- Dash, Gel Coated
- Horn, Air - (Concealed) Dual Trumpet
- Instrument Panel: High-Gloss
- SmartCraft Diagnostics
- SmartCraft Digital Throttle & Shift (DTS)
- SmartCraft VesselView Display
- Steering, Power w/Tilt Wheel
- Switch Panel: High Gloss (Backlit)
- Switches, Illuminated
- Windshield Defrosters

Electrical Systems

- Batteries, 8-D
- Battery Charger/Converter, 120V/50 Amp/12V
- Battery Switches
- Cable TV System
- Enclosure, Weatherproof Main Solenoid Disconnect w/Composite Enclosure
- Panel DC Circuit Breaker - Remote
- Panel, DC Main Breaker
- Panel, Main Distribution - AC
- Shore Power, Cablemaster
- Transformer, Shore Power Isolation
- Transformer, Shore Power Isolation - 240V/50 Amp
- Wiring, Color-Coded

Electronics

- Electronics Circuit, 12V/50 Amp
- VHF Radio
- Raymarine Hybrid touch (2)
- Raymarine Open Array Radar

Engine Room

- Bilge Pumps, 12V
- Bilge Pumps, 12V Automatic (3)
- Blowers, 12V Bilge (2)
- Exhaust, Wet w/ Dual Stage Lift Mufflers
- Fire Suppression system - FM200 - Automatic
- Gel-Coated Engine Room
- Insulation, Engine Room - 2"

- Ladder, Stainless Steel
- Lighting, 12V
- Oil Changer System - Engines & Generator

Forward Stateroom

- Bed, Full-Size Island Style w/Electrically Actuated Extension & Posturepedic Backrest; Elastic Foam Mattress & Drawer Storage Below
- Door, Privacy
- Flooring, Wood
- Hanging Lockers, Mirrored (2), Cedar Lined w/Lights & Shelves
- Headboard, Lattice Style (Rope Locker Bulkhead)
- Storage, Side Shelves

Forward Stateroom Head / Shower

- Bathroom Tissue Holder
- Curtain, Shower
- Door, Privacy
- Flooring, Tile
- Handrails, Stainless Steel
- Head, VacuFlush®
- Power Vent, 12V
- Robe Hook
- Shower w/ Seat & Adjustable Shower Wand
- Storage, Medicine Cabinet - Mirrored
- Towel Bar
- Towel Cabinet
- Towels - Sea Ray
- Vanity w/Solid-Surface Countertop, Vessel Sink, Grohe Faucet & Storage Below

Fuel System

- Diesel Fuel System - Electric w/Transfer Pump
- Fuel Filters
- Fuel Lines (USCG - Type A-1)
- Fuel Tanks, Aluminum

Galley

- Coffeemaker, 120V
- Countertop, Solid-Surface w/Stainless-Steel Sink, Single-Lever Faucet & Sink Cover
- Handrail, Stainless Steel
- Microwave/Convection Oven

- Power Vent, 12V: w/Stainless Steel Grill
- Refrigerator/Freezer, Upright w/Stainless-Steel Front - Dual Voltage 120V/12V
- Storage, Drawers
- Storage, Upper & Lower
- Stove, Two Burner (Recessed to flush PUPS) 120V
- Trash Receptacle

Generator

- 11.5 kW Onan Diesel (120/240V/60 Cycle)

Hull & Deck Features

- Bottom Paint
- Bow Rail
- Cleats, Custom Sea Ray (8) Thru-Bolted Stainless Steel
- Deck Fill Plates
- Deck Rails
- Gel Coat, Arctic White
- Graphics, Striping
- Handrails, 316 Stainless Steel
- Hatch, Deck Vent
- Hull Windows, 2 Large - Fixed Smoked Acrylic
- Lights, Navigation
- Portlights, Stainless Steel (6)
- Resin, High-Performance Vinylester
- Rub Rail, PVC w/Stainless Steel Insert
- Storage, Transom Wall
- Stringer System, Fiberglass
- Swim Platform, Bolt-On w/Concealed Stainless-Steel Four-Step Swim Ladder w/Integral Grab Handle
- Thru-Hull Fittings Stainless Steel
- Vent System, Engine Room
- Windshield Washer System
- Windshield Wipers: w/Delay & Speed Control
- Windshield, Tempered/Tinted Curved Glass w/Aluminum Frame

Mid Master Stateroom

- Bed, Queen Size w/ Innerspring Mattress, Pillows, Sheets & Coordinated Spread, & Storage Below
- Door, Privacy w/Full Length Mirror
- Flooring, Carpet
- Hanging Locker, Cedar Lined w/Light

- Hull Windows - Port & Stbd
- Mirror, Wall Accent
- Nightstands, Built-In w/Countertops
- TV, Flatscreen w/ DVD Player
- Harman Kardon stereo w/ Bose Surround Sound

Mid-Stateroom Head/Shower

- Bathroom Tissue Holder
- Curtain, Shower
- Door, Privacy - Mirrored w/Access from Mid-Stateroom
- Flooring - Tile
- Handrail, Stainless Steel
- Head, VacuFlush®
- Power Vent, 12V
- Robe Hook
- Shower
- Storage, Medicine Cabinet: Mirrored
- Towel Bar
- Towels - Sea Ray
- Vanity w/Solid-Surface Countertop, Vessel Sink, Grohe Faucet & Storage Below

Propulsion

- Twin Cummins QSC 550 Zeus Drives w/ Joystick

Salon

- Entertainment Center Gaming System Port, MP3 Port w/12V Outlet, Stereo, Sirius Satellite Receiver w/Antenna, 6-Disc Changer, Amplifier, Speakers (4), iPod Interface w/Docking Station, Storage Cabinet - CD & Videotapes, TV, Flatscreen LCD (120V) w/Remote DVD Player
- Mirror, Wall Accent
- Seating, L-Shaped Sofa: w/Pull-Out Bed (Ultraleather HP)
- Steps, Entryway - Alum w/ Wood Treads
- Storage, Gunwale Cabinets

Sunroom Features

- Beverage Holders (2)
- Door, Sunroom Entry w/Aluminum Powder Coated Frame & Tempered/Tinted Glass (Sliding & Lockable)
- Hardtop, Fiberglass w/Pneumatic Retractable Sunroof & Overhead Lighting
- Lighting, Indirect LED

- Outlet, 120V GFI Protected
- Outlet, 12V Accessory
- Refrigerator, 120V, Stainless-Steel Drawer Style
- Seating, Pivoting Helm (2) w/Armrest, Reclining Backrests, Teak Footrests, Heavy-Duty Adjustable Pedestals
- Table, Sunroom - High Gloss Wood
- Wet Bar w/ Sink, Faucet, Solid-Surface Countertop, Stainless Steel Handrail, Trash Receptacle, & Storage Cabinet

Underwater Gear

- Trim Tabs, Hydraulic
- Zeus Drives

Waste Systems

- Common Drain System
- Head System, VacuFlush
- Holding Tank
- Holding Tank Level Indicators
- Sump Box

Water System

- Freshwater Washdown Spigots
- Manifold System
- Pressure Water System
- Shower, Cockpit
- Water Heater (11-Gallon)
- Water Inlet, Dockside

Windlass System

- Anchor Chute: Stainless Steel
- Anchor Rope/Chain Storage (2): w/Hatches
- Anchor Washdown Spigot
- Anchor, Galvanized
- Windlass, Rope/Chain: w/Foot Switches

A brief statement:

Not all accessories shown or described herein are standard equipment or even available as options. Some features and options may not be available when a boat is built for outside North America and/or has CE Certification. Options and features are subject to change without notice.

Not all model-year boats may contain all the features or meet the specifications described herein. Confirm availability of all accessories and equipment with an authorized Sea Ray dealer prior to purchase.

Basic Information

Category: Cruising Yacht

Sub Category: Cabin Cruiser

Model Year: 2014

Year Built: 2014

Dimensions

LOA: 51' (15.54mm)

Beam: 14.66

Max Draft: 4' 1" (1.24mm)

Speed, Capacities and Weight

Water Capacity: 110 Gallons

Holding Tank: 60 Gal Gallons

Fuel Capacity: 400 Gal Gallons

Accommodations

Total Cabins: 2



Total Heads: 2

Hull and Deck Information

Hull Material: Fiberglass


Hull Configuration: Semi-Displacement

PHOTOS















CONTACTS

Andrey Shestakov, leading yacht broker of the sales department of Shestakov Yacht Sales Inc. Shestakov Yacht Sales Inc., the official representative of the Miami/Fort Lauderdale FL headquarters.

Contact details

Email: andrey@shestakovyachtsales.com

Web: shestakovyachtsales.com/en/

Telephones

USA: +1(954)274-4435

Office hours

Monday – Saturday: **9:00 - 21:00** EDT

Sunday: **closed**

Address



Harbour Towne Marina, 850 NE 3rd St,
STE 213, Dania, FL 33004