

3500 PROLINE — PRO-LINE



Builder: PRO-LINE

Year Built: 2006

Model: Walkaround

Price: PRICE ON APPLICATION

Location: United States

LOA: 35' 0" (10.67m)

Beam: 12' 6" (3.81m)

Cruise Speed: 26 Kts. (30 MPH)

Max Speed: 35 Kts. (40 MPH)

Our experienced yacht broker, Andrey Shestakov, will help you choose and buy a yacht that best suits your needs **3500 Proline — PRO-LINE** from **our catalogue**. Presently, at **Shestakov Yacht Sales Inc.**, we have a wide variety of yachts available on **our sale's list**. We also work in close contact with all the big **yacht manufacturers** from all over the world.

If you would like to buy a yacht **3500 Proline — PRO-LINE** or would like help answering any questions concerning purchasing, selling or chartering a yacht, please call **+1(954)274-4435**

TABLE OF CONTENTS

TABLE OF CONTENTS	2
SPECIFICATIONS	4
Overview	4
Basic Information	4
Dimensions	4
Speed, Capacities and Weight	4
Accommodations	5
Hull and Deck Information	5
Engine Information	5
DETAILED INFORMATION	6
Electronics	6
Electrical System	6
Engine Room	6
Cockpit	6
Deck - Bow	7
Exclusions	7
Disclaimer	7
PHOTOS	8
Profile	8
Cockpit	8
Cockpit- Fish/Wells	8
Cockpit	8
Cockpit	8
Cockpit	8
Cockpit	8
Helm	8
Helm	9
Helm Companion Seat	9

Helm Companion Seat	9
Cabin Entry	9
Helm- Electronics	9
Cabin	9
Dinette	9
Galley	9
Galley	10
Forward Berth	10
Aft Berth	10
Head	10
Shower	10
Generator	10
Engines- 250hp	10
Windlass	10
Bow	11
Port Bow	11
Port Profile	11
Port Profile	11
Stern Profile	11
CONTACTS	12
Contact details	12
Telephones	12
Office hours	12
Address	12

SPECIFICATIONS

Overview

This 2006 Proline 3500 Express is a hard-charging, fishing boat/ cruiser that blends modern styling with upmarket amenities, versatile layout. Highlights include large 45-gallon livewell, in-deck fishboxes, tackle storage center, dual washdowns, pop-up cleats, foldaway stern seat, L-shaped bridge-deck seating. Well-appointed interior with midship berth, enclosed head/shower, dinette, sleeps four. Note easy access to pumps, generator. Good helm visibility. Twin 250hp outboards.

Conveniently located and in Port Charlotte, FL. Call today for a showing appointment.

Basic Information

Category: Walkaround

Model Year: 2006

Year Built: 2006

Country: United States

Cockpit: Yes

Dimensions

LOA: 35' 0" (10.67m)

Beam: 12' 6" (3.81m)

MFG Length: 35' 0" (10.67m)

Speed, Capacities and Weight

Cruise Speed: 26 Kts. (30 MPH)

Max Speed: 35 Kts. (40 MPH)

Displacement: 14200 Pounds

Water Capacity: 60 Gallons

Holding Tank: 21 Gallons

Fuel Capacity: 320 Gallons

Accommodations

Total Cabins: 2

Total Berths: 2

Sleeps: 4

Total Heads: 1

Hull and Deck Information

Hull Material: Fiberglass

Engine Information

Engines: 2

Manufacturer: Mercury

Model: 250

Engine Type: Outboard

Fuel Type: Gas/Petrol

DETAILED INFORMATION

Electronics

- Raymarine C140 GPS/Chart Plotter, Fish Finder
- Standard Horizon VHF Radio with 8' Antenna
- Hydraulic Steering
- Stereo
- Electronic Engine Controls
- Trim Tabs
- Smart Craft Gauges

Electrical System

- 50 Amp Shore Power
- Port Battery
- Center Battery
- Starboard Battery
- House Battery Above Switches
- 4 Battery Charge Conditioning System
- 3 110 Volt GFI Outlets in Cabin
- 2 12 Volt Receptacles in Console
- AC/DC Panel
- 7.3Kw Kohler Generator – Rebuilt in 2018 with only 6 Hours
- 35 AMP Battery Charger
- Cable Outlet Next to Shore Power Outlet
- A/C and Heat

Engine Room

- Twin 250 4 Stroke Mercury with 410 Hours
- 7.3Kw Kohler Generator with 6 Hours

Cockpit

- Tackle Station
- 45 Gallon Livewell
- Wash-down
- Dockside and Overboard Discharge
- 3 Bilge Pumps

- 2 Fishbox Macerator Pumps
- Raw Water Wash-down Pump and Hose
- Hide-away Rear Seat
- Transom Door
- Swim Ladder

Deck - Bow

- 250 Feet Chain and Rode
- 25lb Plow Anchor
- Lewmar Electric Windlass
- Ground Tackle Locker
- 2 Each Fore Deck Hatches

Exclusions


Owner's personal belongings.

Disclaimer

The Company offers the details of this vessel or yacht in good faith but cannot guarantee or warrant the accuracy of this information nor warrant the condition of the vessel. A buyer should instruct his representatives, agents, or his surveyors, to investigate such details as the buyer desires validated. This vessel or yacht is offered subject to prior sale, price change, or withdrawal without notice.

PHOTOS

Profile



Cockpit




Cockpit- Fish/Wells



Cockpit




Cockpit



Cockpit



Cockpit



Helm




Helm



Helm Companion Seat




Helm Companion Seat



Cabin Entry




Helm- Electronics



Cabin



Dinette



Galley



Galley



Forward Berth



Aft Berth



Head




Shower



Generator



Engines- 250hp



Windlass



Bow



Port Bow




Port Profile



Port Profile



Stern Profile



CONTACTS

Andrey Shestakov, leading yacht broker of the sales department of Shestakov Yacht Sales Inc. Shestakov Yacht Sales Inc., the official representative of the Miami/Fort Lauderdale FL headquarters.

Contact details

Email: **andrey@shestakovyachtsales.com**

Web: shestakovyachtsales.com/en/

Telephones

USA: **+1(954)274-4435**

Office hours

Monday – Saturday: **9:00 - 21:00** EDT

Sunday: **closed**

Address



Harbour Towne Marina, 850 NE 3rd St, STE 213, Dania, FL 33004