

## WINE DOWN — NEPTUNUS



**Builder:** NEPTUNUS

**Year Built:** 2004

**Model:** Motor Yacht

**Price:** PRICE ON APPLICATION

**Location:** United States

**LOA:** 70' 4" (21.44m)

**Beam:** 18' 11" (5.77m)

**Min Draft:** 5' 0" (1.52m)

**Max Draft:** 5' 2" (1.57m)

**Cruise Speed:** 26 Kts. (30 MPH)

**Max Speed:** 31 Kts. (36 MPH)

Our experienced yacht broker, Andrey Shestakov, will help you choose and buy a yacht that best suits your needs **WINE DOWN — NEPTUNUS** from our catalogue. Presently, at **Shestakov Yacht Sales Inc.**, we have a wide variety of yachts available on our sale's list. We also work in close contact with all the big **yacht manufacturers** from all over the world.

If you would like to buy a yacht **WINE DOWN — NEPTUNUS** or would like help answering any questions concerning purchasing, selling or chartering a yacht, please call **+1(954)274-4435**

---

# TABLE OF CONTENTS

---

TABLE OF CONTENTS	2
SPECIFICATIONS	4
Overview	4
Basic Information	4
Dimensions	4
Speed, Capacities and Weight	4
Accommodations	4
Hull and Deck Information	5
Engine Information	5
DETAILED INFORMATION	6
Accommodations	6
Main Salon	6
Galley & Dinette	6
Master Stateroom, Mid-Ship	7
VIP Stateroom, Forward	7
Twin Stateroom, Port	8
Flybridge Equipment	8
Flybridge Helm & Electronics	8
Deck Equipment	9
Aft Deck	10
Crew Quarters, Aft	10
Electrical Equipment	11
Engine Room / Mechanical Equipment	11
Exclusions	12
Exclusions	12
Disclaimer	12
PHOTOS	13
CONTACTS	18

---

Contact details	18
Telephones	18
Office hours	18
Address	18

---

# SPECIFICATIONS

---

## Overview

---

### Basic Information

---

**Category:** Motor Yacht

**Model Year:** 2005

**Year Built:** 2004

**Country:** United States

**Vessel Top:** Hardtop

**Fly Bridge:** Yes

### Dimensions

---

**LOA:** 70' 4" (21.44m)

**Beam:** 18' 11" (5.77m)

**Min Draft:** 5' 0" (1.52m)

**Max Draft:** 5' 2" (1.57m)

### Speed, Capacities and Weight

---

**Cruise Speed:** 26 Kts. (30 MPH)

**Max Speed:** 31 Kts. (36 MPH)

**Displacement:** 102000 Pounds

**Water Capacity:** 250 Gallons

**Holding Tank:** 185 Gallons

**Fuel Capacity:** 1400 Gallons

### Accommodations

---

**Total Cabins:** 3

**Sleeps:** 6

**Total Heads:** 3

**Crew Cabin:** 1

**Crew Berths:** 1

**Crew Sleeps:** 1

**Crew Heads:** 1

---

## Hull and Deck Information

---

**Hull Material:** Fiberglass

---

## Engine Information

---

**Engines:** 2

**Manufacturer:** Caterpillar

**Model:** 3412

**Engine Type:** Inboard

**Fuel Type:** Diesel

---

# DETAILED INFORMATION

---

---

## Accommodations

---

WINE DOWN is a well maintained 2005 70' Neptunus, perfect for an owner-operator with features like bow & stern thrusters, Naiad stabilizers, three control stations, 800 lb davit and additional tender storage on the swim platform. The flybridge houses her main helm station centerline with (3) Stidd helm chairs, and additional control stations to port and starboard of the helm. Entering the salon from the double sliding doors, you are greeted by a spacious and well-appointed main salon, which flows seamlessly through to the ample galley and forward oversized dinette. To starboard is another entry door to the wide walk around side deck for easily provisioning the vessel. Below deck you will find her three spacious staterooms, all with en-suite baths, to include a full beam master stateroom mid-ship, with private bath and walk-in cedar lined closet. A wet bar & built-in seating on the flybridge, along with teak dining table to comfortably seat (6) on the aft deck, and large upholstered sun pad on the bow provide ample al-fresco dining & lounging options on her exterior deck spaces. Powered by reliable twin Caterpillar 3412 engines, WINE DOWN also features twin Northern Light 25kW generators. Her walk-around decks, large, molded fiberglass & teak stairwells, multiple boarding gate options and hydraulic swim platform make boarding and handling WINE DOWN a breeze.

---

## Main Salon

---

- High gloss, cherry joinery cabinetry throughout
- Built-in leather sofa, port w/ storage below & (2) leather loveseats, forward & aft
- (2) Built-in high-glossy Cherry end tables to port
- (2) Custom upholstered barrel swivel chairs, stbd
- High gloss, circular cherry end table w/ pullout printer/electronics storage, stbd
- High gloss, cherry cocktail table
- Entertainment center w/ Samsung 42" LCD HD TV, Clarion Surround sound, Yamaha tuner, KVH Satellite TV
- Custom overhead soffit w/ Cherry wood & recessed lighting
- Bamboo wood flooring throughout w/ area rug
- Custom window treatments
- Recessed soft lighting throughout

---

## Galley & Dinette

---

- KitchenAid stainless steel refrigerator/freezer
- Bosch dishwasher

- Miele convection oven
- Miele induction stove
- GE Profile microwave
- Double stainless steel sink w/ Insinkerator garbage disposal & Grohe removable spray faucet
- Marble countertops throughout
- Tiled flooring in galley
- Built-in Burle & Cherry wet bar & buffet to stbd, w/ Kalamera (18) bottle wine cooler, KitchenAid wet cube icemaker, & built-in custom lofted storage
- Large, built-in custom upholstered C-shaped dinette w/ seating for (8), adjustable cherry dining table & storage below
- Stairwell to lower deck, port fwd

---

## Master Stateroom, Mid-Ship

---

- King sized berth w/ custom spread & upholstered headboard
- (2) Built-in high gloss nightstands w/ drawers & built-in lighting controls & outlets
- Mirrored bulkhead w/ high gloss & upholstered panels fwd & curved soffit w/ mirror & lighting overhead
- Entertainment center w/ Samsung 32" LCD HD TV, Direct TV receiver, & Clarion sound system, fwd
- Walk-in, cedar lined closet
- (3) Double door, cedar lined closets
- Large, built-in dresser, stbd
- Dresser w/ built-in custom upholstered settee, port
- Custom carpeting

### Master Bath:

- Marble, seamless glass enclosure shower
- Large, L-shaped vanity w/ built-in high gloss, cherry storage, mirrored medicine cabinets & marble countertops
- Marble tiling

---

## VIP Stateroom, Forward

---

- Queen sized berth w/ custom shams, upholstered headboard & storage drawers below
- Entertainment center w/ Sharp 15" HD TV, Direct TV receiver & Clarion sound system
- High gloss, cherry storage cabinets throughout
- Cedar lined closet to port
- Custom carpeting

- Private bath w/ marble countertop vanity, mirrored medicine cabinet, shower enclosure w/ glass door, Headhunter head & marble tiling

---

## Twin Stateroom, Port

---

- Twin berths w/ custom shams, upholstered headboards, mirrored bulkhead & storage drawers below
- High gloss, cherry nightstand w/ drawers & custom lamp
- Entertainment center w/ Sharp 15" HD TV, Direct TV receiver & Clarion sound system
- High gloss, cherry storage cabinets
- Double door, cedar lined closet to port
- Custom carpeting
- En-suite bath w/ marble countertop vanity, mirrored medicine cabinet, shower enclosure w/ glass door & Headhunter head, custom wallpaper, marble tiling & extra door to lower companionway

Companionway:

- Extra entry into Twin en-suite, for day head access
- Walk-in laundry room w/ Whirlpool washer & dryer, ample storage & oak laminate flooring

---

## Flybridge Equipment

---

- Access from aft deck via molded fiberglass & teak stairwell
- Built-in curved seating to port w/ upholstered cushions, storage below & cover
- (2) Teak tables
- Fiberglass hardtop w/ stainless steel supports, ventilation hatch & overhead lighting
- Ising Glass clear vinyl enclosure
- Wet bar w/ Corian countertop, raised teak bar top, Kenyon BBQ grill, stainless steel sink, storage cabinets, KitchenAid refrigerator & (4) upholstered bar stools
- Swivel mount Vizio 42" HD TV & Direct TV receiver, above bar
- Marquipt 800 lb. davit
- (2) A/C units
- EPIRB
- Courtesy lighting

---

## Flybridge Helm & Electronics

---

- (3) Stidd helm chairs



- Tinted stainless steel framed Venturi windscreen
- Garmin 7616 GPS plotter
- Raymarine autopilot
- Raymarine ST60 digital depthfinder
- Start/stop buttons & key switches
- Side power integrated bow & stern thruster controls
- (2) ACR Pointpad spotlight controls
- Fireboy engine override control panel
- Fusion stereo system
- Icom M602 VHF w/ DSC
- Bennett trim tab controls
- Fusion stereo speakers throughout
- 12 Volt flybridge panel w/ (30) breaker protected circuits & digital volt/amp meter
- 120V GFCI outlet
- 120V outlet
- (6) Bilge pump indicator lights
- Windlass controls
- Blower controls
- Ritchie 5" magnetic compass
- Naiad stabilizer controls
- Helm cover

## Deck Equipment

---

- Full walk-around decks
- Raised bulwarks w/ stainless steel bow rails
- Bollard type cleats w/ hawse holes
- Recessed Maxwell 3500 windlass w/ fresh water wash down & up/down deck switches
- Hinged cover over anchor gear for safety
- Stainless steel anchor chute
- Bruce 11 lb anchor w/ all chain rode
- Lewmar deck hatch to anchor locker
- Upholstered bow sun pad
- Built-in deck box to port
- (2) Mid-ship boarding gates w/ doors & rail breaks
- Entry door to galley, stbd
- Black Textulene windshield cover for forward & side windshields
- (2) Bollard type springline cleats, port & stbd
- International navigation lights
- (8) Stainless steel framed oval cabin side windows, port & stbd
- Delta T type engine room air intakes
- ACR RCL 100 searchlight

- Hailer horn
- 6' Open array radar
- KVH Sat TV dome
- Garmin GPS & (2) VHF antennas
- (2) stereo speakers
- (2) Stainless steel trim overhead lights

---

## Aft Deck

---

- Teak decks
- Trend stainless trimmed tinted glass sliding entry door
- Built-in seating for (4) w/ upholstered cushions
- High gloss, teak table w/ maple inlay, al stainless steel pedestal & (3) teak chairs
- Samsung 32" HD TV
- Molded fiberglass & teak stairwell to flybridge w/ courtesy lighting, stbd
- (2) Aft deck boarding gates w/ doors & rail breaks
- (6) Overhead lights
- (2) Bollard type aft deck cleats
- Stereo speakers
- Stainless steel boarding gate to swim platform, stbd
- Molded fiberglass stairs to swim platform, stbd
- Integral teak swim platform
- Door to Crew Quarters & Engine Room
- Freshwater wash down
- Hot & cold shower
- (2) Stern cleats
- (2) Aft facing CCTV cameras
- (2) Stainless steel Boat Deck support poles
- (2) Stainless steel hoop rails
- 50 Amp 220 Volt cable master locker
- Marineco cable TV / phone inlet, port
- (5) LED step courtesy lights
- Full beam hydraulic tender platform raises above deck level for heavy seas
- 15' Walker Bay tender w/ 70HP Yamaha fourstroke
- Fusion 2 stage stereo speakers
- (2) Storage lockers, port & stbd

---

## Crew Quarters, Aft

---

- Accessed from swim platform door, just aft of Engine Room
- Queen berth w/ LCD TV, DVD & stereo
- Built-in desk w/ storage drawers

- Small refrigerator & microwave to port
- Crew head w/ Corian counter vanity, Raritan Atlantees head & stall shower

---

## Electrical Equipment

---

- (2) Northern Lights 25kW generators (Port: 3316 Hrs, Stbd: 3310 Hrs)
- 12/24 Volt DC Electrical system
- 110/220 Volt AC electrical system
- (4) 8D Batteries
- (2) 50 amp Glendinning shore cord retractors w/ 65' shore cords
- Charles 15 Amp battery charger
- Charles 30 Amp battery charger
- Mastervolt battery charger
- (2) Blue sea system battery cut off switches
- Parallels for house & engine batteries, & bow thruster
- Digital frequency meters

---

## Engine Room / Mechanical Equipment

---

- Twin Caterpillar 3412 main engines, 1400HP (Port: 2436 Hrs, Stbd: 2437 Hrs)
- (2) CruiseAir 72,000 BTU A/C chillers
- Naiad stabilizer
- Side Power 15HP bow & stern thrusters
- Sea Recovery 400 GPD watermaker
- Dual Racor 2020 fuel filters
- Teleflex Sea Star hydraulic steering w/ reservoir
- Firebox Halon system
- Reverso oil change system
- Bennett trim tabs
- Marquipt Tide Irde ladder w/ cork steps
- (2) Engine room blowers
- (2) Raritan hot water heaters
- (2) Grunfos house water pumps
- (2) Jabsco fuel transfer pumps
- Fuel priming pump
- 3" Main shafts replaced w/ higher quality stainless steel
- Dripless shaft seals
- (6) Rule bilge pumps
- Sea Land macerator pump
- Workbench w/ vise on top of port generator
- Spare props

---

## Exclusions

---

- All artwork onboard
- Owner's personal effects

---

## Exclusions

---

Owner's personal belongings.

---

## Disclaimer


---


The Company offers the details of this vessel or yacht in good faith but cannot guarantee or warrant the accuracy of this information nor warrant the condition of the vessel. A buyer should instruct his representatives, agents, or his surveyors, to investigate such details as the buyer desires validated. This vessel or yacht is offered subject to prior sale, price change, or withdrawal without notice.





---


# PHOTOS

---















# CONTACTS

---

Andrey Shestakov, leading yacht broker of the sales department of Shestakov Yacht Sales Inc. Shestakov Yacht Sales Inc., the official representative of the Miami/Fort Lauderdale FL headquarters.

## Contact details

---

Email: **andrey@shestakovyachtsales.com**

Web: [shestakovyachtsales.com/en/](https://shestakovyachtsales.com/en/)

## Telephones

---

USA: **+1(954)274-4435**

## Office hours

---

Monday – Saturday: **9:00 - 21:00** EDT

Sunday: **closed**

## Address

---



Harbour Towne Marina, 850 NE 3rd St, STE 213, Dania, FL 33004