

## DARLING BLUE — TAYANA



**Судостроитель:** TAYANA

**Год постройки:** 1990

**Модель:** Cutter

**Цена:** **ЦЕНА ЯХТЫ ПО ЗАПРОСУ**

**Местонахождение:** Grenada

**Длина общая:** 54' 0" (16.46m)

**Ширина:** 14' 3" (4.34m)

**Макс. осадка:** 7' 2" (2.18m)

Купить **Darling Blue — TAYANA** а также выбрать подходящую вам яхту из нашего каталога яхт вам поможет опытный яхтенный брокер Андрей Шестаков. На сегодняшний день компания **Shestakov Yacht Sales Inc.** имеет большое количество яхт в собственном списке продаж, а также тесно сотрудничает со всеми крупными яхтенными производителями по всему миру.

Для того чтобы купить яхту **Darling Blue — TAYANA** а также проконсультироваться по любому вопросу связанному с покупкой, продажей, чартером яхт позвоните по телефону **+7(918)465-66-44**.

# ОГЛАВЛЕНИЕ

ОГЛАВЛЕНИЕ	2
ХАРАКТЕРИСТИКИ	6
Обзор	6
Основная информация	6
Размеры	6
Скорость, вместимость и масса	6
Размещение	7
Корпус и палуба	7
Информация о двигателе	7
ПОДРОБНОЕ ОПИСАНИЕ	8
Accommodations	8
Ventilation & Insulation	8
Galley	9
Topsides	9
Electrical	9
Batteries	9
Engine Room	10
Generator	10
Navigation & Electronics	10
Steering System	11
Water Systems, Pumps & Tanks	11
Bilges	11
Decks	11
Mast & Rigging	11
Winches	12
Sails	12
Canvas	12
Solar Panels	12

Wind Generator	13
Anchoring	13
Safety	13
Dinghy & Davits	13
Additional Information	13
Refit 2018	14
Исключения	15
Отказ от ответственности	15
<b>ФОТОГРАФИИ</b>	<b>17</b>
BP150125-0190	17
BP150125-0170	17
Darling Blue_Saloon_2	17
Darling Blue_Saloon_1	17
Darling Blue FWD Bathroom with separate shower_2_WL	18
Darling Blue FWD Bathroom with separate shower_1_WL	18
Darling Blue FWD Cabin_view	18
Darling Blue FWD Cabin_WL	18
Darling Blue Master Cabin Bathroom with separate shower_1_WL	19
Darling Blue Master Cabin Bathroom with separate shower_2_WL	19
Darling Blue Master Cabin_1WL	19
Darling Blue Master Cabin_2	19
Darling Blue Master Cabin_3	20
Darling Blue STB Cabin_1_WL	20
Darling Blue STB Cabin_2_WL	20
Darling Blue_nav table	20
Darling Blue_Saloon_3	20
Darling Blue_Saloon_5	20
4197883_20130122133033_1_XLARGE	21
4197883_20130122133020_1_XLARGE	21

---

4197883_20130122133038_1_XLARGE	21
4197883_20130122133035_1_XLARGE	21
4197883_20130122133044_1_XLARGE	22
4701064_20140502105128166_1_XLARGE	22
4701064_20140502105131548_1_XLARGE	22
4701064_20140502105123467_1_XLARGE	22
4701064_20140502105132843_1_XLARGE	22
Darling Blue_Cockpit_1	22
Darling Blue_Cockpit_2	23
Darling Blue_Dinghy	23
Darling Blue_Haulout_3	23
Darling Blue_Haulout_4	23
Darling Blue_Haulout_6	23
Darling Blue_new Nasa Instruments_2	23
Darling Blue_Perkins 4236_1	24
Darling Blue_Perkins 4236_2	24
Darling Blue_Plotter C120_1	24
Darling Blue_Plotter C120_2	24
4197883_20130122133044_1_XLARGE	25
4701064_20140502105126660_1_XLARGE	25
4197883_20130122133207_1_XLARGE	25
4197883_20130122133210_1_XLARGE	25
4197883_20130122133213_1_XLARGE	26
4197883_20130122133218_1_XLARGE	26
4197883_20130122133220_1_XLARGE	26
4197883_20130208113110470_1_XLARGE	26
4197883_20130208120746576_1_XLARGE	26
4197883_20130208120749516_1_XLARGE	26
4197883_20130329095022386_1_XLARGE	27

---

---

4197883_20130329095028355_1_XLARGE	27
BP130416-0105	27
BP140311-0145	27
DSC01205	28
DSC01207	28
IMG_5096	28
Screenshot_2016-11-28-23-51-16	28
<b>КОНТАКТЫ</b>	<b>29</b>
Контактная информация	29
Телефоны	29
Время работы	29
Адрес	29

# ХАРАКТЕРИСТИКИ

## Обзор

*This is the on-deck length 52' Tayana Center Cockpit Cutter with an additional sugar scoop transom, giving her an over all length of 54'. Completely reconditioned, equipped and fully operational for either a charter business or living aboard in considerable comfort. The owners of "Darling Blue" currently split their time between a base in Grenada and cruising.*

*See "Refit 2018" section for detail on the latest refit, and full specifications for more on this beautiful vessel, with owner's comments included. Recent photos have been added, both under sail and of the interior and exterior. This is a fine vessel that has been consistently maintained and upgraded, plus she's already in great cruising grounds! Start your adventure now on this proven cruiser.*

## Основная информация

**Тип судна:** Cutter

**Подкатегория:** Center Cockpit

**Модельный год:** 1990

**Год постройки:** 1990

**Страна:** Grenada

**Верх:** Dodger

## Размеры

**Длина общая:** 54' 0" (16.46m)

**Длина по ватерлинии:** 42' 0" (12.80m)

**Длина палубы:** 52' 0" (15.85m)

**Ширина:** 14' 3" (4.34m)

**Макс. осадка:** 7' 2" (2.18m)

## Скорость, вместимость и масса

**Вместимость воды:** 792.516156 Gallons

**Объем топливного бака:** 475.5096936 Gallons

## Размещение

---

Всего кают: 3

## Корпус и палуба

---

Материал корпуса: Fiberglass

Материал палубы: Composite Fiberglass

Комплектация корпуса: Deep Fin

Отделка корпуса: Stainless Steel

## Информация о двигателе

---

Двигатели: 1

Производитель: Perkins Diesel

Модель: 4.236

Тип двигателя: Inboard

Тип топлива: Diesel

# ПОДРОБНОЕ ОПИСАНИЕ

## Accommodations

*From forward – A large V berth with massive stowage under. A large mirror and floor space for dressing. A door closes for privacy. Ventilation from the large deck hatch and a dorade vent. Forward cabin teak faced plywood sides had some damage from water ingress due to the previous owners neglect. In October 2013, we made good all leaks, cut out and replaced rotten parts and replaced with marine plywood and painted white to brighten the cabin. Kept teak trims varnished or bright.*

*Moving aft – starboard forward cabin. A double bed cabin. Large mirror and lockers. With sliding door. Good floor space. Forward Head and shower opposite starboard cabin. Wash hand basin and counter are in white Corian. 2010 new head and associated tubing all new. New teak seat. New sea cocks. Shower floor fiber glassed and painted cream. Moving aft into the large saloon area. Seating and table to starboard. Bookshelves and stowage under seats. Companionway steps in the center aft of the saloon. Saloon portside – Nav station and seat. With counter and teak lockers and drawers. Moving aft portside – large drinks cabinet and L shaped galley begins into the walk through for aft cabin. Galley operates both sides of the passageway. Aft into the beautiful spacious aft cabin. Mirrors everywhere. A King size bed with small cozy seat to starboard. A door to give privacy from the galley. A large mirror over the vanity. Starboard side enter the aft head with white Corian wash hand basin. A large full length mirror is on the back of the head door. Continue forward starboard side into the shower, with large linen locker. Continue forward into the generator room behind an insulated door, with storage shelves outboard and engine alternator access. Front end of the engine is accessible through companionway steps. Saloon cushions new Nov. 2010. All teak interior with a blend of teak faced plywood panels and solid teak trims. Teak and holly sole. New teak bookshelves in saloon. Teak table in saloon folds in half. Creating space. Seats 8 guests when open. The curved saloon seats are surprisingly comfortable to sleep in at sea when working watches.*

*HEADS. There are 2 heads and 3 showers. I made teak seats for the 2 heads. Head and separate shower portside fwd. Jabsco toilet new December 2010. Including plumbing and sea cocks. Aft head. Ensuite to aft cabin. New toilet Dec. 2010. Separate shower. Deck shower for when you come out the water at the aft swim platform. New control gate valve March 2014. New hose flex May 2014.*

## Ventilation & Insulation

*6 Lewmar deck hatches, all fwd facing, 1 large fwd cabin, 1 stb cabin, 2 in saloon, 2 in aft cabin. Some Hatches have canvas covers. 4 large dorades. 2 fwd, 2 in aft cabin. Aft cabin dorades are new SS June 2012. Opening portholes. 8 in total: 2 in fwd head, 2 in stb fwd cabin, 2 over galley,*



1 in stb ensuite shower/head and 1 in generator room. All windows have new curtains made from UV resistant material.

## Galley

---

Very large sea going galley. In the center of the vessel, on the port side in the passage to aft cabin. All work surfaces of off white Corian. Cooker. Gas. Gimballed. Force 10 gas gimballed stove/oven ... Aptly named ... We tested it in force ten in the N. Atlantic. Deep double sinks. FW and SW electric and foot pumps. Micro wave. replaced with electric oven. August 2013. Fridge/freezer. New Jan. 2011. Isotherm 12 volt, with Danfoss compressor, New Jan 2011. Space/box for dedicated freezer from old system is there. Future project. Needs new 12v air cooled compressor and condenser. i have the job all planned out. Space with insulated locker for additional freezer. Plenty of stowage space in numerous lockers. Gas bottles. One large aluminum and one large clear fiber glass. Both new Feb. 2012. New GRP bottle installed October 2013. Gas bottles stowed in aft deck locker. Sealed and vented.

## Topsides

---

TOPSIDES – WL to Caprail. Teak caprail, handrails, mouldings and trims sanded 2012 and cleaned every six months. Stern/transom swim platform painted white as above specs Jan. 2012. New letters/name and reg. designed and installed. Jan 2012. Topsides wet sanded to 1500 grit and buffed and polished. Jan 2012. And again November 2013. Swim platform has new Burmese teak 22mm decking installed. Jan. 2012. Swim ladder. Mounted on platform.

## Electrical

---

ELECTRICAL SYSTEMS. 12 VOLT. 220 and 110 vac - A lot of wiring and instrumentation has been renewed. With wire runs from panels, to switches and operating equipment renewed. New May 2014 port and stb sidelights installed. 12 vac Bilge pump auto system 3,500 gal capacity. New Oct. 2010 [Also hand bilge pump] 220 vac battery charger 2,500 watt inverter/charger.. we never use it but serviced and checked October 2013, works fine. Turn it on to help load the generator.

Micro wave was replaced March 2014 with a small 220 volt oven as gas oven creates excess heat into the boat. Microwave space is now better used as a locker. 220 v water heater. (we never use it). Disconnected, needs new element. Cabin lights are all 12 volt and some are new. 2012. November 2013 LEDS in galley installed. Stereo player. New Nov. 2010. New Marine speakers installed Feb. 2013.

## Batteries

---

*Domestic bank. – 6 12 volts x 1 cell x 910 amp hours each. Wet cell. Ultra deep cycle “off grid” SP batteries. Installed November 2010. They are matched to the Solar panels. And the wind generator. Engine start. 12 volt. 700 cranking amp. 65 amp. Serves Generator also and is recharged directly by it or from Perkins via x 4 way battery switches. Windlass battery 650 cranking amps. As an accumulator for the windlass with the engine running. New Oct 2012. Isolator and battery on/off switches installed March 2014.*

## Engine Room

*PERKINS – 4.236. 90 HP. With 3.1 reduction gearbox. Naturally aspirated. Engine room access , front access from behind companionway steps and panel. Port side via 2 large doors in Galley. Stern through and under the aft cabin vanity. Starboard via shower door in aft ensuite. Also through generator room. Engine room in insulated and works very well. [needs painting] Engine painted April 2014. Jabsco raw/salt water pump rebuilt, new bearings and ceramic seals. Nov. 2010. Engine lifted. April. 2011. New vetus flexible mounts installed. Engine re-aligned. April 2011 -Canaries, and again January 2012 with gearbox rebuild. - Venezuela Reduction gear removed and rebuilt with all new bearings and seals. April 2011. Canaries. New couplin flange made. Both couplin faces skimmed and leveled. All reset and lined up. April 2011. Perfect line is essential for these gearboxes. Canaries. Re-aligned January 2012. Hydraulic high pressure hoses replaced with new. April 2011. New 55 amp 12vac alternator with 100 amps inline fuse for battery protection installed. April 2011 Gearbox removed. January 2012. Venezuela. New hydraulic pressure pump installed. Jan 2012 New thrust washers, bearings and seals installed. Jan 2012 New Morse cables for throttle and gear selector. Jan. 2012*

## Generator

*GENERATOR. FISHER PANDA 6.5 KVA. NEW OCTOBER, 2010. [very low hours. ] Comes with electronic control pad. New exhaust run with new water traps and muffler. Accessed through aft head and shower.. Installed in the generator/engine room which is insulated. And this generator is in its own soundproof box, so its very quiet.*

## Navigation & Electronics

*NAVIGATION, ELECTRONICS. Chart plotter/GPS. Lowrance. 14” screen. Mounted in custom made box at the helm. Instruements. Nexus, wind [not working due to storm] echo sounder, log. (unused due to good GPS coverage) Autohelm 7,000. Servo motor for linear drive rebuilt December 2012. Garmin GPS 126 ... All above, in cockpit. At chart table – ICOM GP 360 ML. Not working. VHF – Uniden Polaris. SSB/ham – ICOM IC 725. Disconnected as we don't use it, have good wx from other sources. Also backstays are new and dont have insulators. Simply install insulators and antenna. EPIRB. Litton. With float ring. Port and starboard nav lights new May 2014.*

---

## Steering System

---

*STEERING SYSTEM. Overhauled and serviced. New steering 6mm x 7x19 SS cable, new SS chain over wheel sprocket, New cable tube covers/sheaths rigid flexible, new pvc ends fabricated and installed at quadrant and in engine room. Nov 2010 and reviewed June 2012. Reviewed and inspected again, November 2013.*

---

## Water Systems, Pumps & Tanks

---

*WATER SYSTEM PUMPS AND TANKS – All 3 SS tanks thoroughly cleaned and HP washed out. Oct. 2010. New filtration system installed for all outlets. Oct 2011 Various new hose runs. All hose clamps replaced as necessary. Nov. 2010. Redone 2014. New \$750 USD Seagull water purifying filter installed. February 2012. New 12 volt Jabsco fresh water pump installed November 2010. New Galley gusher foot pump, salt water in galley. Nov. 2011.*

---

## Bilges

---

*Thoroughly cleaned and checked Feb, 2011, June 2012. Sea cocks replaced as required or serviced June 2012. Again in haul out Nov. 2013.*

---

## Decks

---

*DECKS – Sides. Not cabin roof decks. Old decayed teak decks removed. 6 prismatic decklites removed and holes filled and faired. All holes in grp subdeck damage from fastenings made good. Filled and faired. 2 layers of bi-axle and several of CSM, laid with resin and filler as required to level decks out and restore to perfect condition and seal. [no leaks now] 3 coats of epoxy resin paint primer with 3 coats of polyurethane International. Non skid patches redesigned and painted as above with non skid in final 2 coats. Cabin front and cabin stern painted white as above. Then sanded to 1500 wet and buffed with machine and rubbing compound.*

---

## Mast & Rigging

---

*MAST and running rigging. Note owner is a professional rigger. New main halyard Jan 2011. New Spinnaker halyard Jan 2011. Genoa and staysail sheets new Jan 2011. April 2014. Bought new genoa sheets in white soft braidline from Bequia. \$306 USD. 150ft x 16mm. Slightly longer reaches the winchs better. Bit slippery at first but that will go with age and salty use. Mainsheet system upgraded for more purchase. Leads to either port or starboard winch at ends of main horse track/traveller. MAST – Standing rigging. Owner has made numerous modifications to the rig and now she sails and handles perfectly. All standing rigging {except backstays} replaced November 2012. All 1x19 SS with new turnbuckles. All Navtec. Forestay 14mm. Capshrouds 12mm Staysail stay. 10mm Intermediates 10mm Lowers 12mm Backstays*

10mm. Replaced Nov.2013. With 2 seperate backstays. Not a split backstay as per design original. 2 are Much stronger and safer. {SSB disconnected as no insulators where available. Simple to install in starboard backstay}.Backstay runners 10mm. New October 2013. Note: old black genoa sheets I used as the replacement backstay runners. But they are way too stiff and kink up. Intend to replace them with 14mm rope i have in stock.Chain plates inspected and one replaced. September 2012.New upper guardrail wire with white coating, 6mm SS wire part. December 2012. New lower wire installed October 2013.

## Winches

WINCHES Mast – Lewmar ST 43. 2 speed for main halyard. With lewmar rope brake to free up the winch.Lewmar ST 40. 2 speed for Genoa halyardLewmar ST 40 2 speed for reefingCockpit - 3 Lewmar ST 40's. 2 speed for reefing and genoa furling lines.Cockpit sheets – 2 Lewmar ST 46's. 2 speed for staysail sheets.2 lewmar ST 65's. 2 speed for genoa sheets2 lewmar ST 40's. 2 speed for main sheet and backstay runner tails.

## Sails

SAILS Genoa new April 2011. Roller furling. Triple stitched. Mainsail fully battered. 2003 3 reefs.Staysail. 2003. Hank onStorm gib. Hank on.

Sailing - As we are only sailing short passages at the moment we dont use the staysail much. which saves setting up the backstay runners unless its very windy. The balance and performance of the yacht with 2 reefs in the main and furling in or out the genoa works perfectly. shake the reefs out and suddenly you are on a different yacht. Under full sail in lighter winds, the performance is stunning.

## Canvas

CANVAS Spray hood, bimini, mainsail coat, all new Sunbrella. All removable quickly. New Jan .2011Modifications and improvements made, jan 2012.Stakpak for main installed with lazyjacks new Jan. 2012Spray hood new plastic December 2012. With new opening front and zips.Bimini - large side panels/curtains and aft x 2 curtains made and stitched to Bimini for extra shade and privacy. Can be used whilst sailing on longer tacks. All in light Fawn Sunbrella. They all roll up to Bimini roof. New plastic window in bimini top to view mast head and sails. All new August 2013.Cockpit custom made cushions new Jan 2012Helm/pedestal cover. New Dec. 2010.Hatches have covers in Sunbrella. {some lost in the wind by guests}

## Solar Panels

SOLAR PANELS. 2 New November 2010. 160 watts each. Side mounted each quarter on the

*pushpit with hinges in SS. They fold down out the way for coming alongside higher walls or boats..*

## Wind Generator

---

*WIND GENERATOR. SUPER WIND. RADAR. NEW NOVEMBER 2010. Mounted on a new [2010] SS pole on port quarter. [Between the Solar panels and the Superwind, all domestic power requirements are more than met. We never run the engine or the generator for charging purposes] Radar is mounted on the stb quarter on a matching SS pole.*

## Anchoring

---

*ANCHORING Chain - new March 2014. 3/8ths galvanised chain. 60 mtrs or 200 ft. Acco G4 HT.75lbs CQR45lbs CQR. Chain to rope scope. 3 strand terylene. Approx 250 ft. Extra chain in Lazzarette. Approx 20 mtrs and 15 mtrs. Windlass. Maxwell 2200. 12 volt. Complete rebuild of mechanical parts, bearing, seals, etc and electric motor, brushes etc. August 2012. New remote/telephone cable control. January 2014. {see notes below} NEW electric motor 2016. New 12 volt battery. 650 cranking amps for windlass. November 2012. Installed in fwd cabin under V berth. Acts as an accumulator with engine running for lifting anchor. New windlass battery disconnect switches installed Nov. 2012. additional isolator switch installed as above.*

## Safety

---

*SAFETY, LIFERAFT, FLARES ETC. Avon 6 man installed with ticket January 2010. {Expires 2014} Various Flares and pistol launchers new August 2012. 2 life ring horseshoes.*

## Dinghy & Davits

---

*DINGHY, DAVITS. O/B. Davits installed Jan 2012 New dinghy December 2012. AB Ali RIB. 8'6" O/B 5 HP. Tohatsu. New electronics March 2014.*

## Additional Information

---

*GENERAL INFO. AND OWNER COMMENTS Anti fouled July 2012. Again November 2013. Also Blue bootstripe painted 4 coats Interthane blue. Zincs July 2012. And again November 2013. Only 2 of 6. x 4 still good. Vessel is in constant use. We use her for light chartering. Only with us in full service mode. Meaning only we sail the boat. Guests assist a bit. We handle the vessel alone, just the 2 off us. Various large fenders, mooring warps etc. "Darling Blue" has an exceptionally large and beautiful aft cabin with ensuite heads and separate shower. There are no deck boxes. The decks are clean and clear. There are x 3 large lazzerettes in the aft deck with plenty of space for ships equipment. The 65 lewmar winches are very strong and even helpful*

mooring alongside. Or hauling crew up the mast. The cockpit is curvaceous and comfortable. A new burmese teak cockpit table. Jan.2012. Cockpit is deep and high combings so very dry. Its very easy to operate the vessel from here. The cockpit is not oversized. A real deep sea cockpit that makes you feel safe in any wx. Although called a center cockpit vessel, the cockpit is not too far fwd. The large aft deck is great for laying out or sitting and watching her go. Catching fish etc. We often sail upwind and up current in 15 – 20 knots with a short rough sea, at 7.5 knots. 2 reefs in the main, staysail and several rolls in the genoa. Or no staysail and more genoa. She is always fast and very steady. Her lovely long sweeping sheer with her long overhanging bow and raked stem with matching raking stern swim scoop, give the appearance of speed and elegance. After a day on the water, or weeks crossing oceans, or several hours spent on watch, the warm traditional interior makes “Darling Blue” a comfortable cruising home for real sailors. Displacing around 20 tons she is steady at anchor and has an easy motion at sea. Vessel was surveyed in December 2011. MARCH 2014 NOTES. All works/jobs have always been photographed and well documented and recorded with diamensions and data lists. A selection of plates, galley equipment, cutlery etc will be left aboard. Also a selection of bedding and towels. Anchor winch - it would be nice to have the remote plug-in in the fwd bulkwark with another plug-in in the plotter box at the wheel for helmsman solo lifting. There are deck switches installed in the deck for up and down. The cables are old and need replacement {on my futures list}. Guests kept standing on the deck switches despite protectors. I found they don't last long anyway. (switches and guests?) The remote is much better as one can move around and all connections are inside. Interior Varnish - Obviously an on going project for laid up months, but really, it looks good and gets compliments. I am a varnish perfectionist. There is some varnish damage in a few places due to the old leaking teak decks. It just needs stripping, bleaching and recoating. Companionway steps have been partly stripped but got a last minute booking before i could finish. Sailing - As we are only sailing short passages at the moment we dont use the staysail much. which saves setting up the backstay runners unless its very windy. The balance and performance of the yacht with 2 reefs in the main and furling in or out the genoa works perfectly. shake the reefs out and suddenly you are on a different yacht. Under full sail in lighter winds, the performance is stunning.

## Refit 2018

- Hull sanded to bare, 4 coats of gelcoat applied and hull buffed and polished
- New cove line and boot top
- Bottom heavy sanded and coated with hard Petit Pro antifoulant
- Sea cocks and several hoses replaced
- Cap rail removed, sanded and recaulked back down
- Swim platform teak decking recaulked and sanded, looks like new
- Teak cockpit table and teak companionway doors were stripped, sanded to perfect then 15 coats of varnish applied
- Topsides buffed and polished
- And more ...
  - Nov 2018. Brand new mainsail. Only been hoisted 5 times since sailing from Grenada

*to Martinique.*

*Crescent cut, heavy duty last forever cruising sail, made by Doyle, 9.6 oz at the luff/hoist then doubled for about 70% by the leach and foot. Short battens but top one is full 6ft long. 3 reefs. Its amazing to have a modern cut/made sail, like a new bigger engine. She sails even better now.*

- *Jan. 2019. New washing machine x 6 kilos. 220 volt, runs easily from the generator.*
- *Jan. 2019. Faucets replaced in fwd head sink and shower, aft head sink and deck shower.*
- *Nov. 2018. New 12" Raymarine plotter mounted at pedestal.*
- *Nov. 2018. New Nasa battery monitoring system*
- *Nov. 2018. New Nasa echo sounder.*
- *Nov. 2018. Various new seacocks / through hulls and hosing replaced.*
- *Jan 2019. New mainsheet winch*
- *Jan 2019. New bronze fairleads mounted on caprail quarters.*
- *Jan 2019. New SS bollards mounted for mooring ropes aft.*
- *Nov 2018. Rudder bronze Gland/stuffing box, stripped, cleaned, serviced, new packing.*
- *Nov 2018. Gearbox lifted, new ATF oil seals to input and output shafts [engine and couplin ends]*
- *Nov. 2018. New aft engine mounts.*
- *Engine re-aligned.*
- *May 2018. Hauled out, sprayed topside with 3 coats white Gelcoat and polished.*
- *4 x coats Petit AF to hull.*
- *Nov. 2018. New painted boot stripe and cove lines.*
- *Nov. 2018. Painted 4 x coats blue paint to Caprails and rubrails.*
- *Nov. 2018. New anchor chain. Italian made 4 G galvanised chain. 200ft. 10mm [3/8"]*
- *Nov. 2018. New 4mm plexiglass window in Bimini roof. Great idea, better than Eisen glass.*
- *Nov 2018, 8D 12 volt battery deep cycle dual system, for the domestic bank*

## **Исключения**

---

При продаже яхты исключаются личные вещи владельца.

## **Отказ от ответственности**

---

Компания предоставляет описание судна или яхты добросовестно, но не может гарантировать точность этой информации, а также не ручается за техническое состояние. Покупатель должен проинструктировать своих агентов или оценщиков исследовать представленную информацию более подробно, по собственному желанию. Продажа судна или яхты, изменение цены или снятие с продажи будет происходить без

предварительного уведомления.



# ФОТОГРАФИИ

BP150125-0190



BP150125-0170



Darling Blue\_Saloon\_2



Darling Blue\_Saloon\_1



**Darling Blue FWD Bathroom with separate shower\_1\_WL**




**Darling Blue FWD Bathroom with separate shower\_2\_WL**




**Darling Blue FWD Cabin\_view**



**Darling Blue FWD Cabin\_WL**



**Darling Blue Master Cabin Bathroom with separate shower\_1\_WL**



**Darling Blue Master Cabin Bathroom with separate shower\_2\_WL**



**Darling Blue Master Cabin\_1WL**



**Darling Blue Master Cabin\_2**




**Darling Blue Master Cabin\_3**



**Darling Blue STB Cabin\_1\_WL**



**Darling Blue STB Cabin\_2\_WL**




**Darling Blue\_nav table**



**Darling Blue\_Saloon\_3**



**Darling Blue\_Saloon\_5**



4197883\_20130122133033\_1\_XLARGE

4197883\_20130122133020\_1\_XLARGE



4197883\_20130122133038\_1\_XLARGE

4197883\_20130122133035\_1\_XLARGE



4197883\_20130122133044\_1\_XLARGE




4701064\_20140502105128166\_1\_XLARGE



4701064\_20140502105131548\_1\_XLARGE



4701064\_20140502105123467\_1\_XLARGE



4701064\_20140502105132843\_1\_XLARGE



Darling Blue\_Cockpit\_1



**Darling Blue\_Cockpit\_2**



**Darling Blue\_Dinghy**



**Darling Blue\_Haulout\_3**



**Darling Blue\_Haulout\_4**



**Darling Blue\_Haulout\_6**



**Darling Blue\_new Nasa Instruments\_2**



Darling Blue\_Perkins 4236\_1



Darling Blue\_Perkins 4236\_2



Darling Blue\_Plotter C120\_1



Darling Blue\_Plotter C120\_2





4197883\_20130122133044\_1\_XLARGE

4701064\_20140502105126660\_1\_XLARGE



4197883\_20130122133207\_1\_XLARGE



4197883\_20130122133210\_1\_XLARGE



4197883\_20130122133213\_1\_XLARGE



4197883\_20130122133218\_1\_XLARGE



4197883\_20130122133220\_1\_XLARGE



4197883\_20130208113110470\_1\_XLARGE



4197883\_20130208120746576\_1\_XLARGE



4197883\_20130208120749516\_1\_XLARGE



4197883\_20130329095022386\_1\_XLARGE



4197883\_20130329095028355\_1\_XLARGE



BP130416-0105



BP140311-0145



DSC01205



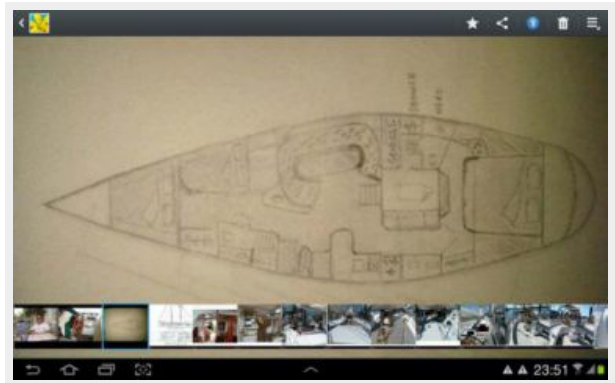
DSC01207



IMG\_5096



Screenshot\_2016-11-28-23-51-16



# КОНТАКТЫ

---

Андрей Шестаков (Andrey Shestakov) – ведущий яхтенный брокер отдела продаж яхт и судов компании Shestakov Yacht Sales Inc. Официальный представитель Shestakov Yacht Sales Inc. для русскоговорящих клиентов в центральном офисе компании в Майами/Форт Лодердейл/Флорида/США.

## Контактная информация

---

Email: [andrey@shestakovyachtsales.com](mailto:andrey@shestakovyachtsales.com)

Web: [shestakovyachtsales.com](http://shestakovyachtsales.com)

## Телефоны

---

Краснодарский край: **+7(918)465-66-44**

США, Майами, Флорида: **+1(954)274-4435**

## Время работы

---

Понедельник – Суббота: **9:00 - 21:00**  
EDT

Воскресенье: **Закрито**

## Адрес

---



Harbour Towne Marina, 850 NE 3rd St,  
STE 213, Dania, FL 33004