

GRAND LEGACY — AFFINITY YACHTS



Builder: AFFINITY YACHTS

Year Built: 2008

Model: Sport Fisherman

Price: PRICE ON APPLICATION

Location: United States

LOA: 90' 0" (27.43m)

Beam: 23' 0" (7.01m)

Min Draft: 5' 9" (1.75m)

Max Draft: 6' 0" (1.83m)

Cruise Speed: 27 Kts. (31 MPH)

Max Speed: 29 Kts. (33 MPH)

Our experienced yacht broker, Andrey Shestakov, will help you choose and buy a yacht that best suits your needs **GRAND LEGACY — AFFINITY YACHTS** from **our catalogue**. Presently, at **Shestakov Yacht Sales Inc.**, we have a wide variety of yachts available on **our sale's list**. We also work in close contact with all the big **yacht manufacturers** from all over the world.

If you would like to buy a yacht **GRAND LEGACY — AFFINITY YACHTS** or would like help answering any questions concerning purchasing, selling or chartering a yacht, please call **+1(954)274-4435**

TABLE OF CONTENTS

TABLE OF CONTENTS	2
SPECIFICATIONS	4
Overview	4
Basic Information	4
Dimensions	4
Speed, Capacities and Weight	4
Accommodations	5
Hull and Deck Information	5
Engine Information	5
DETAILED INFORMATION	6
Accommodations	6
Main Salon & Dining Area	6
Galley	7
Master Stateroom	7
(2) Queen Guest Staterooms, Port & Stbd	8
Twin Guest Stateroom, Forward	8
Crew Quarters, Aft	9
Electronics & Navigational Equipment	9
Pilothouse / Skylounge	9
Upper Aft Deck	10
Tuna Tower	10
Deck Equipment & Tender	11
California Aft Deck	11
Cockpit & Fishing Equipment	11
Electrical Equipment	12
Engine & Mechanical Equipment	12
Construction / Hull	13
Exclusions	13

Exclusions	13
Disclaimer	14
PHOTOS	15
CONTACTS	22
Contact details	22
Telephones	22
Office hours	22
Address	22

SPECIFICATIONS

Overview

World class 90' Sportfishing yacht, combining an authentic fishing platform with an elegantly appointed luxury yacht! Designed by Affinity Yachts and built in the Cheoy Lee Shipyard with the highest level of systems and structural integrity insuring long-term durability and ease of service.

Basic Information

Category: Sport Fisherman

Model Year: 2008

Year Built: 2008

Country: United States

Vessel Top: Full / Tuna Tower

Fly Bridge: Yes

Cockpit: Yes

Dimensions

LOA: 90' 0" (27.43m)

LWL: 90' 0" (27.43m)

Beam: 23' 0" (7.01m)

Min Draft: 5' 9" (1.75m)

Max Draft: 6' 0" (1.83m)

MFG Length: 90' 0" (27.43m)

Speed, Capacities and Weight

Cruise Speed: 27 Kts. (31 MPH)

Max Speed: 29 Kts. (33 MPH)

Displacement: 145000 Pounds

Holding Tank: 552 Gallons

Fuel Capacity: 5000 Gallons

Accommodations

Total Cabins: 4

Sleeps: 9

Total Heads: 7

Captain Cabin: True

Crew Cabin: 2

Crew Berths: 2

Hull and Deck Information

Hull Material: Advanced Composites

Hull Designer: Howard Apollonio

Exterior Designer: Gurit International

Interior Designer: Sylvia Bolton

Engine Information

Engines: 2

Manufacturer: MTU

Model: 16V-2000's

Engine Type: Inboard

Fuel Type: Diesel

DETAILED INFORMATION

Accommodations

The 90' GRAND LEGACY represents the first in a series of world-class Sportfisherman from Affinity Yachts, uniquely combining an authentic fishing platform with an elegantly appointed luxury yacht. All this is achieved in a light, comfortable, fast-running yacht of absolute structural integrity. The vessel's wide 23' beam provides exceptional stability and spaciousness. Her interior layout includes a generous salon, dining area, skylounge and well appointed galley. Accommodations for up to nine guests in four, well appointed staterooms. The full beam master features a king size berth, settee, entertainment center and a His & Her bath separated by a shower/Jacuzzi tub surrounded by marble. There are two Queen guest staterooms along with twin berths forward, all equipped with large private baths with full showers. Exquisite use of marble and granite are used throughout. Crew quarters are located aft with two berths. After an extensive search of yards around the world, Cheoy Lee Shipyards was selected to build the Affinity 90'. Their experience, reliability and ability to build world-class yachts and willingness to work closely with Affinity proved to be a correct choice. Mechanical and electrical structural integrity as executed by Cheoy Lee, insures long-term durability and ease of service. Powered by MTU 16V-2000's, with 2400 HP, she cruises at 27 knots with a top end speed of 29 knots. GRAND LEGACY is equipped with a full array of Furuno electronics, radar, sonar, Nav Net system, satellite TV and phone systems, etc. Her exterior deck spaces include a custom Palm Beach Tuna Tower capable of holding (6) along with an upper aft deck, sunlounge deck area with ample rod and tackle storage below along with a spacious California aft deck. The cockpit is exceptionally well laid out and is based upon the experience of several of the finest tournament fisherman. Fully fish rigged to include hydraulic outriggers, stern tuba tubes, massive live bait well, enormous fish box, Murray Brothers fishing chair with offset swivel stanchion to allow rod reach corner of the cockpit, large bait preparation station, bait freezer, rod storage and much more. The design of the Affinity 90' is the result of a collaborative effort of Naval Architect Howard Apollonio, interior designer Sylvia Bolton, Gurit International and Blue Water Consulting, all experienced professional who have stellar reputations in their fields. Whether chasing Marlin in Cabo, tuna fishing off Nova Scotia or cruising the Med, the Affinity 90' will get the job done in complete comfort, safety and luxury!

Main Salon & Dining Area

- L-shaped leather sofa
- (2) Leather ottoman/tables w/storage below
- (2) Custom chairs w/wooden arms, leather & upholstered cushions
- Custom curved stairway w/ floating steps & stainless curved hand rails, to

skylounge/pilothouse

- Built-in entertainment center w/ hi-lo lift for 57" LCD TV, Direct TV, Denon AVR 5030 receiver, Denon DVD & surround sound
- Window treatments w/privacy blinds
- Vinyl headliner w/ Whisper Wall track
- Halogen lighting
- Built-in cabinetry w/ storage
- Forward curved bar from galley w/ granite top & (4) adjustable stainless steel high back, leather bar stools w/ footrests
- Double automatic sliding salon door, aft
- Day head w/ granite & marble countertops & flooring
- Custom carpeting
- Marble flooring at entry Dining Area, Forward to starboard:
- Custom burle dining table w/inlay
- (8) Custom leather / wood frame dining chairs
- Custom overhead soffit w/ decorative light fixtures
- Custom art niche w/ lighting & mirror
- Stairwell down to lower deck

Galley

- GE Monogram 48" refrigerator/freezer
- GE monogram 4-burner electric range
- Microwave GE Monogram
- GE Monogram dishwasher
- GE Monogram trash compactor
- Garbage disposal
- Granite counter tops
- Vinyl headliner w/ Whisper wall tracking
- Halogen lighting overhead
- Cabinetry w/roller glide drawers & sea lock hardware
- Stainless steel sink
- Curved bar top w/ granite top & (4) stainless bar stools

Master Stateroom

- King-sized berth w/ custom innerspring mattress
- Custom headboard & upholstered bulkhead & artwork
- Custom overhead soffit w/ rope lighting
- (2) Built-in nightstand, port & stbd
- Mirrored panels above nightstands w/ (2) reading lights
- Built-in radius desk/vanity w/ book shelf, drawers & cabinets

- Built-in entertainment center aft w/ Sharp 26" LCD TV, Direct TV, Denon AVR receiver & DVD
- Built-in upholstered settee
- Cedar lined closets
- Vinyl wall-covering with whisper wall tracking
- Oversized stainless steel port lights, port & stbd
- His & Her Master Bath:
 - Centerline marble shower w/ glass doors, Jacuzzi tub w/ Grohe fixtures
 - Vanities w/ custom marble tops & backsplashes
 - Decorative brushed nickel sink & fixtures
 - Mirrored medicine cabinets
 - Decorative mirror
 - (2) Decorative light scones
 - (2) Headhunter heads
- Stainless steel port lights w/ screens
- Emergency escape hatch to engine room

(2) Queen Guest Staterooms, Port & Stbd

- Modified queen berths outboard w/storage drawers below
- Built-in cabinetry/bookshelf
- (2) Swing-arm reading lights
- Cedar-lined hanging locker
- Sharp Aquos 26" LCD TV, Direct TV
- Vinyl headliner w/ Whisper wall tracking
- Halogen lighting
- Stainless steel port holes w/ screens & storm covers
- Cedar lined hanging lockers
- Each stateroom w/ private bath, shower, marble vanity, mirror, marble flooring & headhunter heads

Twin Guest Stateroom, Forward

- (2) Single forward berths w/ storage below
- Storage cabinets
- Reading lights
- Samsung 42" TV, Direct TV
- Cedar-lined hanging locker
- Escape hatch
- Private bath w/ marble vanity, mirrored medicine cabinet, shower Lower Companionway:
 - Asko full-sized stacked washer & dryer

Crew Quarters, Aft

- Captain's cabin w/ double berth
- Crew cabin with oversized berth
- Vinyl headliner w/ Whisper wall tracking
- Stainless steel port hole w/ screens & storm covers
- Vinyl flooring
- Halogen lighting
- Cedar-lined hanging lockers
- Sharp TV's in both cabins
- GE refrigerator & microwave
- Utility cabinet w/sink
- Crew bath w/ Headhunter head, shower w/ Grohe fixtures & Avonite countertop

Electronics & Navigational Equipment

- Furuno Navnat 1964CBB/NT 25kw Radar/Plotter vx2
- Furuno 1944CBB/NT 6kW radar/plotter vx2
- Furuno CH250BB/88/340 sonar
- Simrad AP50 Autopilot
- Simrad Rudder FU50 jog lever
- Naiad Multisea II stabilizers
- Furuno CH256 handheld
- Paxcom Cube marine computer dual video
- Nobeltec VNS 9 software
- (4) Ambient NAV 17" monitors
- Gyration GC1105 wireless mouse & keyboard
- Furuno ARP11 ARPA option
- Furuno 1720C/NT radar
- Furuno BBFF1 sounder option
- Furuno GP1920CBB/NT chart plotter
- Furuno 520THPD bronze 1kw depth transducer
- Furuno AIS FA150
- (2) Icom M604 VHF
- Furuno MU120C sunlight monitor toner
- VGA amp/divider & VGA switch

Pilothouse / Skylounge

- (2) Stidd leather helm chairs
- Centerline helm station w/ ships monitoring system
- Ritchie compass

- Simrad rudder FU50 jog lever
- Buell dual air horn
- Jabsco searchlight remote
- Windshield wipers & fresh water washers
- Windshield defoggers
- Workstation w/ desk
- Raised U-shaped leather settee w/ teak pedestal table
- Overhead soffit w/ halogen lighting
- Watertight door to bridge deck
- Bar w/ undercounter refrigerator & icemaker
- Entertainment center w/ hi-lo lift for Sharp 32" LCD TV, Direct TV, Denon AVR receiver, Denon DVD & surround sound system
- Vinyl headliner w/ Whisper wall tracks
- Halogen lighting
- Large windows w/ privacy binds, port & stbd
- Day Head w/ granite/marble vanity top & flooring
- Granite flooring at door entry
- Watertight door w/ glass panel to upper aft deck

Upper Aft Deck

- Watertight aft door to pilothouse/skylounge
- Bench seat w/ teak table
- Stainless steel ladder to sunpad lounge deck / tuna tower
- Stairs to lower aft deck
- (6) Rod holders
- Back-up station w/ engine throttle controls
- Stainless steel hand rails
- Non-skid deck
- Freshwater washdown
- Up stairs to deck w/ (2) large sunpads w/hand rails & hardtop for shade

Tuna Tower

- Palm Beach Towers custom aluminum fishing tower
- Hardtop w/ floodlights & stereo speakers
- Console w/ steering & engine controls
- Access ladder from pilothouse deck
- Full control station w/ electronic access
- Furuno daylight monitor
- Furuno radar repeaters
- Simrad back-up steering

- Command mic VHF remote

Deck Equipment & Tender

- Kolstrand hydraulic drum mounted under deck w/ 132 lbs
- Bruce anchor & 500 5/8 stainless steel cable & 60' 1/2" chain
- Freeman access hatch to chain locker
- Bow pulpit w/ flagstaff
- Nautical Structures hydraulic davit
- (2) Switlik 6-man life rafts
- (8) Cleats, (2) stern, (4) amidship, (2) forward
- Side rail stanchions 316L stainless steel
- (8) Stainless steel port holes w/ screens
- Freshwater outlet on foredeck & cockpit
- Halogen deck lighting overhead
- Awlcraft 2000 exterior paint
- Large dunnage box on box
- 18' 2010 Hells Bay flats boat w/ Mercury 90HP O/B (located on forward deck)

California Aft Deck

- Automatic double glass sliding doors to salon
- (2) Built-in curved settees w/ cushions
- (2) High-gloss teak tables w/ stainless pedestals
- Built-in cabinet w/ marble top, sink, GE monogram refrigerator & icemaker
- Stairs w/ teak steps & hand rails to upper aft deck
- Large side decks, port & stbd, to foredeck w/ side rails
- Outdoor stereo speakers
- Halogen overhead lighting
- Teak decks
- Dual stairs w/ teak steps to cockpit, port & stbd

Cockpit & Fishing Equipment

- Large 520 sq feet teak deck cockpit
- Murray Brothers fighting chair w/offset swivel stanchion & rocket launcher
- Tuna tubes, stern
- (8) Rod holders in combing w/ drains
- Live bait well w/ viewing window
- Built-in tackle center w/ sink, undercounter storage & bait freezer
- Built-in insulated fish box

- Bait preparation station
- Cockpit controls w/fiberglass cover
- Electric Jenn-Air grill
- Large self-bailing scuppers
- Rupp 47' hydraulic outriggers
- Rod storage
- Outdoor stereo speakers & floodlights
- Freshwater & raw water washdown
- Watertight access door to engine room & crew quarters
- Transom tuna door
- (3) Underwater halogen lights at transom

Electrical Equipment

- (2) Northern Lights 30KW Generators w/sound shields
- (4) 8D Batteries 24v for engine start
- (12) 24v house batteries
- 12v Generator start batteries
- 12v/24v DC & 120v/240vt AC systems
- (2) Glendenning cable masters w/ 100 amp 110v/220v shore power cable
- 12v & 24v battery chargers w/ isolation system
- Charles ISO boost system
- Electrical distribution & control panels w/ circuit breakers, amp/volt meters
- Duplex 120v outlets w/ GFI in heads, galley & exterior
- Internal bonding system w/ zinc anode protection
- Phone & CTV system w/shore hookups
- Alarm system for main engines & all bilges

Engine & Mechanical Equipment

- Twin MTU 16V2000, 2400HP w/ twin disc MG 5135A gears
- Electronic controls in pilothouse, fishing tower, aft pilothouse deck & cockpit
- American hydraulic 16" bow thruster, 65hp
- Sea Recovery 1800 GPD Watermaker
- Naiad 353 stabilizers
- Chilled water air conditioning w/reverse cycle heating
- Air handlers & temperature controls in each compartment
- Oil change system; main engines & generators
- Delta T engine room ventilation w/ demisters
- Lube oil tanks - new lube 60 gal tank, used lube 60 gal tank
- Grey water tank, 382 gal
- Engine room start/stop panel for MTU engines

- Kolbelt hydraulic power steering
- Nibral bronze propellers
- Aquamet 22HS 4" propeller shafts
- Struts, high test bronze w/ cutlass bearings
- Tides dripless shaft & rudder seals
- Rudders, stainless steel shafts
- Stainless steel exhaust risers
- Fuel priming & transfer pump for main engines
- Hour meters on main engines & generators
- Bilge high water alarm system with five pumps
- Fire extinguishing system w/ manual & automatic discharge, engine shutdown/override system & discharge alarm
- Emergency bilge pump system, self priming
- Racor fuel water separators & filters for main engines & generators
- Integral fiberglass fuel tanks, double wall construction w/ extra inner liner, sight glasses, monitored w/ships monitor system
- Fuel distribution manifold
- Bronze sea water strainers|
- Soundown sound abatement throughout

Construction / Hull

- Hull, deck & superstructure is infusion molded fiberglass with Corecell structural foam coring built to engineering specifications & ABS guidelines
- All of hull and deck outer layers of fiberglass are laminated with a high performance vinyl-ester resin. Solid fiberglass keel & reinforced chines
- Propeller pockets for reduced draft
- Extensive use of light weight aluminum honeycomb materials for reduced interior weight

Exclusions

- All owner & crew's personal items
- Art sculpture in dining area art niche
- All fishing rod/reels & tackle gear




Exclusions

Owner's personal belongings.

Disclaimer

The Company offers the details of this vessel or yacht in good faith but cannot guarantee or warrant the accuracy of this information nor warrant the condition of the vessel. A buyer should instruct his representatives, agents, or his surveyors, to investigate such details as the buyer desires validated. This vessel or yacht is offered subject to prior sale, price change, or withdrawal without notice.

PHOTOS















CONTACTS

Andrey Shestakov, leading yacht broker of the sales department of Shestakov Yacht Sales Inc. Shestakov Yacht Sales Inc., the official representative of the Miami/Fort Lauderdale FL headquarters.

Contact details

Email: **andrey@shestakovyachtsales.com**

Web: shestakovyachtsales.com/en/

Telephones

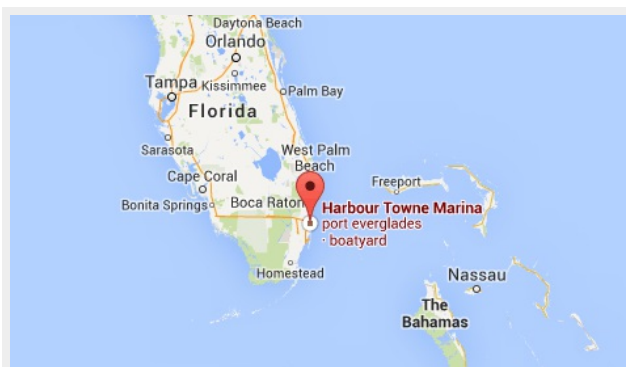
USA: **+1(954)274-4435**

Office hours

Monday – Saturday: **9:00 - 21:00** EDT

Sunday: **closed**

Address



Harbour Towne Marina, 850 NE 3rd St, STE 213, Dania, FL 33004