

38FT 2019 ALTIMA XCAPE SPORT SFE — ALTIMA



Builder: ALTIMA

LOA: 38' 0" (11.58m)

Year Built: 2019

Beam: 13' 2" (4.01m)

Model: Center Console

Price: PRICE ON APPLICATION

Location: United States

Our experienced yacht broker, Andrey Shestakov, will help you choose and buy a yacht that best suits your needs 38ft 2019 Altima Xcape Sport SFE — ALTIMA from our catalogue. Presently, at Shestakov Yacht Sales Inc., we have a wide variety of yachts available on our sale's list. We also work in close contact with all the big yacht manufacturers from all over the world.

If you would like to buy a yacht 38ft 2019 Altima Xcape Sport SFE — ALTIMA or would like help answering any questions concerning purchasing, selling or chartering a yacht, please call +1(954)274-4435

TABLE OF CONTENTS

TABLE OF CONTENTS	2
SPECIFICATIONS	3
Overview	3
Basic Information	4
Dimensions	4
Speed, Capacities and Weight	4
Accommodations	4
Hull and Deck Information	4
Engine Information	5
DETAILED INFORMATION	6
Description	6
Exclusions	7
Disclaimer	7
PHOTOS	8
CONTACTS	11
Contact details	11
Telephones	11
Office hours	11
Address	11

SPECIFICATIONS

Overview

Altima Yachts 38 Xcape SFE

Altima Yachts, Inc. was founded out of a desire by Frank Sciortino, to produce the finest cruising yacht possible at a reasonable investment level. He wanted a vessel that was safe, attractive, luxurious, comfortable and easily maintained. He requires a level of fit and finish that will rival the output of both European and North American production yards. He is determined to add the "Altima Difference" A common sense attitude to life on the water. Our yachts and our company reflect this continuing passion.

Built for fishing and fun.

For an owner who appreciates originality and an elite look, Altima Yachts' 38-foot Xcape Sport Family Edition (SFE) is a boat that will appeal to the serious angler, as well as to families that enjoy entertaining and overnighting.

With a beam of 13 feet, 2 inches, you can count on an extremely stable platform. Triple Evinrude E-TEC 300-hp engines — equipped with Innovation Award-winning iDock control — deliver speeds in the mid-50s, making dayboating across Lake Michigan or the Gulfstream child's play. Should an overnight stay beckon, the 38 Xcape SFE's new suite design is up for the adventure: A V-berth, enclosed head and shower, refrigerator, two burner cooktop, microwave, HDTV and the proverbial kitchen sink are part of a spacious layout rarely seen on any competitive center console.

Ardent anglers will find more than enough storage for tackle, an aerated transom baitwell, port and starboard aft floor fish boxes, and six flush-mounted gunnel rod holders. Altima developed an aft cockpit summer kitchen with refrigerator, icemaker, sink and grill to maximize the outdoor space

"Like our previous yachts, safety, luxurious amenities, comfort and easy maintenance are the criteria that went into the design," says Frank Sciortino, founder of Altima.

With the large beam, it's easy to walkaround the center console and move forward into the deep bow. Built for rough seas, the hull is filled with closed cell injection foam for flotation. Double sundeck lounge seating in the forward console and traditional bow seating with an underside storage cooler provide separate areas for relaxing and socializing.

Helm seating is comprised of three independent seats with lean bolsters and armrests. Electronics are flush mounted, creating a glass cockpit with large MFDs. All critical monitoring and switching is laid out in a powerful, commanding array. Cockpit features include a foldaway transom stern seat; a starboard console storage closet for a brush, gaff and lines; twin dive doors with a ladder; a cockpit shower; and a raw/freshwater washdown.

Central heat and air are powered by a 7.5kw generator with sound shield. For eye candy, indirect blue LED rope lights illuminate the cockpit and cabinets. There are also four LED underwater lights.

Basic Information

Category: Center Console

Model Year: 2019

Year Built: 2019

Country: United States

Dimensions

LOA: 38' 0" (11.58m)

Beam: 13' 2" (4.01m)

Speed, Capacities and Weight

Displacement: 18100 Pounds

Water Capacity: 60 Gallons

Holding Tank: 35 Gallons

Fuel Capacity: 400 Gallons

Accommodations

Total Cabins: 1

Total Berths: 1

Total Heads: 1

Hull and Deck Information

Hull Material: Fiberglass

Engine Information

Engines: 3

Manufacturer: Evinrude

Model: E-TEC

Engine Type: Outboard

Fuel Type: Gas/Petrol

DETAILED INFORMATION

Description

PROPULSION::

(3) Evinrude E-TEC GE 300 HP W/ I-Dock Joystick Control

Kohler 7.5 KW Generator w/ sound shield

HELM:

Optimus 360 Joystick by Sea Star (3) Simrad 12" displays. NOS 16 EVO3 Simrad 4G Radar. 18" closed array dome. Simrad VHF HS90 Bennett trim tabs Fusion Stereo with Fusion speakers Lighted switches Richie compass Remote spot light Tilt stainless steering wheel w/ knob 3 Lleboc Captains helm chairs Molded-in aft spreader light 12 volt outlet LED courtesy and navigation lights

COCKPIT:

Heavy duty rub rail Hull filled w/closed cell foam Wood free hull construction Stainless cup holders Transom door 40 Gallon Transom fish box/storage

Aerated transom live baitwell 10' pull-up cleats Pullout extended hardtop sunshade for full coverage of aft cockpit area 6 SS flush mount gunnel rod holders Horizontal under gunnel rod storage 30 amp shore power with 50' cord 30 amp battery charger Port aft transom storage Fresh water washdown with 55 gallon tank Cockpit shower

Summer kitchen cabinet w/ electric grill, ice maker, refrigerator, cutting board, sink, storage and bank of drawers

6- D-Gel bank battery compartment. Battery select switch Cockpit side door with ladder, port and starboard Ring buoy in recessed compartment 2 handheld fire extinguishers Self bailing cockpit Recessed S/S Coaming rail Fold away cockpit bench seat Nonskid fiberglass deck

FORWARD:

Forward console double sun deck lounge w/ cushions and armrests Forward bow seating w/ underside storage Pedestal table Anchor windless (Lewmar) Stainless anchor with chain and rode. Bow controls and remote controls on helm

INTERIOR CABIN:

120 volt 16,000 BTU Cruiseair AC Stainless galley sink with Corian countertops Microwave 2 burner glass top stove Isotherm refrigerator 32" Flat screen TV Port and starboard portholes

Double berth with fold-up seat and table Cherry flooring Hot water heater (6) gallon Storage cabinets and drawers Carbon monoxide detector Enclosed head w/wet shower w/ portlight Marine head (Tecma) w/overboard discharge. 35 gallon holding tank Glass sink with Corian countertop. Glass tile backsplash

Exclusions

Owner's personal belongings.

Disclaimer

The Company offers the details of this vessel or yacht in good faith but cannot guarantee or warrant the accuracy of this information nor warrant the condition of the vessel. A buyer should instruct his representatives, agents, or his surveyors, to investigate such details as the buyer desires validated. This vessel or yacht is offered subject to prior sale, price change, or withdrawal without notice.

PHOTOS

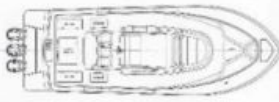


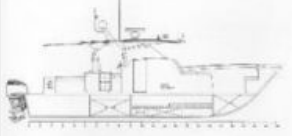





The All New Xcape 38' SFE

What makes our Xcape 38' different than most center console?
We offer standard features that are optional on other brands.*

Built To: ABYC/NMMA Standards

SPECIFICATIONS:			
LDA	41'2"	Holding Tank	35 GAL
Length	38'	Modified Deep V	
Water Line	32'6"	Foreboard Alt	4'3"
Beam	13'2"	Foreboard Pad	8'8"
Fuel	400 GAL	Deadrise Alt	22 Degree
Fresh Water	60 GAL	Bridge Clearance	9'6"

Engine package available:
Evinrude - Yamaha - Suzuki - Mercury

Colors available	<ul style="list-style-type: none"> Inland Turquoise Ice Blue Medium Gray Black
<ul style="list-style-type: none"> Cerulean Largo Blue Lady Yellow 	

CONTACTS

Andrey Shestakov, leading yacht broker of the sales department of Shestakov Yacht Sales Inc. Shestakov Yacht Sales Inc., the official representative of the Miami/Fort Lauderdale FL headquarters.

Contact details

Email: andrey@shestakovyachtsales.com

Web: shestakovyachtsales.com/en/

Telephones

USA: +1(954)274-4435

Office hours

Monday – Saturday: **9:00 - 21:00** EDT

Sunday: **closed**

Address



Harbour Towne Marina, 850 NE 3rd St,
STE 213, Dania, FL 33004