

PELAGIC MAGIC III — BUDDY DAVIS



Builder: BUDDY DAVIS

Year Built: 2001

Model: Sport Fisherman

Price: PRICE ON APPLICATION

Location: United States

LOA: 45' 0" (13.72m)

Beam: 16' 0" (4.88m)

Min Draft: 4' 3" (1.30m)

Max Draft: 4' 5" (1.35m)

Cruise Speed: 24 Kts. (28 MPH)

Max Speed: 28 Kts. (32 MPH)

Our experienced yacht broker, Andrey Shestakov, will help you choose and buy a yacht that best suits your needs **PELAGIC MAGIC III — BUDDY DAVIS** from our catalogue. Presently, at **Shestakov Yacht Sales Inc.**, we have a wide variety of yachts available on our sale's list. We also work in close contact with all the big **yacht manufacturers** from all over the world.

If you would like to buy a yacht **PELAGIC MAGIC III — BUDDY DAVIS** or would like help answering any questions concerning purchasing, selling or chartering a yacht, please call **+1(954)274-4435**

TABLE OF CONTENTS

TABLE OF CONTENTS	2
SPECIFICATIONS	5
Overview	5
Basic Information	5
Dimensions	5
Speed, Capacities and Weight	5
Accommodations	5
Hull and Deck Information	6
Engine Information	6
DETAILED INFORMATION	7
Walkthrough	7
Helm Deck Area and Electronics	7
Salon	9
Galley	9
Head	9
Forward Cabin	10
Foredeck	10
Tower	11
Electrical	11
Engine Room and Mechanical	12
Remarks	13
Exclusions	13
Mechanical Disclaimer	13
Disclaimer	14
Exclusions	14
Disclaimer	14
PHOTOS	15
Carolina Style with Fiberglass	15

Dockside	15
Updated Electronics	15
Release Chairs	15
Teak Helm Deck	15
Original Davis yachts Helm Bezel	15
Galley	15
Cabin Seating, Teak and Holly Sole	15
Flip up Snack Table, Portside	16
Starboard Side Cabin Facing Aft	16
Rod Storage inside Opening Wall Panel	16
Cabin	16
Stateroom	16
Overhead Deck Hatches	16
Cabin View past Galley to Entry	16
Refrigerator Drawers	16
Main Electrical Panel	17
Helm Deck bench seating	17
Electrical Teaser Reels in Hardtop	17
Dockside	17
Fiberglass Cockpit and Deck	17
Pulpit, Windlass, and Toe Rail	17
Foredeck	17
Deckhouse and windscreen	17
Tower Bench Seat	18
Lower Helm Windshield	18
Fuel filters, exhaust, transmission	18
Engine Room	18
Detroit Diesel Series 60's	18
Generator	18

Series 60s with Airseps	18
Engine Room Port motor	18
Hauled Out	19
Sharp Entry = Good Head-Sea Boat	19
Carolina Flair	19
Hauled Out	19
Profile	19
CONTACTS	20
Contact details	20
Telephones	20
Office hours	20
Address	20

SPECIFICATIONS

Overview

Need cosmetic update, but mechanically strong and ready to fish.

Basic Information

Category: Sport Fisherman

Sub Category: Express

Model Year: 2001

Year Built: 2001

Country: United States

Vessel Top: Full / Tuna Tower

Cockpit: Yes

Dimensions

LOA: 45' 0" (13.72m)

Beam: 16' 0" (4.88m)

Min Draft: 4' 3" (1.30m)

Max Draft: 4' 5" (1.35m)

Speed, Capacities and Weight

Cruise Speed: 24 Kts. (28 MPH)

Max Speed: 28 Kts. (32 MPH)

Displacement: 48000 Pounds

Water Capacity: 120 Gallons

Holding Tank: 35 Gallons

Fuel Capacity: 820 Gallons

Accommodations

Total Cabins: 1

Total Berths: 1

Sleeps: 4

Total Heads: 1

Hull and Deck Information

Hull Material: Fiberglass

Hull Configuration: Modified V-Hull

Hull Color: White

Hull Designer: Buddy Davis

Engine Information

Engines: 2

Manufacturer: Detroit Diesel

Model: Series 60

Engine Type: Inboard

Fuel Type: Diesel

DETAILED INFORMATION

Walkthrough

The 45' Davis can sleep four, but the boat is most comfortable for a standard "eight-four-two": eight for cocktails, four for dinner and two for the night. This is similar to most express-style boats under 50 feet LOA, though the cabin narrows drastically as you move forward and makes this 45 feel a bit smaller than some other 45-foot boats. It's a trade-off for the Carolina flare hull shape (which yields this vessel's strongest asset, exceptional sea ability). What may be less in cabin space is more than made up on the bridge deck, which is very spacious. On deck the boat is actually 53' tip to tip.

Buddy Davis knew how to build a fishing cockpit, and this one should please almost everyone. There's plenty of room for moving around and teak coaming pads encircle the 'pit'. A heavy-duty transom door to port opens under a hinged section of the covering board, and large hawse pipes lead to oversized cleats in the transom corners. An in-deck, removable fishbox is accessed through a hatch to port, and extends under the sole. A similar hatch to starboard houses a large lazarette for stowage. The forward end of the cockpit contains freezer and tackle-storage boxes, with the freezer and sink to port and a large live well and rigging station to starboard. The steps to the bridge deck are located on the centerline between these two units, and open to provide engine-room access. Tackle lockers are built into a bulkhead that sits above and forward of the freezer and live-well units, giving you a substantial volume of tackle storage. Opening the steps reveals the ladder down to the engine room, where you'll find a surprising amount of space for a 45-footer. The engine-room sole is faired & coated in white paint. The generator is forward between the motors.

The bridge deck features a unique two-level arrangement that provides great visibility for the helmsman of an express boat. The first level is a full 32 inches above the cockpit (that helps explain the generous engine-room headroom), and the helm itself is up another step, on the centerline. The helm has single-lever controls and a large electronics surface to starboard. Two wraparound settees provide both guest seating and additional storage. The bridge deck on this boat has teak decking, a very nice feature. Down below, this boat features a single stateroom forward, with a compact galley to port as soon as you come down the stairs. There's a fold-up table just forward to port, and a spacious head with full stall shower across to starboard and aft (a good location when it has service as the day head too). This boat has a couch with rod storage behind it to port, between the galley and the master stateroom and a similar couch and rod storage behind to the starboard side. Aft of the starboard couch is cabinet with drawer storage and the TV.

Helm Deck Area and Electronics

- Fiberglass hardtop w/(5) recessed lights
- Teak over fiberglass sole
- L Shaped bench seat to port w/removable cushions raises with storage beneath
- L Shaped bench seat starboard aft w/removable cushions raises with storage below
- All backrest cushions on helm deck bench seating replaced (2018)
- 4 Side enclosure curtains
- Release teak helm chair with footrest & canvas cover
- Release Teak companion chair with footrest & canvas cover
- Stereo speakers, JL Audio 9"
- Air conditioning compressors under port & starboard
- Storage compartments port & starboard forward seats aft
- Sliding door to Main Cabin, port forward
- 2 Miya Epoch CX-6 electric Teaser reels in overhead
- Electrical panel for Helm Area in starboard forward cabinet

Electronics:

(2) Furuno NavNet 3D 12" screen multifunction displays, each reads out:

- a) color chartplotter with WAAS GPS
 - b) color HD radar (**25Kw with open array**, 4' scanner)
 - c) color sounder (**3Kw**, DFF3)
 - d) Direct TV
 - e) Sirius weather
 - f) Sirius radio
-
- AIS transponder
 - Simrad AP28 autopilot system
 - Furuno RD33 digital data displays (helm and tower)
 - ACR spotlight remote
 - (2) Icom - M504 VHF w/DSC & remote mount MICs
 - DC lighter plug outlets
 - Anchor windlass controls
 - Varnished teak helm pod with single lever engine controls
 - Ritchie magnetic bulkhead mount compass
 - Electronics are mounted in upright box forward of helm with solid lockable covers
 - Garmin 741 touch-screen backup GPS/Chartplotter
 - Fusion marine stereo system, (4) JL Audio speakers
 - (2) Detroit Diesel digital engine displays
 - Sturdy single lever controls

- Lectrotab automatic trim tab control panel (new panel and actuators 1/17)
- Bilge pump monitor lights
- 110 Volt GFCI outlet under helm
- Fireboy remote panel for fire suppression system & electric fuel gauge
- TracVision KVH satellite TV antenna mounted on tower buggy top (3 receivers)

Salon

Entrance to the Cabin is slightly to port of the centerline helm and down three teak steps to the mid-level galley. One more step down to the salon level. The sole throughout the interior is real wood cherry & holly. All the cabinetry is cherry with neutral vinyl wall coverings and Corian countertops. The two comfortable settees to either side have neutral color leatherette coverings and on the starboard side is a fold-up table. Behind either side are hinged opening compartments which accommodate rod storage. There is a TV and a media deck in a cabinet aft to starboard. Just behind there is the door to the head..

Also located in the Salon:

Flush mounted overhead spots CO monitor (1) SMX A/C control for Salon Two overhead opening deck hatches

Galley

The mid-level Galley is aft to port and includes the following features:

- Cherry & Holly sole
- Sub Zero refrigerator drawer w/teak front
- Sub Zero freezer drawer w/teak front
- Corian countertop
- Under mount stainless steel sink w/Corian cover
- Single lever retractable spray faucet
- Princess two burner Ceran top cook top w/Corian cover
- Stainless faced Kitchen Aid microwave oven
- Cherry drawers and cabinet storage, hideaway trash bin under countertop
- U-line ice cube machine
- Headhunter Mach 5 pressure fresh water system pump (new '18)
- Brass clock & barometer hanging above main electrical panel across from galley aft

Head

To starboard aft is the enclosed Head with the following features:

- Cherry & Holly sole
- Corian countertops with oval stainless steel undermounted sink
- Vacu-flush fresh water head
- Circular stall shower with clear shower curtain
- Corian seat in shower
- Light in shower
- Handheld or wall mounted shower fixture
- Beveled edge mirrored medicine cabinet doors
- Storage cabinet below vanity
- Exhaust fan
- Overhead lights

Forward Cabin

The single cabin aboard is all the way forward with circular double berth and will sleep two centerline.

There are two drawers under the berth, additional storage under the mattress, a hanging locker with cedar lining and an auto light.

Above the berth to starboard are four hinged cherry front storage lockers with three additional to port.

Also in this cabin a backlit mirrored etching forward, a Corian nightstand, digital SMX AC controls, overhead lights and a large Bomar deck hatch.

Foredeck

- Fiberglass nonskid deck
- Varnished teak toe rail (raised, rebedded & resealed 2019)
- Bomar deck hatches (3)
- (4) Spring line cleats
- Teak bow pulpit
- Aluminum bow rail
- Lewmar windlass and chain stopper
- Foot switch for windlass
- Danforth-style steel anchor with chain rode through stainless chute
- Deck access hatch to anchor locker
- International Navigation lights
- Remote control searchlight
- Forward facing hailer horn

- White windshield with electric ram opening center panel and windshield wiper

Tower

- Fiberglass hardtop with two opening overhead hatches
- Fiberglass non-skid tower deck
- Icom Command Mic VHF & Simrad autopilot remote
- 6 person life raft w/hydro-static release, Revere Offshore Elite
- Padded bench seat, belly band and aft backrest
- Center rigger
- Fiberglass helm pod
- Sturdy DD engine controls
- ACR spotlight control
- Furuno 8" NavNet 3D screen & Furuno RD30 digital data display
- Ritchie magnetic compass
- Horn button
- Dual trumpet white air horns
- Engine shutdown buttons
- ACR 406 EPIRB
- (5) spreader lights molded into underside of tower floor, (2) forward, (2) outboard, (1) forward
- Aluminum arch type top w/fiberglass hardtop
- Furuno 48" Open array HD radar scanner
- (2) Furuno GPS antennas

Electrical

Westerbeke 12.5 KW generator, 4360 total hours with approximately 1680 hours since complete overhaul.

- 12/24 Volt DC electrical systems
- 110/220 Volt AC electrical systems
- 24V Sentry battery charger, 3 bank
- Batteries port (in FBG boxes), replaced 2018
- Batteries starboard (in FBG boxes), replaced 2018
- Battery parallel system
- Cable TV and telephone inlet plug
- 50 amp shore power inlet
- (4) Battery shutoff switches
- Generator start battery
- 10 total group 24 lead-acid batteries (all new 10/2018)
- Battery equalizers added 2018

Salon AC panel (Paneltronics) with:

- (2) digital amp & (2) volt meters
- Breaker protected 110V circuits
- Breaker protected 220V circuits
- Switch panel for shore/generator

Generator start/stop panel

- Salon DC panel with:
- Digital volt meters & digital amp meters
- Breaker protected 12 volt circuits
- Breaker protected 24 volt circuits

Engine Room and Mechanical

- Detroit Diesel Series-60 4-cycle diesels with 3920 total hours, both motors had top-end overhauls approximately 1320 hours ago.
- (5) Automatic/manual Rule bilge pumps
- High water alarm system
- Walker Airsep crankcase ventilation system
- Dual SeaPro 511 fuel filters for each engine
- Racor fuel filter for generator
- Tides Dripless shaft seals (2019)
- Hydraulic steering reservoir
- Oil XChanger oil change pump
- Air conditioning raw water pump
- Raw water wash down pump (2018)
- (2) Engine Room exhaust fans
- Fireboy fire suppression system
- Generator exhaust muffler
- Tides Dripless rudder seals (2019)
- Hynautic steering system
- AC fluorescent Engine Room lighting
- DC incandescent Engine Room lighting
- Cruise Air direct expansion AC compressors
- Twin Disc transmissions
- Stainless steel alloy prop shafts (pulled, rolled, and trued 4/19)
- Emergency bilge pump engine driven via diverter valve
- Airsep crankcase ventilation system

- Coolant recovery bottles on main engines
- Generator coolant recovery bottle
- Hardcast wrapped exhaust risers
- (2) Engine block heaters
- 4 blade props
- Engine room painted Jan. 2018
- Headhunter Mach 5 freshwater system pump replaced 11/17
- Engine servicing completed September 2018
- Props are 4-blade 28" x 30" reconditioned 4/2019

April 2019:

Cockpit deck was removed and a brand new 820 gallon fuel tank made of 1/4" aluminum with 9 ports and 8 baffles was installed. While the tank was out, the bilge was painted with Interlux 9000 epoxy, Basically all fuel hoses were replaced: 3 fuel supply, 2 return lines, 2 vent hoses, and the 2" fill hose. All new fittings and valves and 2 new bonding wires. Also 4 new bonding wires to the strut plates and new lugs. During this yard visit the shafts were removed and trued, props reconditioned and lapped (by Bobby Soles), new Tides cutlass bearings, Eight new OEM Detroit Diesel motor mounts, new Tides shaft seals, plus 2 new shaft seal housings and 2 extra seals on each shaft. All was lazer aligned by Ramsey Marine. Bottom was painted with Micron CSC. Lastly new varnish on the tow rail, Awlgrip Awlwood, 10 coats.

Remarks

PELEGIC MAGIC III represents a serious "Blue Water" fish boat with great offshore capabilities. Her newer Furuno electronics package, offshore liferaft, and mechanical updates are all positive features. Ready to go fishing today!

Exclusions

While an effort was made to list all pertinent included equipment aboard **PELAGIC MAGIC III**, there are some personal belongings aboard. Prospective purchasers should assume any item not specifically mentioned herein will not convey at closing.

Mechanical Disclaimer

Mechanical Disclaimer

* Engine hours are as of the date of the original listing and are a representation of what

the listing broker is told by the owner and/or actual reading of the engine hour meters. The broker cannot guarantee the true hours. It is the responsibility of the purchaser and/or his agent to verify engine hours, warranties implied or otherwise and major overhauls as well as all other representations noted on the listing brochure.

Disclaimer

The Company offers the details of this vessel in good faith but cannot guarantee or warrant the accuracy of this information nor warrant the condition of the vessel. A buyer should instruct his agents, or his surveyors, to investigate such details as the buyer desires validated. This vessel is offered subject to prior sale, price change, or withdrawal without notice.

Exclusions


Owner's personal belongings.

Disclaimer


The Company offers the details of this vessel or yacht in good faith but cannot guarantee or warrant the accuracy of this information nor warrant the condition of the vessel. A buyer should instruct his representatives, agents, or his surveyors, to investigate such details as the buyer desires validated. This vessel or yacht is offered subject to prior sale, price change, or withdrawal without notice.

PHOTOS

Carolina Style with Fiberglass



Dockside




Updated Electronics



Release Chairs




Teak Helm Deck



Original Davis yachts Helm Bezel



Galley



Cabin Seating, Teak and Holly Sole




Flip up Snack Table, Portside



Starboard Side Cabin Facing Aft




Rod Storage inside Opening Wall Panel



Cabin




Stateroom




Overhead Deck Hatches



Cabin View past Galley to Entry



Refrigerator Drawers



Main Electrical Panel



Helm Deck bench seating



Electrical Teaser Reels in Hardtop



Dockside



Fiberglass Cockpit and Deck



Pulpit, Windlass, and Toe Rail



Foredeck



Deckhouse and windscreen



Tower Bench Seat



Lower Helm Windshield



Fuel filters, exhaust, transmission



Engine Room



Detroit Diesel Series 60's



Generator



Series 60s with Airseps



Engine Room Port motor



Hauled Out



Sharp Entry = Good Head-Sea Boat




Carolina Flair



Hauled Out



Profile



CONTACTS

Andrey Shestakov, leading yacht broker of the sales department of Shestakov Yacht Sales Inc. Shestakov Yacht Sales Inc., the official representative of the Miami/Fort Lauderdale FL headquarters.

Contact details

Email: **andrey@shestakovyachtsales.com**

Web: shestakovyachtsales.com/en/

Telephones

USA: **+1(954)274-4435**

Office hours

Monday – Saturday: **9:00 - 21:00** EDT

Sunday: **closed**

Address



Harbour Towne Marina, 850 NE 3rd St, STE 213, Dania, FL 33004