

PASSAGES — PEARSON



Builder: PEARSON

Year Built: 1991

Model: Sloop

Price: PRICE ON APPLICATION

Location: United States

LOA: 31' 0" (9.45m)

Beam: 10' 8" (3.25m)

Min Draft: 4' 0" (1.22m)

Max Draft: 4' 0" (1.22m)

Max Speed: 7 Kts. (8 MPH)

Our experienced yacht broker, Andrey Shestakov, will help you choose and buy a yacht that best suits your needs **Passages — PEARSON** from our catalogue. Presently, at Shestakov Yacht Sales Inc., we have a wide variety of yachts available on our sale's list. We also work in close contact with all the big yacht manufacturers from all over the world.

If you would like to buy a yacht **Passages — PEARSON** or would like help answering any questions concerning purchasing, selling or chartering a yacht, please call **+1(954)274-4435**

TABLE OF CONTENTS

TABLE OF CONTENTS	2
SPECIFICATIONS	4
Overview	4
Basic Information	4
Dimensions	4
Speed, Capacities and Weight	4
Accommodations	5
Hull and Deck Information	5
Engine Information	5
DETAILED INFORMATION	6
Main Description	6
MEDIA	6
UPGRADES AND IMPROVEMENTS	6
Walkthrough	6
Accommodations	8
Main cabin	8
NAV STATION	9
Galley	9
Head	9
Cockpit	9
Helm	10
Electronics	10
Rig	10
SAILS & CANVAS:	10
DECK & HULL	10
Mechanical	11
Electrical	11
Safety	11

Exclusions	11
Disclaimer	11
PHOTOS	13
CONTACTS	24
Contact details	24
Telephones	24
Office hours	24
Address	24

SPECIFICATIONS

Overview

!!! NEW FALL PRICE CUT !!! END OF SEASON OPPORTUNITY !!!!! ANY REASONABLE OFFER WILL BE CONSIDERED !!! MOTIVATED OWNER WANTS BOAT SOLD NOW !

Passages is a fine example of the popular Pearson 31 and is one of the final hulls produced featuring a walk through transom. Designed by renowned naval architect Bill Shaw and built in Rhode Island to Pearson's high standards, Passages is a quality boat that has been upgraded and well maintained. Surprisingly roomy for her size, her interior gives the impression of a 35' boat and features AC and refrigeration among other upgrades not often seen on boats this size. With her shoal keel and good light air performance she is terrific boat for cruising the Chesapeake and beyond. Great for a cruising couple, family or a single hand, she set to go and ready to sail today.

Basic Information

Category: Sloop

Model Year: 1991

Year Built: 1991

Country: United States

Dimensions

LOA: 31' 0" (9.45m)

LWL: 25' 4" (7.72m)

Beam: 10' 8" (3.25m)

Min Draft: 4' 0" (1.22m)

Max Draft: 4' 0" (1.22m)

Clearance: 49' 3" (15.01m)

Speed, Capacities and Weight

Max Speed: 7 Kts. (8 MPH)

Displacement: 10000 Pounds

Water Capacity: 40 Gallons

Holding Tank: 12 Gallons

Fuel Capacity: 18 Gallons

Accommodations

Total Cabins: 2

Total Berths: 7

Total Heads: 1

Hull and Deck Information

Hull Material: Fiberglass

Engine Information

Engines: 1

Manufacturer: Yanmar

Model: 2GM20F

Engine Type: Inboard

Fuel Type: Diesel

DETAILED INFORMATION

Main Description

Passages is a fine example of the popular Pearson 31 and is one of the final hulls produced featuring a walk through transom. Designed by renowned naval architect Bill Shaw and built in Rhode Island to Pearson's high standards, Passages is a quality boat that has been upgraded and well maintained. Surprisingly roomy for her size, her interior gives the impression of a 35' boat and features AC and refrigeration among other upgrades not often seen on boats this size. With her shoal keel and good light air performance she is terrific boat for cruising the Chesapeake and beyond. Great for a cruising couple, family or a single hand, she set to go and ready to sail today.

MEDIA

To view media files of the Passages type or cut and paste these links (case sensitive) into your web browser: Video Tour: 360 Photos: Photo Slide Show:

UPGRADES AND IMPROVEMENTS

- Shurflow house water pump - 2004 - Yanmar fuel injectors - 2005 - Stanchions rebedded and epoxy-cored - 2005 - Yanmar starter - 2006 - Yanmar fuel pump - 2006 - Surfow accumulator tank - 2006 - Adler-Barbour refrigeration - 2009 - Raritan 6 gal hot water tank engine/shore power - 2009 - Balmar ARS -4H marine regulator - 2009 - Xantrex Trucharge 20A shore-power charger/converter - 2009 - Salon & V-Berth cushions - 2010 - Yanmar mixing elbow - 2012 - Starboard waterfill rebedded and deck epoxy-cored - 2012 - Groco head pump - 2014 - 2 group 31 wet cell house batteries - 2015 - Yanmar seawater pump - 2015 - 1 group 27 sealed starting battery - 2019

Walkthrough

COCKPIT: The roomy cockpit features an Edson pedestal helm with a stainless steel wheel, binnacle with a Ritchie Powerdamp compass and engine throttle/gear shifts. An Autohelm ST400+ Auto-Pilot Control (course or wind controlled) is mounted on the port side of the binnacle with a mount for the Garmin GPSmap 492 above. A teak cup holder and folding teak table are mounted on the forward side of the helm. An Autohelm Tridata depth, speed, trip instrument is mounted on the cabin-top bulkhead starboard of the companionway, with an Autohelm wind instrument mounted portside. The engine gauges and start-stop switches are mounted in the cockpit coaming at the helm on the starboard side, along with Jensen Stereo Controls. Twin speakers are mounted under the helm seat on the transom bulkhead. The cockpit accommodates up to seven people on bench seating with cushions, extending the length of the cockpit port and

starboard. The benches are connected by a raised helm seat, which is removable to open a walk through to the transom swim platform. The center mounted swim ladder integrates into the stern rail when in the upright position and there is a swim shower with hot and cold running water in the cockpit on the port side. Storage and propane lockers are found under the port bench seat. Additional storage is provided by two stowage cubbies that are integrated into the coamings on both the port and starboard sides. Line racks are mounted on the cabin bulkhead, port and starboard. Two Lewmar 43 2-Speed self-tailing winches are mounted port and starboard for jib trim, with a Lewmar 30 self-tailing winch mounted on the starboard cabin top for halyard, reef and main sheet trim. A Lewmar 16 winch is mounted on the port cabin top for main halyard trim. All running rigging lines lead aft to the cockpit. The cockpit is protected from the sun and sea by a Dodger and Bimini/Sunshade hybrid. TOPSIDES: Moving forward the deck is protected by stainless steel bow and stern railings connected by dual lifelines running the length of the deck port and starboard; gates are found midship on the starboard side and at the transom walkthrough which is formed by the swim ladder. An anchor locker with fresh and sea water wash down is found at the bow, with a Danforth Deep Set P 700 anchor bow mounted. Teak hand rails run along the cabin top, port and starboard. Three opening hatches and six portlights are also found on the cabintop, along with two Dorade vents. An additional portlight is found in the cockpit under the starboard bench. Foresail tracks are found on the port and starboard side decks, each including cockpit controlled cars and a moveable midship cleat. Additional cleats are found at the bow and stern. The double spreader rig features a Harken MK II roller furler and a boom vang. The standing rigging is stainless wire cable. MAIN CABIN: With teak joinery and a teak & holly sole, the spacious main cabin design give the impression of a larger boat. Entering from the cockpit companionway, the galley is found to port and combination nav station/refrigerator to starboard. Ahead of the galley the port settee with seating for three extends fore and aft along the length of the salon. A L shaped settee with seating for three to four is found on the starboard side forward of the nav station and a folding teak dining table is centerline mounted between the two settees. Shelves are found behind the settees, with storage lockers above. There are three overhead lights and five additional reading lights mounted above the settees and on either side of the companionway. Two overhead teak grab rails run fore & aft on the port and starboard sides. Ventilation is provided by the companion way, an overhead opening hatch, one Dorade vent and four side mounted opening ports w/shades. Two fixed port/windows with shades run along the side of the cabin port and starboard. Four fans are mounted on the aft bulkhead port and starboard of the companionway and above the settees. Two stereo speakers are mounted on the forward bulkhead, port and starboard and air-conditioning/heat controls and registers are found under the starboard settee. GALLEY: The V shape galley is found to the port of the cockpit companionway. There is a working counter with top loading storage compartment along the aft bulkhead. The propane oven/cook top is found along the port side next to the counter followed by a stainless steel sink with hot and cold running water. There is an additional top loading storage compartment next to the sink with additional storage bins found above the stove and sink. There is a set of drawers beneath the countertop and a locker under the sink. A trash receptacle is built into the aft bulkhead and a microwave oven is found under the companionway steps. An Adler-Barber refrigerated locker is found opposite under the nav station. NAV STATION: The nav station is found starboard of the companionway between the starboard settee and the quarterberth. The nav station features a

standard lift top table and a countertop with 2 drawers below. The electrical control panel is mounted above, along with a VHF Radio, the Jensen stereo control a chart light and a 110 vac outlet. The Xantrex Pathmaker control panel and meters are found to port under the quarterberth.

HEAD: The head is found forward of the salon on the starboard side. The head features a sink with hot & cold running water and a wet locker. A locker with sliding mirrored doors is found above the sink along with a 110 vac and 12 vdc outlets. A fan is mounted on the forward bulkhead. There is an opening portlight w/shade above the locker and an opening hatch overhead, along with a 12 vac light. The groco head is located to port of the sink. Two towel racks, a cup holder, aft bulkhead mounted mirror and shower curtain complete the head.

FORWARD CABIN: The private forward cabin features a V-Berth for two with storage shelving below. Additional storage is provided by shelves running the length of the cabin, port and starboard and a cabinet with drawers and counter top on the port side. A hanging locker is located next to the cabinet just outside the doorway in the salon. 110 vac and 12 vdc outlets and a reading light are found on the port side aft, with an additional reading light on the starboard side opposite. Ventilation is provided by two 12 vac fans, overhead mounted, port and starboard aft, an opening portlight w/shade on the port side and an overhead hatch. **QUARTER BERTH:** The quarter berth is located on the starboard side aft of the nav station and can accommodate two people. It features a shelf running the length of the berth, an overhead light, opening portlight w/shade, and an aft bulkhead mounted fan. **ENGINE COMPARTMENT:** The engine compartment is found under the companionway stairs.

Accommodations

FORWARD CABIN: The forward cabin is located ahead of the salon and head and features: - Private cabin with solid door - V-berth w/Insert (sleeps 2) - 2 Storage shelves under the berth - Cabinet with three drawers and shelf; port side - 2 Side mounted reading lights; port & starboard; 12 vdc - 110 vac outlet; port side - 12 vac outlet; port side - 2 Hella-Turbo fans; 12 vac - Portable Caframo Fan; 12 vac - Opening overhead hatch - Opening portlight w/shade - Towel rack; aft bulkhead mounted - Holding tank; under the v-berth **QUARTER BERTH:** The quarter berth is located on the starboard side aft of the nav station extending under the cockpit and includes: - Berth for 2 people - Opening port light w/shade - Overhead reading light; 12 VAC - Hella-Turbo fan; 12 VDC; aft bulkhead mounted **SALON SETTEES:** - Starboard settees convert to a double berth - Port settee converts to a single berth

Main cabin

The main cabin is entered from the cockpit, six steps down via a center companionway and features: - Teak joinery throughout - Teak and Holly sole - Port settee; seats 3; converts to a single berth - Starboard L shaped settee; seats 4; converts to a double berth - Center mounted teak folding dining - Shelving with storage lockers above running length of salon, port & starboard side - 2 Poly-Planar MA800 Marine Stereo Speakers; forward bulkhead mounted, port and starboard - 4 Opening ports w/shades; 2 port, 2 starboard - 2 Fixed port/windows w/shades; 1 port, 1 starboard - Overhead opening hatch, center mounted - 2 Overhead teak grab rails; port &

starboard - Overhead dorade vent - 3 Overhead lights; 12 vdc - 4 Overhead reading lights; 12 vdc - Reading light; starboard side forward; 12 vdc - 4 Hella-Turbo fans; 12 vac - Air conditioning/heat control and vents; beneath starboard settee - 12 vdc outlet; above port side settee aft - Hanging locker; port side forward opposite head - Storage locker; under port settee forward - 2 Water tanks, under port and starboard settees

NAV STATION

The Navigation Station is located in the aft starboard side of the main cabin and features: - Standard navigation table with lift top - Cabinet with 2 drawers and countertop - Electrical control panel - iCOM IC-M402 Marine VHF Radio - Jensen MCD9424RC AM/FM Radio Compac Disc Stereo system - Xantrex Pathmaker control panel and meters - Chart Light (red); 12 vdc - 110 vdc outlet - Pen holder

Galley

The V shaped galley is located in the aft port side of the main cabin and features: - Counter top running along aft bulkhead, with under counter storage locker - Stainless steel sink w/hot & cold running water - Tasco 550 LP 2 Burner Propane Stove/Oven - Xintex S-2 Propane/CNG Monitor and Control Panel - Princess Microwave Oven, 110 vac - Top loading Adler-Barber refrigerated locker; opposite galley under chart table - Aft bulkhead access trash bin - 3 Under counter drawers - 2 Top access under counter - Locker; under sink - Above counter storage locker w/shelving atop - 120 vac outlet - Hand soap holder

Head

The private combination head/shower is located forward of the main cabin on the starboard side and includes: - Groco-HF Manual Marine Head w/fresh water flush - Sink with shower wand spigot, w/hot & cold running water - Cup holder - Storage locker with mirrored sliding doors - Under sink locker - 110 vac outlet - 12 vdc outlet - Sump pump switch - Hella-Turbo fan; 12 vac - Hand towel rack - Towel rack - Mirror; aft bulkhead mounted - Overhead light, 12 vdc - Overhead opening hatch - Opening port light w/shade - Shower wand mount - Shower curtain

Cockpit

The cockpit is in the stern of the boat and features: - Bench seating for up to 7 passengers w/cushions - Finished teak fold down cockpit table; helm mounted - Finished teak cup holder; helm mounted - Wheel Helm - Cockpit stereo speakers - Cockpit Sunshade/Bimini Top - Cockpit Dodger - Walk through transom, swim platform - Swim ladder; center mounted - Cockpit shower; port side - 2 Gunnel pocket compartments - 1 Storage locker; under port bench seat - Propane locker; under port bench seat, aft - Companionway to salon; center forward - Winter storage

companionway slat - Finished teak companionway slats (solid) - Finished teak companionway slats (windows)

Helm

Center mounted Edson pedestal helm with: - Stainless steel wheel - Ritchie Powerdamp magnetic binnacle compass - Pedestal mounted Autohelm and GPS - Gear shift & throttle; pedestal mounted - iCOM VHF radio remote mic - Engine instrument panel (start, stop, tachometer, warning lights & audible alarm); gunnel mounted starboard side - Jensen stereo control panel - Removable raised helm seat

Electronics

Cabin bulkhead mounted: - Autohelm Wind Instrument - Autohelm Tridata Instrument; depth, speed, trip Helm pedestal mounted: - Raytheon ST4000 Auto-Pilot, connected to ST50 Tridata for compass/wind direction, wired remote to pulpit - Garman GPSmap 492 color chart plotter Located at navigation station in main cabin: - iCOM IC-M402 Marine VHF Radio - Jensen MCD9424RC AM/FM Radio & Compac Disc Stereo system - Xantrex Pathmaker control panel and meters

Rig

- Keel stepped, double spreader masthead sloop rig; - Isomat spars *Aluminum double spreader mast *Aluminum boom - Stainless steel wire standing rigging - Harken MK II roller furler - Cabin top mounted traveler w/Spin lock powercleats - Foresail lead tracks, cars w/jammers and adjustable midship cleats - Schaefer boom vang - Whiskerpole (9' (approx), needs repair) w/stanchion mounts - All running rigging leads aft to cockpit

SAILS & CANVAS:

- Hood Mainsail; 2 point jiffy reefing - Hood Genoa - Cockpit Sunshade/Bimini - Cockpit Dodger - Main sail cover - Windscoop (not on boat)

DECK & HULL

- Fiberglass construction - Shallow draft wing keel - Anchor locker, foredeck access w/fresh and sea water washdown - Danforth Deep Set P 700 plow anchor w/12' chain and 75' rode - Backup Danforth anchor - 2 Lewmar 43, 2 speed self-tailing winches; cockpit coming, port & starboard mounted - 1 Lewmar 30, 2 speed self-tailing winch; starboard cockpit cabin top mounted - 1 Lewmar 16, single speed winch; port cabintop mounted - 3 Opening hatches - 2 Dorade vents - 6 Cleats; 2 at bow, 2 at stern, 2 on foresail lead tracks - Stainless steel bow pulpit and stern rail,

connected by double life lines with port & starboard - Bow anchor mount - Dinghy-Tow system for towing and storage of dinghy on stern of boat - Magma A10 propane rail-mount BBQ with cover - 2 Line racks; cockpit cabin bulkhead port & starboard - Boat hook - Fenderboard & fenders - Navigation, running & anchor lights - Deck light - Fuel fill; port side aft - Waste pumpout; anchor locker - 2 water fills; port & starboard, midship - Portlight screens - Custom screens and Sunbrella coverings for all hatches and hatchway - Bosun's chair - Dock lines - Flag pole

Mechanical

- Yanmar 2GM20F, freshwater cooled, 16 HP - Groco raw water strainer - Parker Racor R12P fuel filter/water separator - Crusisair SH7 7000 BTU reverse cycle marine air/heat unit - Par 37202-000 raw water pump (for ac system) - Surflo 2088-433-344 3.8 GPM house water pump - Par Pumpguard 36400-100 house water strainer - RULE 800 GPH bilge pump with automatic float switch - Raritan electric hot water heater w/engine heat exchanger; 6 gal. - Drivesaver and PSS Shaftseal dripless coupling - Yanmar tool kit - Miscellaneous spare parts/hoses

Electrical

- House electric panel - 12 vdc electrical system - 110 vac electrical system - 7 12 vdc outlets throughout, including cockpit, head and anchor well - 5 12 vdc overhead lights; dual color; white or red - Separate house and starter battery banks, independently charged - 2 Crown 31T-1000 12 vac deep cycle batteries - 1 Duralast 24MD-DL 1000 cranking amp battery - Pathmaker (Heart Interface) battery splitter between: * Balmar ARS-4H marine regulator * Balmar 90-75A alternator with 100%/50%/0% control (replaced original 55A) - Xantrex Link 10 Battery monitor - Xantrex Truecharge 20A shorepower charger/converter (2009) - 30 Amp shore power receptacle - 30 Amp shore power cable, 50'

Safety

- 1 Fire Control dry chemical fire extinguisher; Marine Type 10-B:C - 1 Kidde dry chemical fire extinguisher; Marine Type 1-A:10-B:C - 1 Throwable PFD cushion

Exclusions

Owner's personal belongings.

Disclaimer

The Company offers the details of this vessel or yacht in good faith but cannot guarantee or warrant the accuracy of this information nor warrant the condition of the vessel. A buyer should instruct his representatives, agents, or his surveyors, to investigate such details as the buyer


desires validated. This vessel or yacht is offered subject to prior sale, price change, or withdrawal without notice.

PHOTOS










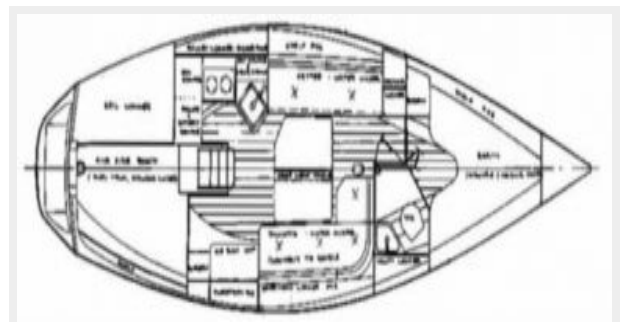















CONTACTS

Andrey Shestakov, leading yacht broker of the sales department of Shestakov Yacht Sales Inc. Shestakov Yacht Sales Inc., the official representative of the Miami/Fort Lauderdale FL headquarters.

Contact details

Email: andrey@shestakovyachtsales.com

Web: shestakovyachtsales.com/en/

Telephones

USA: +1(954)274-4435

Office hours

Monday – Saturday: **9:00 - 21:00** EDT

Sunday: **closed**

Address



Harbour Towne Marina, 850 NE 3rd St,
STE 213, Dania, FL 33004