

BOOMER — PETTEGROW



Builder: PETTEGROW

Year Built: 1998

Model: Sport Fisherman

Price: PRICE ON APPLICATION

Location: United States

LOA: 68' 0" (20.73m)

Beam: 19' 11" (6.07m)

Max Draft: 5' 11" (1.80m)

Cruise Speed: 26 Kts. (30 MPH)

Max Speed: 30 Kts. (35 MPH)

Our experienced yacht broker, Andrey Shestakov, will help you choose and buy a yacht that best suits your needs **BOOMER — PETTEGROW** from **our catalogue**. Presently, at **Shestakov Yacht Sales Inc.**, we have a wide variety of yachts available on **our sale's list**. We also work in close contact with all the big **yacht manufacturers** from all over the world.

If you would like to buy a yacht **BOOMER — PETTEGROW** or would like help answering any questions concerning purchasing, selling or chartering a yacht, please call **+1(954)274-4435**

TABLE OF CONTENTS

TABLE OF CONTENTS	2
SPECIFICATIONS	5
Overview	5
Basic Information	5
Dimensions	5
Speed, Capacities and Weight	5
Accommodations	5
Hull and Deck Information	5
Engine Information	6
DETAILED INFORMATION	7
SPECIFICATIONS	7
Exclusions	11
Disclaimer	11
PHOTOS	12
Profile	12
Profile	12
Running Shot	12
Bow	12
Tuna Tower	12
Salon	12
Salon	12
Salon	12
Salon	13
Salon Dining	13
Salon	13
Salon	13
Wine Refrigerator	13
Galley	13

Enclosed Flybridge Stairs	13
Pilothouse	13
Pilothouse	14
Pilothouse	14
Pilothouse	14
Pilothouse	14
Pilothouse Seating	14
Pilothouse Seating	14
Flybridge Outside Steering Station	14
Flybridge Rocket Launcher	14
Master Cabin - Master Cabin Facing Forward	15
Master Cabin - Master Cabin Facing Forward	15
Master Cabin Dressing Table	15
Master Head	15
Master Head	15
Port Cabin	15
Starboard Cabin	15
Starboard Cabin Facing Forward	15
Starboard Head	16
Washer Dryer Off Master Cabin	16
Day Head	16
Mezzanine Backdown Station	16
Scoponich Fighting chair	16
Engine Room	16
Engine Room	17
Tuna Tower	17
CONTACTS	18
Contact details	18
Telephones	18

Office hours	18
Address	18

SPECIFICATIONS

Overview

Basic Information

Category: Sport Fisherman

Sub Category: Convertible

Model Year: 1998

Year Built: 1998

Country: United States

Dimensions

LOA: 68' 0" (20.73m)

Beam: 19' 11" (6.07m)

Max Draft: 5' 11" (1.80m)

Speed, Capacities and Weight

Cruise Speed: 26 Kts. (30 MPH)

Max Speed: 30 Kts. (35 MPH)

Displacement: 84000 Pounds

Gross Tonnage: 1 Pounds

Water Capacity: 1 Gallons

Fuel Capacity: 1710 Gallons

Accommodations

Total Cabins: 3

Hull and Deck Information

Hull Material: Fiberglass

Hull Color: Awlgrip Skyblue (New Dec 2018)

Engine Information

Engines: 2

Manufacturer: Detroit Diesel

Model: 16V 92 TA

Fuel Type: Diesel

DETAILED INFORMATION

SPECIFICATIONS

Salon

- Large Leather sofa & chairs
- Salon table is a hi/lo and expandable to serve as a coffee or dining table
- End tables feature extra storage inside
- Corian counter tops
- Liquor cabinet under bar
- Library above starboard electrical panel
- VHF and SSB located in Salon
- LG TV
- Sony play station 2 w/2 wireless controllers
- Direct TV receiver
- Denon stereo receiver with surround sound speaker system
- Starboard side electrical panel w/gen gauges and remote starts
- SEA 156 VHF w/external jacks
- SEA 2250 SSB w/external jacks
- Ships clock

Galley

- Double Corian sink
- Sub zero under counter freezer
- Ice Maker
- Miele under counter oven
- Miele G 605 SC dishwasher
- Miele 4 burner cook top
- GE profile microwave/convection oven
- Garbage disposal
- Retractable trash receptacle
- Maple and mahogany flooring throughout

Master Stateroom

- Walk around queen berth
- Carpeted w/maple and mahogany border
- Ensuite head and shower
- Walk in cedar lined closet
- Ample storage throughout
- Vanity/make-up area w/storage
- 27" flatscreen

- Sony AM/FM/CD Stereo
- Sony DDS receiver
- Overhead hatch with screen

VIP Stateroom

- Located aft port and features a large double berth
- Ensuite head and shower
- Entertainment center
- LCD flat screen TV

Guest Stateroom

- Located aft portside
- Traditional twin berth layout
- Ensuite head & shower
- Entertainment center
- LCD flat screen TV

Flybridge Electronics and Navigational Equipment

- (2) Detroit Diesel electronic displays
- Furuno 75 mile radar
- Furuno CH250 side scanning sonar
- Furuno Navnet with sea map
- DVD/CD Players
- Stereo and speakers
- Simrad Auto pilot
- (2) ICOM VHF radios
- KVH G-6 SAT TV system
- Ritchie Dome Compass
- Accent Lighting

Flybridge Layout

- Enclosed staircase from Mezzanine Deck
- Large 2nd mezzanine aft of enclosed flybridge
- Includes a steering station, guest seating and rocket launcher
- (2) large bench seats
- Port seat includes hidden refrigerated drawer
- Stbd seat has rod storage
- (2) Stidd custom helm chairs
- (2) overhead hatches
- Custom carpeting

Fishing Equipment

- Scoponich fighting chair with rocket launcher
- Rupp electric “Hydro Rigger”
- Transom box plumbed as live well
- (2) in floor cockpit fish boxes
- (6) Tuna tubes
- 27 Gold Tulip rod holders
- Custom bait tanks with lighting (110v pool pump)
- Furuno fish finder on Mezzanine

Deck and Hull

- Cold molded construction comprised of epoxied layers of 1” layer of White Cedar and (2) diagonal layers of Sepele Mahogany ply. These are glassed over with Kevlar S Glass saturated with Epoxy resin.
- Cold molded hull
- Teak deck and combing boards
- Engine room access w/water tight door
- Transom tuna door
- Stainless plow anchor with 200’ of chain and additional 600 feet of rode
- Muir windlass
- RCL 100 spotlight
- 24 Volt Zenon underwater lights
- Canvas cockpit shade
- Bow sun pad with cover
- Fresh and saltwater wash down

Cockpit

- Furuno 292 dual frequency color sounder
- 3-large Freeman access hatches for cockpit access boxes
- Front loading freezer
- Gaggenau BBQ grill
- Full cockpit cover
- Port and stbd storage lockers in cockpit
- Lower cockpit backdown station
- (4) stereo speakers

Tuna Tower

- Steering and engine controls
- Furuno dual frequency color sounder
- Compass
- Spot light control
- Autopilot remote
- Standard Horizon VHF

Engine/Mechanical Equipment

- Emergency manual engine controls
- Delta T air vents have fire trap doors
- Engine room exhaust fans
- Fireboy system
- Marine Exhaust linear mufflers
- (3) Racor fuel filters for each engine
- (2) chilled water compressors
- High water alarm
- Sea Recovery 1200 GPD watermaker
- Hynautic power steering
- (2) engine driven power steering pumps
- 110 volt oil change system
- (5) Bilge pumps
- DC back up Galleymaid fresh water pump
- Freshwater distribution manifold
- Headhunter Mach 5 fresh water pump
- Dripless shaft seals w/crossover hose (new in 2018)
- V drives
- Trim Tabs

Electrical System

- (2) Northern Lights 20kw Gensets w/sound shields
- (2) 50 Amp shore power cords
- (2) Glendenning cable masters
- (2) Banks of (4) 4D batteries
- (3) automatic battery chargers
- Emergency back up battery with charger for various electronics
- 12/24 DC and 110 Volt AC systems

Exterior Color

- Hull - Awlgrip Skyblue (New Dec 2018)
- Deck and House - Awlgrip Oyster White (Deck new 2018)

Exclusions

- Artwork
- Fishing Tackle
- Owner's personal effects

Exclusions

Owner's personal belongings.

Disclaimer

The Company offers the details of this vessel or yacht in good faith but cannot guarantee or warrant the accuracy of this information nor warrant the condition of the vessel. A buyer should instruct his representatives, agents, or his surveyors, to investigate such details as the buyer desires validated. This vessel or yacht is offered subject to prior sale, price change, or withdrawal without notice.

PHOTOS

Profile



Profile



Running Shot



Bow



Tuna Tower



Salon



Salon



Salon



Salon



Salon Dining



Salon



Salon



Wine Refrigerator



Galley



Enclosed Flybridge Stairs



Pilothouse



Pilothouse



Pilothouse



Pilothouse



Pilothouse



Pilothouse Seating



Pilothouse Seating



Flybridge Outside Steering Station



Flybridge Rocket Launcher



Master Cabin - Master Cabin Facing Forward




Master Cabin - Master Cabin Facing Forward




Master Cabin Dressing Table




Master Head




Master Head




Port Cabin



Starboard Cabin



Starboard Cabin Facing Forward





Starboard Head




Washer Dryer Off Master Cabin




Day Head





Mezzanine Backdown Station




Scoponich Fighting chair







Engine Room



Engine Room



Tuna Tower



CONTACTS

Andrey Shestakov, leading yacht broker of the sales department of Shestakov Yacht Sales Inc. Shestakov Yacht Sales Inc., the official representative of the Miami/Fort Lauderdale FL headquarters.

Contact details

Email: **andrey@shestakovyachtsales.com**

Web: shestakovyachtsales.com/en/

Telephones

USA: **+1(954)274-4435**

Office hours

Monday – Saturday: **9:00 - 21:00** EDT

Sunday: **closed**

Address



Harbour Towne Marina, 850 NE 3rd St, STE 213, Dania, FL 33004