

THE SHADOW — FAIRLINE



Судостроитель: FAIRLINE

Год постройки: 2015

Модель: Моторная яхта

Цена: ЦЕНА ЯХТЫ ПО ЗАПРОСУ

Местонахождение: United States

Длина общая: 39' 10" (12.14m)

Ширина: 11' 11" (3.63m)

Макс. осадка: 4' 0" (1.22m)

Крейс. скорость: 34 Kts. (39 MPH)

Купить **The Shadow — FAIRLINE** а также выбрать подходящую вам яхту из нашего **каталога яхт** вам поможет опытный яхтенный брокер Андрей Шестаков. На сегодняшний день компания **Shestakov Yacht Sales Inc.** имеет большое количество яхт в **собственном списке продаж**, а также тесно сотрудничает со всеми крупными **яхтенными производителями** по всему миру.

Для того чтобы купить яхту **The Shadow — FAIRLINE** а также проконсультироваться по любому вопросу связанному с покупкой, продажей, чартером яхт позвоните по телефону **+7(918)465-66-44**.

ОГЛАВЛЕНИЕ

ОГЛАВЛЕНИЕ	2
ХАРАКТЕРИСТИКИ	4
Обзор	4
Основная информация	4
Размеры	4
Скорость, вместимость и масса	4
Размещение	4
Корпус и палуба	5
Информация о двигателе	5
ПОДРОБНОЕ ОПИСАНИЕ	6
Options	6
Hull and Construction	7
Deck	7
Cockpit	8
Salon	9
Master Stateroom	10
Guest Stateroom	10
Head	11
Galley	11
Engines	12
Electrical	12
Helm	13
Disclaimer	14
Исключения	14
Отказ от ответственности	14
ФОТОГРАФИИ	15
КОНТАКТЫ	20
Контактная информация	20

Телефоны	20
Время работы	20
Адрес	20

ХАРАКТЕРИСТИКИ

Обзор

Vessel has recently undergone paint upgrades to ensure a smooth and blemish-free finish.

This *Special Edition* Fairline has a striking combination of style and performance. The Shadow-S is the fastest Fairline to date with 34 knots cruise at your fingertips thanks to its Volvo Penta D6-400 engines.

She sports a graphite colored hard-top and hull band, reflective silver glazing, and titanium deck color that compliments the carbon fiber detailing. The upholstery is equally sporty as luxurious with burnt orange leather framed with woven carbon piping.

Основная информация

Тип судна: Моторная яхта

Подкатегория: Sport Cruiser

Модельный год: 2015

Год постройки: 2015

Страна: United States

Размеры

Длина общая: 39' 10" (12.14m)

Ширина: 11' 11" (3.63m)

Макс. осадка: 4' 0" (1.22m)

Длина привального бруса: 38' 0" (11.58m)

Скорость, вместимость и масса

Крейс. скорость: 34 Kts. (39 MPH)

Размещение

Всего кают: 2

Всего ком. состава: 1

Корпус и палуба

Материал корпуса: Fiberglass

Комплектация корпуса: Deep Vee

Информация о двигателе

Двигатели: 2

Производитель: Volvo Penta

Модель: D6-400

Тип двигателя: Inboard

Тип топлива: Diesel

ПОДРОБНОЕ ОПИСАНИЕ

Options

- walnut gloss or wenge gloss
- air conditioning tropical and domestic appliance pack with ceramic hood, microwave, cockpit bar/refrigerator and 7kW generator
- 19" TV with fusion AV700 DVD/radio and wireless connectivity to saloon
- inverter and breaker – enables audio/visual equipment to run on 12V DC
- BBQ griddle in cockpit – mains voltage
- Garmin GHP 10 autopilot for use with joystick option
- Garmin GMR 18 HD Radome 4kW (includes light mast upgrade)
- Garmin GPSmap 6012 (12") display to helm
- synthetic decking to side decks
- powered hydraulic submersible bathing platform – 350kg lifting capacity
- sofa bed convertible to 3rd berth in aft cabin (see interior page for fabric choices)
- mood lighting to cabins
- orange underwater lights x 6
- passerelle preparation
- bow thruster
- holding tank with macerator, diverter for sea discharge and deck pump-out
- skylight in galley
- bed conversion for settee in main saloon
- shore power cord
- speakers to cockpit with Fusion NRX200 wired remote
- painted hull colour to be extended down to the water line

Hull and Construction

- All gel coat and glass fibre hand laid with unidirectional, biaxial and woven rovings
- Antifouling protection to hull
- Deep 'V' forward; 18° deadrise aft
- Design, layout and detailing by the Fairline Design Team. Naval architecture and structural engineering by Bernard Olesinski
- Full length moulded spray deflectors
- Hull/deck join bolted and bonded
- Integrally moulded engine bearers
- Isophthalic gel coat backed by isophthalic resin-rich powder-bound glass mat
- The deck incorporates polyurethane foam cores for high strength and excellent thermal insulation
- Transverse and longitudinal strengthening stringers throughout hull

Deck

- Anchor chain locker
- Anchor winch (electric)
- Anchor winch controls
- Calibrated anchor chain
- Concealed telescopic swim ladder to bathing platform
- Ensign and staff
- Fender set
- Full set of IMCO navigation lights
- Hot and cold water transom shower
- Moulded non-slip deck surface
- Recessed self-draining area on foredeck for coachroof sun cushions

- Riding light
- Rubbing strake
- Self-stowing Delta® anchor
- Stainless Steel bow, spring and stern cleats
- Stainless Steel bow fairlead(s)
- Stainless Steel handrails
- Stainless Steel pulpit
- Stainless Steel stemhead roller
- Stainless Steel transom wing cleats
- Teak laid bathing platform
- Toughened glass curved windscreen
- Transom gate from cockpit to integral bathing platform
- Twin horns
- Water filler(s)
- Windscreen washers
- Windscreen wipers

Cockpit

- 12V heavy duty weatherproof socket
- Bathing platform lights
- Boat hook
- Central dining area
- Cockpit bar with sink, hot and cold water and integrated waste bin
- Cockpit carpet
- Cockpit hood on stainless steel frame, converting to sun canopy
- Companion seating to helm

- Drinks holders
- Engine bay access hatch with stainless steel electric ram
- Fender stowage
- Glove locker
- Life raft stowage
- Manual bilge pump(s)
- Mooring warps
- Moulded non-slip deck surface
- Radar arch with down-lighting
- Stainless Steel handrails
- Step for side deck access
- Stowage lockers under cockpit seat
- Warp lockers

Salon

- 19" flatscreen TV with Video iBoat dock
- Access to day heads
- Aerial and connections for television
- Cocktail table converts to dining table
- Curved companionway timber steps with solid wood handrail
- Deck hatch with flyscreen and blind
- Full-height standing headroom
- LED ceiling lights
- Lockers (overhead)
- Panoramic hull windows
- Sliding door to cockpit with integral blind system

- Sofa
- Stowage lockers under dinette seating
- Underfloor stowage hold

Master Stateroom

- Access to shower/wc compartment
- Bedside stowage
- Full-height standing headroom
- Halogen ceiling lights
- Hatch to foredeck
- Headboard shelf unit
- LED ceiling lights
- Lockers (overhead)
- Mirror • Moulded stowage locker under hinged bedboard for optional stool stowage
- Oversized double bed
- Stainless Steel opening porthole(s) with flyscreen
- Twin trinket lockers
- Wardrobe(s) Aft

Guest Stateroom

- Bedside stowage
- Chest of drawers
- Full length berths x 2 with conversion to double bed
- LED ceiling lights
- Headboard shelf unit
- Mirror

- Opening window to cockpit
- Reading lights
- Stainless Steel opening porthole(s) with flyscreen
- Vanity unit
- Wardrobe(s)

Head

- 220V/240V shaving point
- Automatic shower tray pump-out system • Electric silent-flush freshwater toilet
- Extractor fan
- Foundations® vanity unit locker and basin with hot and cold pressurised water
- Full set of bathroom fittings
- Full standing height shower with integral shower tray, adaptable shower head and rotating screen
- Hand Basin with hot and cold water
- Mirror
- Stainless Steel opening porthole(s) with flyscreen
- Stowage locker

Galley

- 2-burner gas hob, oven and grill
- Control panel for 12V/240V domestic electrical circuits
- Crockery stowage
- Fire extinguisher
- Foundations® work surface with covers
- LED ceiling lights

- Integrated waste bin
- Lacquered cupboard doors
- Lockers (overhead) • Panoramic hull windows
- Refrigerator 4.6cu.ft. (130L) with automatic 12V/240V change-over
- Sink/drainер with hot and cold mixer tap
- Work surface lights

Engines

- Aerodynamically designed engine air intakes
- Automatic bilge pumps for engine bay with manual 'on' override
- Automatic engine bay fire extinguisher system
- Electric engine bay fan(s)
- Electric trim tabs with cathodic protection
- Engine bay lights
- Engine room soundproofing
- High capacity emergency manual bilge pump system with changeover valves
- Sea cocks on all inlets/outlets below waterline

Electrical

- All 240V, 24V and 12V circuits (where applicable) protected by circuit breakers with main electrical load control panel
- Heavy duty circuit breakers
- Isolating switches to all batteries 12 Volt • Batteries - 2 x heavy duty batteries for domestic services
- Battery - 1 x heavy duty battery for exclusive port engine starting
- Battery - 1 x heavy duty battery for exclusive starboard engine starting
- Emergency battery coupling system permits starboard engine battery to start port

engine if domestic batteries accidentally discharged 240 Volt

- Polarity check and earth leakage protection system
- Power points throughout the boat (fed from shore power or generator)
- Regulated battery charger
- Shore power supply

Helm

- 12V socket
- Bilge pump switches with integral operating warning lights and audible alarms
- Bolstered helm seat
- Chart stowage
- Chart table and light
- Co-pilot grab rail
- Controls for engine bay fire extinguisher system
- Drinks holders
- Electronic single-lever throttle and gear controls for port and starboard engines
- Folding foot plinth
- Fuel gauges
- Full engine instrumentation including; tachometers, oil pressure gauges, temperature gauges, battery condition indicators, audible alarms and engine hour meters
- Garmin GMI 10 digital multi-function instrument system with colour display
- Garmin VHF 300i marine radio
- Helm position indicator
- High speed magnetic compass
- Remote anchor winch controls
- Searchlight with remote control at helm

- Sterndrive trim controls
- Waterproof switches for navigation and riding lights, windscreen wipers and engine bay extractor fan(s)

Disclaimer

The Company offers the details of this vessel in good faith but cannot guarantee or warrant the accuracy of this information nor warrant the condition of the vessel. A buyer should instruct his agents, or his surveyors, to investigate such details as the buyer desires validated. This vessel is offered subject to prior sale, price change, or withdrawal without notice.



Исключения

При продаже яхты исключаются личные вещи владельца.

Отказ от ответственности

Компания предоставляет описание судна или яхты добросовестно, но не может гарантировать точность этой информации, а также не ручается за техническое состояние. Покупатель должен проинструктировать своих агентов или оценщиков исследовать представленную информацию более подробно, по собственному желанию. Продажа судна или яхты, изменение цены или снятие с продажи будет происходить без предварительного уведомления.


ФОТОГРАФИИ











КОНТАКТЫ

Андрей Шестаков (Andrey Shestakov) – ведущий яхтенный брокер отдела продаж яхт и судов компании Shestakov Yacht Sales Inc. Официальный представитель Shestakov Yacht Sales Inc. для русскоговорящих клиентов в центральном офисе компании в Майами/Форт Лодердейл/Флорида/США.

Контактная информация

Email: **andrey@shestakovyachtsales.com**

Web: **shestakovyachtsales.com**

Телефоны

Краснодарский край: **+7(918)465-66-44**

США, Майами, Флорида: **+1(954)274-4435**

Время работы

Понедельник – Суббота: **9:00 - 21:00** EDT

Воскресенье: **Закрыто**

Адрес



Harbour Towne Marina, 850 NE 3rd St, STE 213, Dania, FL 33004