

CANTABILE — SABRE YACHTS



Судостроитель: [SABRE YACHTS](#)

Год постройки: 1988

Модель: Cruising/Racing Sailboat

Цена: ЦЕНА ЯХТЫ ПО ЗАПРОСУ

Местонахождение: United States

Длина общая: 38' 0" (11.58m)

Ширина: 12' 4" (3.76m)

Мин. осадка: 4' 3" (1.30m)

Макс. осадка: 8' 0" (2.44m)

Купить **CANTABILE — SABRE YACHTS** а также выбрать подходящую вам яхту из нашего каталога яхт вам поможет опытный яхтенный брокер Андрей Шестаков. На сегодняшний день компания **Shestakov Yacht Sales Inc.** имеет большое количество яхт в собственном списке продаж, а также тесно сотрудничает со всеми крупными яхтенными производителями по всему миру.

Для того чтобы купить яхту **CANTABILE — SABRE YACHTS** а также проконсультироваться по любому вопросу связанному с покупкой, продажей, чартером яхт позвоните по телефону **+7(918)465-66-44**.

ОГЛАВЛЕНИЕ

ОГЛАВЛЕНИЕ	2
ХАРАКТЕРИСТИКИ	4
Обзор	4
Основная информация	4
Размеры	5
Скорость, вместимость и масса	5
Размещение	5
Корпус и палуба	5
Информация о двигателе	5
ПОДРОБНОЕ ОПИСАНИЕ	6
Features	6
ACCOMMODATIONS	10
GALLEY	11
HEAD	12
WATER SYSTEMS	12
HULL AND DECK	12
SAILS AND RIGGING	13
ENGINE & MACHINERY	14
ELECTRICAL	15
ELECTRONICS	15
OTHER EQUIPMENT	16
EXCLUSIONS	16
Исключения	16
Отказ от ответственности	16
ФОТОГРАФИИ	18
СРУВ Logo	24
Sabre 38 MKII layout	25
КОНТАКТЫ	26

Контактная информация	26
Телефоны	26
Время работы	26
Адрес	26

ХАРАКТЕРИСТИКИ

Обзор

Please contact me for a FaceTime live walk-thru showing of this boat!

The Sabre 38 has proven to be Sabre's most popular and successful model. The MKI began production in 1981; after around 100 hulls the MKII came to be in 1988. The MKII's were built until 1995 when hull #215 was completed.

The Sabre 38 was designed to be a large, comfortable performance cruiser built to Sabre's exacting standards. They are constructed largely by hand by skilled Maine craftsmen to exacting construction standards with a finish in keeping with solid Sabre quality and heritage. They are known as some of the best-built vessels afloat.

She's the culmination of many years of design evolution; Sabre notes, "She evolved from a heritage of easily driven hull shapes, impeccably crafted interiors, and well-proportioned sail plans. The efficient utilization of living space, contemporary styling and sea-kindly demeanor represent Sabre's most advanced thinking in a racer/cruiser design."

CANTABILE is hull number 115 and a fine example of the keel centerboard version. With her shallow draft of only 4'3" you can sail to places out of reach of deeper draft vessels. The Chesapeake Bay, Albemarle Sound, Florida Keys, and the Bahamas can be your cruising grounds. And you won't have to sacrifice on sailing performance because with the board down you have 8' draft and will perform well to windward.

CANTABILE's owners have loved, maintained and enjoyed her for many years. They now are looking to move into a powerboat and so are parting ways with their beloved Sabre.

If you are looking for a quality boat with beautiful lines, a proven heritage and great performance *CANTABILE* is certainly worthy of your personal inspection. Call and make an appointment to see her today!

Основная информация

Тип судна: Cruising/Racing Sailboat

Подкатегория: Sloop

Модельный год: 1988

Год постройки: 1988

Страна: United States

Верх: Bimini Top

Кубрик: Да

Размеры

Длина общая: 38' 0" (11.58m)

Длина по ватерлинии: 31' 5" (9.58m)

Ширина: 12' 4" (3.76m)

Мин. осадка: 4' 3" (1.30m)

Макс. осадка: 8' 0" (2.44m)

Трапы: 55' 6" (16.92m)

Скорость, вместимость и масса

Водоизмещение: 17300 Pounds

Вместимость воды: 80 Gallons

Вместимость сточного бака: 30 Gallons

Объем топливного бака: 40 Gallons

Размещение

Всего кают: 2

Всего коек: 7

Спальные места: 7

Всего ком. состава: 1

Корпус и палуба

Материал корпуса: Fiberglass

Материал палубы: Fiberglass Sandwich

Комплектация корпуса: Centerboard

Цвет корпуса: Blue

Информация о двигателе

Двигатели: 1

Производитель: Westerbeke

Модель: 33B

Тип двигателя: Inboard

Тип топлива: Diesel

ПОДРОБНОЕ ОПИСАНИЕ

Features

Accommodations

Master stateroom: The 6'6" x 21" x 56" berth is located on centerline, with fiddled shelves on either side running the length of the berth. On either side of the bed there is a fiddled counter space with storage beneath them. Beneath the bunk there are two large drawers and two lockers. There is also a large storage area beneath the mattress. On the port side aft of the bunk is a seat that has storage beneath and behind it and an overhead locker above it. Along the aft bulkhead is a single sink with hot and cold pressure water, a fresh water foot pump and a small locker beneath the sink. On starboard there's a hanging locker with a fiddled shelf above. Lighting and ventilation are provided by a large overhead hatch, two opening ports and three overhead lights. Head room in here is 6'2".

Saloon: Moving aft into the saloon there is a 6'4" long straight settee on starboard, with storage beneath and behind the settee. Above and behind are four rattan doored lockers with a fiddled shelf cubby between them. On port is an L-shaped settee that can slide out to create a nice double berth. There is storage behind the seat backs along the hullside and the cabinetry is a mirror of the storage on starboard. The dinette table is bulkhead mounted and has shelf storage behind it. The table will accommodate three to four very comfortably. A leaf can be raised for additional seating on starboard. Lighting and ventilation are provided by three overhead lights, one bulkhead mounted light, two dorade vents, four opening ports and an overhead hatch. Head room in the saloon is 6'3".

Nav station: The nav station is located on starboard and is aft facing behind the settee. Beneath the nav desk there is plenty of storage, with three drawers and a drop front locker beneath that. The seat has an upholstered cushion and back rest; beneath the seat are the house batteries. Along the hullside are the electronics and a locker with sliding doors. The electrical panel is directly above the nav top aft. Lighting and ventilation are provided by an overhead light, map light, a fixed light in the house side and an overhead hatch. Head room here is 6'2".

Head: The head is located at the base of the companionway on starboard and aft of the nav station. The interior is bright and spacious, with fiberglass and laminate surfaces for easy wipe-down. As you enter, the sink is located immediately to your left and has a locker beneath it. The head is to the right of that and has drop-front door locker immediately behind it. Above the counter and head are 4 shelves with sliding door fronts. Next aft is the shower area, with a shower seat and a wet hanging locker behind the shower seat. Lighting and ventilation are provided by a fixed light, an opening port, 2 overhead lights and an overhead hatch. Head room is 6'.

Galley: The L-shaped galley is located on port at the base of the companionway and is efficiently laid out with good counter space. The stove is located along the hull and has a laminate countertop cover when not in use. Beneath it there is a drop front locker for pans. In the

corner to the right of the stove is a spacious refrigerated ice box. Continuing around and towards centerline is a top-loading trash bin with a cutting board cover followed by a double sink. Beneath them is a double door locker and two drawers, while to the right of the sink there is a drop-down counter extension. Along the hull are four lockers with sliding doors. Lighting and ventilation are provided by two fixed lights in house sides, three overhead lights and an opening hatch. Head room is 6'3"

Aft stateroom: Entry to the aft cabin is behind the galley on port. As one enters the space there is a changing seat with a hanging locker above it. The berth is 78" x 58" and has storage beneath it. Teak staving lines the hullsides, with four drop front lockers running the length of the berth a fiddle shelf above those. Additionally, there is counter space on top of the engine box. Lighting and ventilation are provided by three opening ports, one hatch, one fixed light, one overhead and one wall-mounted light. Headroom entering this cabin is 6'.

- Hull sides throughout lined with teak staving
- Woven rattan locker doors in the saloon
- Teak & holly cabin sole
- Padded headliner with removable teak staving in saloon

Galley

- Regal CNG 4-burner stove with oven and safety bar
- Marinetics CNG control switch
- Deep double brushed stainless steel sinks
- Hot/cold water mixer with pull-out sprayer faucet
- Ice box with Adler Barbour 12v refrigeration
- Ice box pump out

Head

- Fiberglass molded sink
- Scandvik hot/cold pressure water with pull out shower wand
- Fresh water foot pump
- Teak shower grate
- Electric shower sump pump
- Raritan PS2 manual head
- Y-valve for overboard discharge

Water Systems

- Raritan 12-gallon hot water heater
- Jabsco electric fresh water pump
- Manual fresh water foot pump in forward stateroom
- Jabsco accumulator tank
- Manual bilge pump at helm
- Electric bilge pump

- Anchor washdown system ('18)

Hull and Deck

- Shoal draft keel/ centerboard configuration is 4'3" board up / 8'0" board down
- Bottom paint ('19)
- Diamond patterned non-skid deck
- Teak toe rails
- Teak grab rails
- Six mooring cleats
- Double bow anchor roller
- Bruce 20KG anchor with 100' of 3/8" HT chain (chain in '18)
- Lewmar CPX-4 vertical windlass with drum & gypsy ('18)
- Up and down foot switches for windlass
- Stainless steel bow and stern pulpits
- Double wire lifelines with port and starboard gates
- Drop down transom gate with stainless steel and teak swim ladder
- Kato Marine dinghy davits ('15)
- Dodger
- Bimini
- One shallow and three deep cockpit lockers
- Teak cockpit coaming caps
- Line cubbies in cockpit coamings

Sails and Rigging

- Harken roller furler
- Keel-step double spreader mast with rod rigging
- Tides Marine strong track
- Boom replaced ('17)
- Mast mounted spinnaker pole
- Rigid boom vang
- Mid-boom sheeting
- Lazy jacks
- All lines are led to aft to the cockpit
- Harken mainsheet traveler and car
- Inboard and outboard genoa tracks
- Gybe preventer
- Spinnaker halyard
- Lewmar #52 two-speed self-tailing primary winches
- Lewmar #24 winches on house top (2)
- Lewmar #30 winch on house top
- Lewmar #30 two-speed self-tailing winch on house top
- Spinlock line clutches (5)
- Schaffer turning blocks on raised pads

- North full battened main ('16)
- North asymmetrical Genoa ('16)
- Mainsail cover
- Winch handles
- I: 49.50
- J: 15.80
- P: 43.40
- E: 13.80

Engine and Machinery

- Westerbeke #33B four-cylinder diesel engine with 2735 hours
- Groco raw strainer
- Racor 500 fuel filter/water separator
- Vernalift muffler
- Dripless shaft seal
- Engine room light
- Edson steering pedestal with stainless steel pedestal guard
- 2 lever engine control
- Stainless steel 40" Destroyer wheel
- Ritchie compass

Electrical

- 30A 120V shore power connection with 50' shore power cord
- Bass 120V AC panel with volt and amp meters
- 120V AC reverse polarity indicator
- 120V receptacles throughout with GFCI
- Bass 12v DC electrical panel with volt and amp meters
- West Marine Group 24 starting battery
- West Marine Group 27 AGM house batteries (2)
- West Marine battery combiner
- Perko battery selector switch
- Floor courtesy lights throughout
- 12v receptacles at nav & helm
- West Marine 400W inverter

Electronics

Helm instruments:

- Garmin GPS map 547XS chart plotter/speed/depth at helm ('14)
- Garmin GMI 20 wind indicator ('14)
- Autohelm ST4000 autopilot

Nav station instruments:

- Garmin GPS 128
- Link 5000 Wind/Link 5000 Speed/Log/Depth multi-display
- Standard Horizon VHF radio
- ICOM IC-M72 submersible handheld VHF radio
- Sony CDX-GT 310 stereo system
- Stereo speakers in saloon

Other Equipment

- Cockpit cushions
- Lifesling
- Throwable cushions (2)
- Magma LPG grill
- Screen bin boards for companionway
- Rod holder
- Emergency tiller

Exclusions

Owner's personal effects and any items not specifically described in this listing

ACCOMMODATIONS

Master stateroom: The 6'6" x 21" x 56" berth is located on centerline, with fiddled shelves on either side running the length of the berth. On either side of the bed there is a fiddled counter space with storage beneath them. Beneath the bunk there are two large drawers and two lockers. There is also a large storage area beneath the mattress. On the port side aft of the bunk is a seat that has storage beneath and behind it and an overhead locker above it. Along the aft bulkhead is a single sink with hot and cold pressure water, a fresh water foot pump and a small locker beneath the sink. On starboard there's a hanging locker with a fiddled shelf above. Lighting and ventilation are provided by a large overhead hatch, two opening ports and three overhead lights. Head room in here is 6'2".

Saloon: Moving aft into the saloon there is a 6'4" long straight settee on starboard, with storage beneath and behind the settee. Above and behind are four rattan doored lockers with a fiddled shelf cubby between them. On port is an L-shaped settee that can slide out to create a nice double berth. There is storage behind the seat backs along the hullside and the cabinetry is a mirror of the storage on starboard. The dinette table is bulkhead mounted and has shelf storage behind it. The table will accommodate three to four very comfortably. A leaf can be raised for additional seating on starboard. Lighting and ventilation are provided by three overhead lights, one bulkhead mounted light, two dorade vents, four opening ports and an overhead hatch. Head room in the saloon is 6'3".

Nav station: The nav station is located on starboard and is aft facing behind the settee. Beneath the nav desk there is plenty of storage, with three drawers and a drop front locker beneath that. The seat has an upholstered cushion and back rest; beneath the seat are the house batteries. Along the hullside are the electronics and a locker with sliding doors. The electrical panel is directly above the nav top aft. Lighting and ventilation are provided by an overhead light, map light, a fixed light in the house side and an overhead hatch. Head room here is 6'2".

Head: The head is located at the base of the companionway on starboard and aft of the nav station. The interior is bright and spacious, with fiberglass and laminate surfaces for easy wipe-down. As you enter, the sink is located immediately to your left and has a locker beneath it. The head is to the right of that and has drop-front door locker immediately behind it. Above the counter and head are 4 shelves with sliding door fronts. Next aft is the shower area, with a shower seat and a wet hanging locker behind the shower seat. Lighting and ventilation are provided by a fixed light, an opening port, 2 overhead lights and an overhead hatch. Head room is 6'.

Galley: The L-shaped galley is located on port at the base of the companionway and is efficiently laid out with good counter space. The stove is located along the hull and has a laminate countertop cover when not in use. Beneath it there is a drop front locker for pans. In the corner to the right of the stove is a spacious refrigerated ice box. Continuing around and towards centerline is a top-loading trash bin with a cutting board cover followed by a double sink. Beneath them is a double door locker and two drawers, while to the right of the sink there is a drop-down counter extension. Along the hull are four lockers with sliding doors. Lighting and ventilation are provided by two fixed lights in house sides, three overhead lights and an opening hatch. Head room is 6'3"

Aft stateroom: Entry to the aft cabin is behind the galley on port. As one enters the space there is a changing seat with a hanging locker above it. The berth is 78" x 58" and has storage beneath it. Teak staving lines the hullsides, with four drop front lockers running the length of the berth a fiddle shelf above those. Additionally, there is counter space on top of the engine box. Lighting and ventilation are provided by three opening ports, one hatch, one fixed light, one overhead and one wall-mounted light. Headroom entering this cabin is 6'.

- Hull sides throughout lined with teak staving
- Woven rattan locker doors in the saloon
- Teak & holly cabin sole
- Padded headliner with removable teak staving in saloon

GALLEY

Regal CNG 3-burner stove with oven and safety bar

Marinetics CNG control switch

Deep double brushed stainless steel sinks

Hot/cold water mixer with pull-out sprayer faucet

Ice box with Adler Barbour 12v refrigeration

Ice box pump out

HEAD

Fiberglass molded sink

Scandvik hot/cold pressure water with pull out shower wand

Fresh water foot pump

Teak shower grate

Electric shower sump pump

Raritan PS2 manual head

Y-valve for overboard discharge

WATER SYSTEMS

Raritan 12-gallon hot water heater

Jabsco electric fresh water pump

Manual fresh water foot pump in forward stateroom

Jabsco accumulator tank

Manual bilge pump at helm

Electric bilge pump

Anchor washdown system ('18)

HULL AND DECK

Shoal draft keel/ centerboard configuration is 4'3" board up / 8'0" board down

Bottom paint ('19)

Diamond patterned non-skid deck

Teak toe rails

Teak grab rails

Six mooring cleats

Double bow anchor roller

Bruce 20KG anchor with 100' of 3/8" HT chain (chain in '18)

Lewmar CPX-4 vertical windlass with drum & gypsy ('18)

Up and down foot switches for windlass

Stainless steel bow and stern pulpits

Double wire lifelines with port and starboard gates

Drop down transom gate with stainless steel and teak swim ladder

Kato Marine dinghy davits ('15)

Dodger

Bimini

One shallow and three deep cockpit lockers

Teak cockpit coaming caps

Line cubbies in cockpit coamings

SAILS AND RIGGING

Harken roller furler

Keel-step double spreader mast with rod rigging

Tides Marine strong track

Boom replaced ('17)

Mast mounted spinnaker pole

Rigid boom vang

Mid-boom sheeting

Lazy jacks

All lines are led to aft to the cockpit

Harken mainsheet traveler and car

Inboard and outboard genoa tracks

Gybe preventer

Spinnaker halyard

Lewmar #52 two-speed self-tailing primary winches

Lewmar #24 winches on house top (2)

Lewmar #30 winch on house top

Lewmar #30 two-speed self-tailing winch on house top

Spinlock line clutches (5)

Schaffer turning blocks on raised pads

North full battened main ('16)

North asymmetrical Genoa ('16)

Sail cover

Winch handles

I: 49.50

J: 15.80

P: 43.40

E: 13.80

S.A./Disp.: 18.07

ENGINE & MACHINERY

Westerbeke #33B four-cylinder diesel engine with 2735 hours

Groco raw strainer

Racor 500 fuel filter/water separator

Vernalift muffler

Dripless shaft seal

Engine room light

Edson steering pedestal with stainless steel pedestal guard

2 lever engine control

Stainless steel 40" Destroyer wheel

Ritchie compass

ELECTRICAL

30A 120V shore power connection with 50' shore power cord

Bass 120V AC panel with volt and amp meters

120V AC reverse polarity indicator

120V receptacles throughout with GFCI

Bass 12v DC electrical panel with volt and amp meters

West Marine Group 24 starting battery

West Marine Group 27 AGM house batteries (2)

West Marine battery combiner

Perko battery selector switch

Floor courtesy lights throughout

12v receptacles at nav & helm

West Marine 400W inverter

ELECTRONICS

Helm instruments:

Garmin GPS map 547XS chart plotter/speed/depth at helm ('14)

Garmin GMI 20 wind indicator ('14)

Autohelm ST4000 autopilot

Nav station instruments:

Garman GPS 128

Link 5000 Wind/Link 5000 Speed/Log/Depth multi-display

Standard Horizon VHF radio

ICOM IC-M72 submersible handheld VHF radio

Sony CDX-GT 310 stereo system

Stereo speakers in saloon

OTHER EQUIPMENT

Cockpit cushions

Lifesling

Throwable cushions (2)

Magma LPG grill

Screen bin boards for companionway

Rod holder

Emergency tiller

EXCLUSIONS

Owner's personal effects and any items not specifically described in this listing

Исключения

При продаже яхты исключаются личные вещи владельца.


Отказ от ответственности


Компания предоставляет описание судна или яхты добросовестно, но не может гарантировать точность этой информации, а также не ручается за техническое

состояние. Покупатель должен проинструктировать своих агентов или оценщиков исследовать представленную информацию более подробно, по собственному желанию. Продажа судна или яхты, изменение цены или снятие с продажи будет происходить без предварительного уведомления.

ФОТОГРАФИИ








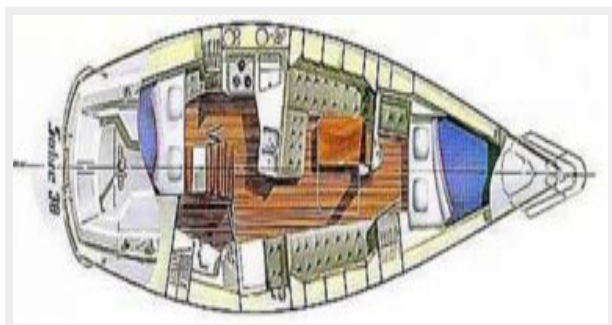




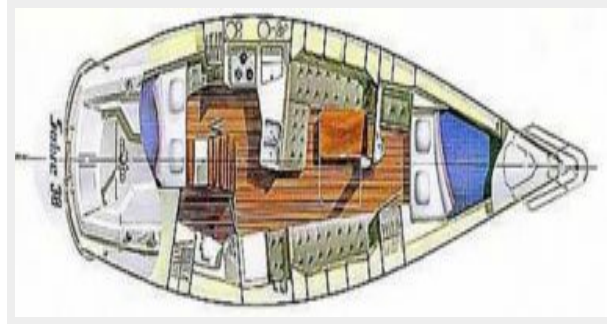




CPYB Logo



Sabre 38 MKII layout



КОНТАКТЫ

Андрей Шестаков (Andrey Shestakov) – ведущий яхтенный брокер отдела продаж яхт и судов компании Shestakov Yacht Sales Inc. Официальный представитель Shestakov Yacht Sales Inc. для русскоговорящих клиентов в центральном офисе компании в Майами/Форт Лодердейл/Флорида/США.

Контактная информация

Email: andrey@shestakovyachtsales.com

Web: shestakovyachtsales.com

Телефоны

Краснодарский край: **+7(918)465-66-44**

США, Майами, Флорида: **+1(954)274-4435**

Время работы

Понедельник – Суббота: **9:00 - 21:00**
EDT

Воскресенье: **Закрито**

Адрес



Harbour Towne Marina, 850 NE 3rd St,
STE 213, Dania, FL 33004