

GAYLE WINS — JEANNEAU



Builder: JEANNEAU

Year Built: 2018

Model: Cruising/Racing Sailboat

Price: PRICE ON APPLICATION

Location: United States

LOA: 51' 0" (15.54m)

Beam: 15' 0" (4.57m)

Min Draft: 0' 0" (0.00m)

Max Draft: 5' 8" (1.73m)

Our experienced yacht broker, Andrey Shestakov, will help you choose and buy a yacht that best suits your needs **Gayle Wins — JEANNEAU** from our catalogue. Presently, at Shestakov Yacht Sales Inc., we have a wide variety of yachts available on our sale's list. We also work in close contact with all the big yacht manufacturers from all over the world.

If you would like to buy a yacht **Gayle Wins — JEANNEAU** or would like help answering any questions concerning purchasing, selling or chartering a yacht, please call **+1(954)274-4435**

TABLE OF CONTENTS

TABLE OF CONTENTS	2
SPECIFICATIONS	6
Overview	6
Basic Information	6
Dimensions	6
Speed, Capacities and Weight	7
Accommodations	7
Hull and Deck Information	7
Engine Information	7
DETAILED INFORMATION	8
Notable Options and Upgrades	8
Preference & Excellence Pack	8
Terrace Pack	9
Electronic Ocean Pack	9
Deck Equipment	9
Cockpit & Transom	10
Mast & Rigging	11
Sails	11
Interior Classic	12
Companionway	12
Galley	12
Upper Storage Cabinets/Appliances	13
Sail Locker -Forward	13
Forward Stateroom _ Owner's	13
Large en-suite Compartment	14
VIP Stateroom - Port Aft	14
En-suite Washroom Compartment	14
Workshop/Utility Room	14

Electrical	15
Engine System	15
Exhaust System	15
Ventilation System	16
Fuel System	16
Fresh Water System	16
Raw Water System	16
Waste Water System	16
Bilge Drainage	17
Safety and Standards	17
Exclusions	17
Exclusions	17
Disclaimer	17
PHOTOS	18
Transom	18
Cockpit Seating	18
Cockpit Seating	18
Cockpit Dining Table	18
Cockpit Dining Table	18
Steering Station	18
Steering Station	19
Walk Through Windshield	19
Cockpit Locker	19
Cockpit Locker	19
Cockpit Generator	19
Tracks	19
Transom	20
Walkway to Bow	20
Bow Sun Lounge	20

Bow	20
Bow	20
Bow Locker	20
Windlass	21
Salon	21
Salon	21
Salon Seating	21
Salon / Dinette	21
Dinette	21
Galley	22
Galley	22
Interior Storage	22
Galley	22
Main Distribution Panel	22
Master Stateroom	22
Master Stateroom	23
Master Stateroom	23
Master Stateroom Vanity	23
Master Stateroom Head	23
Master Stateroom Shower Stall	24
VIP Stateroom	24
VIP Stateroom Vanity	24
VIP Stateroom Head	24
39	25
Interior Storage	25
Interior Storage	25
Engine Room	25
Engine Room	26
CONTACTS	27

Contact details	27
Telephones	27
Office hours	27
Address	27

SPECIFICATIONS

Overview

PRELIMINARY LISTING ADDITIONAL PHOTOS TO FOLLOW

This 2018 Jeanneau 51 is represented by Galati Yacht Sales, Tampa FL and the benefits from the latest innovations that have made Jeanneau Yachts so successful: unequalled level of finish, unrivalled quality of life aboard and maximum ease of handling.

Inspired by the Jeanneau 54, this new model was designed by naval architect, Philippe Briand and designer, Andrew Winch. Living spaces have been carefully studied, with meticulous attention to detail and the use of fine materials, to contribute to an excellent cruising experience and a luxurious lifestyle on board.

This 2018 Jeanneau 51 is optioned and rigged to perfection. She has the preferred ALPI teak interior, 2/2 layout with workshop and convertible dinette, upgraded 110HP Yanmar diesel engine and many more notable options and upgrades. Owner has found their new boat and is ready for this one to go to her new home. This Jeanneau 51 is seriously for sale, so bring an offer and step aboard as she will not disappoint and you will be sailing into the sunset!

Conveniently located near our Kemah, Texas Galati Yacht Sales location. Call today for a full showing.

Basic Information

Category: Cruising/Racing Sailboat

Model Year: 2018

Year Built: 2018

Country: United States

Registration #: 2395EN

Cockpit: Yes

Dimensions

LOA: 51' 0" (15.54m)

Beam: 15' 0" (4.57m)

Min Draft: 0' 0" (0.00m)

Max Draft: 5' 8" (1.73m)

MFG Length: 51' 0" (15.54m)

Speed, Capacities and Weight

Water Capacity: 169 Gallons

Fuel Capacity: 63 Gallons

Accommodations

Total Cabins: 2

Sleeps: 4

Total Heads: 2

Hull and Deck Information

Hull Material: Fiberglass

Engine Information

Engines: 1

Manufacturer: Yanmar

Model: 4JH110CR

Engine Type: Inboard

Fuel Type: Diesel

DETAILED INFORMATION

Notable Options and Upgrades

- Upgraded Yanmar 110HP engine
- 2 Cabin/2 Head with utility room layout
- Preferred Alpi Teak interior
- 8KW generator
- Electric primary winches
- Fairleads on transom
- Mooring kit
- Anchoring kit
- Fold-up helm seats
- Retractable dinghy davits
- Charcoal grey sunbrella sprayhood
- Charcoal grey steering wheel covers
- Charcoal grey cockpit table cover
- Charcoal grey sunbrella bimini with integrated LED lighting
- Folding cockpit table with wooden leaves
- Nette Cadet grey cockpit cushions
- Cadet grey foredeck sun mattress
- Wine cabinet in utility room
- Freezer drawer with icemaker in galley
- Washing machine and tumble dryer
- Upgraded 40,000 BTU air conditioning
- High/low folding salon table
- Electric toilets with quiet flush
- 2000VA 12V-115V inverter
- 3 Blade folding propeller
- TV antenna
- Hide away retractable 32" TV
- 85 lb. Mantus anchor with 150 feet 7/16" chain and 150 feet of line

Preference & Excellence Pack

- Bow thruster in tunnel
- LED navigation and anchoring lights
- CD/DVD/MP3 Fusion player
- Bose speaker system in the saloon and cockpit
- Speakers
- Battery chargers - 1X40A
- Additional house batteries - 2X115A/H

- 3 Burner stove, oven and grill
- Shades on lateral windows and saloon hull windows
- Electric "rewind" Halyard winch-(port and starboard)
- Second windlass control at helm with chain counter
- Courtesy lighting in cockpit
- Indirect lighting in cabins and saloon
- Dock water connection
- USB plugs at chart table
- Upgraded house gel house

Terrace Pack

- Opening aft terrace ace
- Teak cockpit floor
- Teak battens on terrace

Electronic Ocean Pack

- 1-Raymarine I70's multifunction display
- 1-Depth speed sensor
- 1-Masthead wind sensor
- 1-Raymarine Ray 260 VHF
- 1-AIS 650 Raymarine Transceiver
- 1-External RayMic260 Handset
- 1-Raymarine P70's autopilot plus ACU400 core unit and gyrocompass
- 1-Autopilot wireless remote control – Smart controller
- 2-GPS Raymarine ES97 multi-function touchscreen displays with WiFi
- 1-Raymarine Quantum radar
- 2-GRP instrument consoles

Deck Equipment

- Steam head fitting stainless steel with double anchor rollers and attachment point for asymmetrical spinnaker
- Anchor windlass 1500W/12v with a chain wheel for 12mm / 1/2" chain and a line drum mounted on deck
- Protective Trim to keep chain from chafing on the deck
- Anchor Locker with access from the deck and location for manual handle and bitter end attachment point
- Open bow pulpit in stainless steel
- Double Lifeline in stainless steel wire 65 cm / 25" high

- Lifeline gates located just aft of amid-ship to either side
- Deck-edge bulwark in GRP runs from stem to stern

Mooring cleats in aluminum:

- 2 at the bow
- 2 amid-ship
- 2 at the stern
- Rub Strake in stainless steel below each cleat location
- Mast step (deck-stepped mast) in anodized aluminum with Harken blocks
- Main chain plates in stainless steel at deck edge
- Large deck hatch (70cm x 70cm / 27" x 27") providing access to forward sail locker. Hatch can be locked and has non-skid tape applied to surface.

Flush mounted deck hatches on coach roof in main saloon.

- 4 opening push hatches (51cm x 51cm / 20" x 20")

Flush mounted deck hatches on coach roof in forward cabin(s)

- 2 opening push hatches (51cm x 51cm / 20" x 20")
- 2 opening push hatches (33cm x 33cm / 13" x 13") over forward cabin (and washroom)
- Lateral coach roof windows drape drape-formed acrylic and bonded to deck.
- 2 opening ports integrated behind windows.

Drop down companionway hatch

- Vertical hatch slides down when opened, no hatch boards to store
- Can be set in closed, open and half-open positions
- Storage locker just aft of the companionway hatch
- Deck organizers on each side
- 2 stand up blocks on coach roof for main-sheet attachment
- Spinlock line stoppers folding padeyes on deck for spinnaker deck gear
- Harken genoa tracks with genoa sheet cars adjustable from the cockpit
- 2 Harken turning blocks for genoa sheets
- 1 harken 46.2 self-tailing coaming
- Mounted winch for halyards to port
- 2 harken 60.2 self-tailing coaming
- Mounted winches for genoa sheets
- 2 opening line lockers

Cockpit & Transom

- Lounging Area zone
- Dining area with seating for 6 people around large cockpit table
- Steering area with twin helm consoles, primary winches and engine controls

Large cockpit table in GRP with 2 drop-down leaves and the following:

- Indirect lighting

- Storage compartment
- Cup holders
- Bottle holders
- 12V accessory plug
- Life raft compartment

2 steering stations each with:

- Stainless steel steering wheel 90cm / 35" with a leather wrap
- Steering compass
- Stainless steel handrail
- Space for optional bow thruster control, autopilot control and instrumentation
- Gas locker for 2 gas bottles 27cm / 10 5/8" in diameter and 45cm / 17 11/16" high
- Large cockpit locker under starboard side bench seat with direct access
- 2 deep lazarette lockers behind helm with access to technical areas and steering system
- 2 backstay chain plates in stainless steel on each side of the stern
- Inlets for shore power cable(s)
- Large cockpit locker under cockpit door and access to optional generator compartment
- Swim platform with teak battens
- Fold down swim ladder with teak steps

Mast & Rigging

- Deck stepped, anodized deck stepped, anodized aluminum in mast furling mast, fractional rig built by z-spar.
- Double spreader design masthead with 2 aft sheaves for main halyard and boom topping lift and 1 spinnaker sheave forward
- 360° anchor light
- 1 forward sheave for genoa halyard
- 1 forward sheave for spinnaker topping lift
- Combination steaming and deck light
- Flag halyard padeyes under first set of spreaders
- Anodised aluminum boom for in-mast furling with outhaul sheave and roller-bearing car on track

Rigid vang with control lines lead aft to the cockpit

- Halyards and sheets in ultra-low-stretch Dyneema
- Additional lines and sheets in low-stretch polyester
- Facnor genoa furler above-deck drum with furling line lead aft to coaming winch

Sails

- Doyle Mainsail – 9.35oz dacron
- 506 sqft – White WeatherMax UV clew cover

Interior Classic

- Furniture: Alpi Teak with a satin varnish.
- Flooring: Laminate Oak with dark lines machined into laminate.

Companionway

Drop down companionway hatch

- Vertical hatch slides down when opened, no hatch boards to store
- Can be set in closed, open and half-open positions
- Stainless steel handrails to each side of entryway on the exterior
- Stainless steel handrails with leather wrap to each side of steps
- Wooden steps with non-skid strips and aluminum supports
- Access behind steps to engine compartment

Salon:

- Comfortable seating arrangement to starboard for 6 with view of sea through hull ports
- Deep, comfortable sofa to port with view of sea through hull ports
- Hinged storage compartments under settee seating's
- Upgraded salon table with chrome legs - fixed
- Courtesy lighting under steps to forward cabin and galley, as well as other steps throughout the boat
- LED indirect and overhead lighting
- 4 large fixed hull ports
- 4 opening low profile hatches
- Wine cellar under the floor with gas-lifter assisted opening

Galley

- Large U shaped galley to starboard with Corian® countertop
- Double stainless sinks with covers (storage for covers in cabinet below the sink)
- Chrome mixer tap
- Soft close, fully extending drawers with sliders and dampers that close the drawer slowly, silently and softly.
- Waste bin integrated into countertop.

Upper Storage Cabinets/Appliances

Appliances

- Gas cooker with 2 burners and oven, swivels, lockable, sliding cover allows more counter-top
- 130L / 34 US Gal combination fridge/freezer 12V
- Stainless steel handrail in front of stove for protection
- Courtesy lighting under steps
- Leather wrapped handrails dust pan integrated into the floorboard
- Navigation station:
- Large cushioned navigation seat with hinged storage compartment underneath
- Chart table with storage inside
- Chart reading light with red night-time vision mode
- Backlit main 12V panel with displays for monitoring battery and tank levels.
- 230V & 115V panels space provided for flush mounting, VHF and other instrumentation
- Storage space under electrical panel for books and other navigation equipment

Sail Locker -Forward

- Access via lockable deck hatch access ladder
- Access to bow thruster and technical area
- Lighting

Forward Stateroom _ Owner's

- Double berth double berth with high-density foam mattress (205 cm x 160 cm / 6'8" x 5'2")
- Large double hanging locker with interior courtesy lighting and 2 storage cabinets in lower unit
- Comfortable seat to either side of the berth pneumatically assisted opening
- Storage cabinets under side deck
- 2 large storage drawers under berth
- LED reading lights to each side of the berth
- Night stands to each side of the berth
- Indirect lighting under upper storage cabinets
- 2 fixed hull ports with aviation shades
- 2 large & small opening deck hatches for light and ventilation with pleated shades and insect screens

Large en-suite Compartment

- Cabinet with sink and Corian® countertop
- Lacquered upper storage lockers
- Deck hatch provides light and ventilation with pleated shade and insect screen
- LED overhead lighting and task lighting
- Standing shower separated by a Perspex door and Corian® shower seat
- Shower drain with foot switch
- Marine toilet with manual pump
- Mirror
- Clothes hook
- Towel bar

VIP Stateroom - Port Aft

- Double berth (202 cm x 160 cm / 6'7" x 5'2")
- Hanging locker
- Opening storage lockers to each side of the berth
- Night stands each side of the berth
- LED reading light
- Indirect lighting under cockpit floor
- Fixed hull port with aviation shade
- Opening port into the cockpit for ventilation

En-suite Washroom Compartment

- Cabinet with sink and Corian® countertop
- Lacquered upper storage lockers
- LED overhead lighting and task lighting
- Standing shower separated by a Perspex door and Corian® shower seat
- Shower drain with switch
- Marine toilet with manual pump
- Mirror
- Clothes hook
- Towel bar

Workshop/Utility Room

- Storage locker removable sliding baskets
- Large wet hanging locker
- Storage cabinet can accommodate a wine cooler or extra fridge

Electrical

Switched for main house system including:

- Lighting
- Refrigerator
- Water pumps
- Bilge pumps
- Electronics
- Navigation lights
- Main electrical panel at navigation station backlit in a soft blue color
- 12V accessory plug
- Selector switches with LCD display:
- DC Voltage levels of each battery bank
- Amperage consumption meter
- Fuel level selector (per tank)
- Water level selector (per tank)
- 230V and/or 115V panels for shore power/generator system include switching panels with integrated voltmeters to select shore power or generator sources and breakers for each individual circuit or appliance
- 12V for house and engine systems

House battery bank:

- 4 x 115 A/H 12V batteries (standard)
- 2 x 115 A/H 12V batteries (optional)
- House battery bank: Upgrade available to Dry t gel batteries
- 6 x 120 A/H 12V batteries • Engine battery bank:
- 1 x 120 A/H 12V battery (standard)
- Engine alternator: 125A
- Battery switches: in compartment to starboard of the companionway
- 230V OR 115V plugs in each cabin, saloon, chart table and galley
- LED interior lighting
- Courtesy lighting under interior steps

Engine System

YANMAR 4J110CR

- 110 HP
- Shaft Drive

Exhaust System

- Roto molded exhaust mixer
- Stainless steel exhaust exit on hull

Ventilation System

- Extractor fan located in engine room
- Ventilation ducting vents on transom

Fuel System

- Roto molded tank (240 l / 63 US Gal) located under aft cabin berths
- Inline fuel/water separator
- Fuel gauge at electrical panel

Fresh Water System

- Fresh water system with high-pressure 12V pump (19l/min / 5 US Gal/min), inline filter and accumulator tank
- Sea water and fresh water foot pump in the galley

2 roto molded water tanks

- 400L / 106 US Gal tank under the forward berth
- 240L / 63 US gal tank under aft cabin berth
- Tank manifold with selector valves located behind saloon seating
- Tank gauges located at the electrical panel
- 40 L / 11 US gal hot water heater connected to engine heat exchanger and 230V/ 115V electrical system
- Hot & cold water shower at the transom

Raw Water System

- Shower pumps with macerator function, activation of shower pumps via switch
- Sinks & washbasin drain directly overboard

Waste Water System

- Manual marine toilets with large bowl
- Roto molded holding tank 85 L / 23 US Gal located in each head
- Non-smell white pvc hosing

Bilge Drainage

- Each bilge pump has separate hosing from sump to through-hull
- Electric bilge pump located in bilge area with activation via switch at electrical panel
- Dual-action manual bilge pump located in the cockpit

Safety and Standards

- 7 escape hatches throughout the interior
- Emergency tiller fitting easily accessible due to the twin-helm design
- Dedicated life raft compartment in cockpit table makes it possible to launch the life raft without lifting
- Manual bilge pump with integrated pump handle located at helm station with hosing separate from electric bilge pumps
- Receives category A “unlimited ocean” rating by the European Community (CE)
- Design & construction independently certified
- ISO 9001 certified build and quality control processes
- ISO 14001 certified environmental control and tracking

Exclusions

- 2018 VIKING PRO LIFE RAFT 6
- PERSON VALISE OFFSHORE PACK

Exclusions

Owner's personal belongings.

Disclaimer

The Company offers the details of this vessel or yacht in good faith but cannot guarantee or warrant the accuracy of this information nor warrant the condition of the vessel. A buyer should instruct his representatives, agents, or his surveyors, to investigate such details as the buyer desires validated. This vessel or yacht is offered subject to prior sale, price change, or withdrawal without notice.

PHOTOS

Transom



Cockpit Seating



Cockpit Seating



Cockpit Dining Table



Cockpit Dining Table



Steering Station



Steering Station



Walk Through Windshield



Cockpit Locker



Cockpit Locker



Cockpit Generator



Tracks



Transom



Walkway to Bow



Bow Sun Lounge



Bow



Bow



Bow Locker



Windlass



Salon



Salon



Salon Seating



Salon / Dinette



Dinette



Galley



Galley



Interior Storage


Galley



Main Distribution Panel



Master Stateroom



Master Stateroom




Master Stateroom



Master Stateroom Vanity



Master Stateroom Head



Master Stateroom Shower Stall




VIP Stateroom



VIP Stateroom Vanity



VIP Stateroom Head



39



Interior Storage



Interior Storage



Engine Room



Engine Room



CONTACTS

Andrey Shestakov, leading yacht broker of the sales department of Shestakov Yacht Sales Inc. Shestakov Yacht Sales Inc., the official representative of the Miami/Fort Lauderdale FL headquarters.

Contact details

Email: andrey@shestakovyachtsales.com

Web: shestakovyachtsales.com/en/

Telephones

USA: +1(954)274-4435

Office hours

Monday – Saturday: **9:00 - 21:00** EDT

Sunday: **closed**

Address



Harbour Towne Marina, 850 NE 3rd St,
STE 213, Dania, FL 33004