

EXPLORER 58E — MARLOW



Судостроитель: MARLOW

Длина общая: 67' 8" (20.62m)

Год постройки: 2014

Макс. осадка: 4' 10" (1.47m)

Модель: Моторная яхта

Цена: ЦЕНА ЯХТЫ ПО ЗАПРОСУ

Местонахождение: United States

Купить **Explorer 58E — MARLOW** а также выбрать подходящую вам яхту из нашего **каталога яхт** вам поможет опытный яхтенный брокер Андрей Шестаков. На сегодняшний день компания **Shestakov Yacht Sales Inc.** имеет большое количество яхт в **собственном списке продаж**, а также тесно сотрудничает со всеми крупными **яхтенными производителями** по всему миру.

Для того чтобы купить яхту **Explorer 58E — MARLOW** а также проконсультироваться по любому вопросу связанному с покупкой, продажей, чартером яхт позвоните по телефону **+7(918)465-66-44**.

ОГЛАВЛЕНИЕ

ОГЛАВЛЕНИЕ	2
ХАРАКТЕРИСТИКИ	4
Обзор	4
Основная информация	4
Размеры	4
Скорость, вместимость и масса	5
Размещение	5
Корпус и палуба	5
Информация о двигателе	5
ПОДРОБНОЕ ОПИСАНИЕ	6
Measurements	6
Propulsion	6
About Marlow Yachts	6
Introducing the Marlow Explorer 58E	6
Salon	7
Galley	8
Pilothouse	8
Electronics	8
Master Stateroom & VIP	9
Engine Room	9
Mechanical/Electrical	10
Flybridge	10
DISCLAIMER	11
Исключения	11
Отказ от ответственности	11
ФОТОГРАФИИ	12
Swim Platform w/ Ladder & Removable N-rails	12
Aft Deck Looking Port	12

Galley Storage	12
Pilothouse to Companionway Steps	12
Pilothouse to Companionway Steps 2	12
Master Stateroom Looking Aft	13
Pilothouse to Flybridge Steps	13
Engine Room Looking Starboard	13
Engine Room Looking Port	13
Engine Room Looking Aft	13
КОНТАКТЫ	14
Контактная информация	14
Телефоны	14
Время работы	14
Адрес	14

ХАРАКТЕРИСТИКИ

Обзор

"Preliminary Listing" **CAT C-18 Engines covered by Advantage Platinum Plus Warranty with \$1,000 deductible until December 2019 or 1800 hours. This Marlow Explorer 58E was designed with the most popular arrangement in her size range. She offers 3 spacious staterooms with the added benefit of office area in the port guest and spacious crew quarters. Like her smaller and larger sisters in the ever-expanding Marlow Explorer product line, this 58E (Semi-Enclosed) exhibits amazing volume when compared to typical polyester and woven roving construction vessels often built with inferior plywood bulkheads and wood framed bilges. Please understand this is not the Marlow way! Instead, by eliminating wooden supports, bulkheads and framing in favor of resin infused composite construction we have once again been able to bring a yacht to market with 79" of headroom in the main salon and lower accommodations areas, 74" in the engine room and a total height to the top of the hardtop of just 18'6"! This 58E was upgraded to have the folding style radar and electronics masts which make her an excellent candidate for the Great Loop. Additionally this low profile makes a far superior sea boat with a drastically lowered center of gravity, while allowing the yacht to slip under many bridges an ordinary yacht in this size range would have to wait for.

Основная информация

Тип судна: Моторная яхта

Подкатегория: Моторная яхта

Модельный год: 2014

Год постройки: 2014

Страна: United States

Размеры

Длина общая: 67' 8" (20.62m)

Длина по ватерлинии: 54' 4"
(16.56m)

Макс. осадка: 4' 10" (1.47m)

Трапы: 18' 6" (5.64m)

Скорость, вместимость и масса

Водоизмещение: 69000 Pounds

Вместимость воды: 300 Gallons

Вместимость сточного бака: 125
Gallons

Объем топливного бака: 1500
Gallons

Размещение

Всего кают: 2

Комм. состав экипажа: 3

Корпус и палуба

Материал корпуса: Composite

Информация о двигателе

Двигатели: 2

Производитель: Caterpillar

Модель: C-18

ПОДРОБНОЕ ОПИСАНИЕ

Measurements

Cruising Speed: 22 kn Max Speed: 25 kn LOA: 67 ft 8 in LWL: 54 ft 4 in Beam: 18 ft 6 in Max Bridge Clearance: 18 ft 6 in Max Draft: 4 ft 10 in Displacement: 69000 lb Fuel Tanks Capacity: 1500 gal Fresh Water Tanks Capacity: 300 gal Holding Tank Capacity: 125 gal Number of Heads: 3

Propulsion

Engine #1: Engine Make: Caterpillar Engine Model: C-18 Primary Engines: Inboard Engine Year: 2014 Hours: 730 Power: 1015 hp Engine #2: Engine Make: Caterpillar Engine Model: C-18 Primary Engines: Inboard Engine Year: 2014 Hours: 730 Power: 1015 hp

About Marlow Yachts

All Marlow Explorers are limited production yachts built under constant supervision and stringent quality control procedures at the Marlow factory. Very few products in the world undergo the battery of tests, inspections and constant scrutiny designed to make your yachting experience aboard a Marlow Explorer one of ultimate pleasure. The major RIVAT© components are built in only three major molds constituting a marvelous technological advancement that eliminates dozens of potential leaks point and ongoing maintenance with unsightly joint areas. Resin infusion is extensively used everywhere appropriate. The Marlow Explorer exterior finish is among the finest on earth and will look like fine porcelain for years to come. Marlow yachts are designed and built to cross the oceans of the world in comfort and safety while the proprietary Strut Keel© technology allows inland, offshore or island cruising with fully protected running gear. Marlow yachts factory operations are capable of producing various yachts compliant with a variety of standards such as ISO 9001, USCG, ABYC, NMMA, CE, Bureau Veritas, Lloyds Register and other governing societies worldwide.

Introducing the Marlow Explorer 58E

The Marlow Explorer's proprietary and protected Velocijet Strut Keels® are used to great owner benefit allowing excellent propeller protection, maximized thrust and efficiency with reduced drag and down sea tracking that has the industries' experts raving about performance in all sea conditions. Like feathers on an arrow, these twin tails guide and stabilize the yacht making heavy downwind running a delight rather than the all too common white-knuckle experience delivered by other manufacturers.

Custom built modified epoxy fiberglass fresh water tanks finished with food grade gelcoat, modified epoxy fiberglass black and gray water tanks and Marlow designed modified epoxy fiberglass self-cleaning fuel tanks (no corrosion with a better engineered design) and the finest fittings available from the premier suppliers around the globe. The 58E series has proven to be, like her Marlow brothers and sisters, a yacht for the ages. It has been said that the Marlow Explorer's old-world wood craftsmanship blended with modern space age construction, components and technology changed the market and Yachting will never be the same. We invite you to come see what everyone is talking about! She has all the best equipment available and has the best stabilization available with the Naiad fin stabilizer system. She is comfortable at 8-10 knots with trawler like efficiency but will cruise at 21-22 knots all day too. The Marlow Explorer is one of a few yachts in the world that provide the ability to function very efficiently at either speed while delivering a stable and predictable ride. Custom low rise steps inside of the vessel and up to the flybridge make easy navigation for guests of all ages. The crew cabin and engine room are accessed via a private stairwell on the port aft deck. General Arrangement- This raised deck pilothouse yacht provides for a fully equipped and redundant inside and outside helm station (lower pilothouse and upper flybridge) with wide and secure side decks that can be safely navigated in almost any sea condition. She has an aft cockpit station (throttle control with bow and stern thrusters) and a wireless Yacht Controller that will allow for single handed operation when desired or make easy work for a couple to dock her with ease. The salon is wide open to the pilothouse, providing a clear view from the aft salon doors all the way to the front pilothouse windows, giving you a great sense of open space and volume. She has a custom layout that provides an aft master stateroom with king size bed, a queen VIP forward and a set of stacked bunks and a desk with a built in printer, which makes it equally serviceable as an office and a third stateroom. There is a well configured crew cabin, storage area and lazarette aft when you want to take a mate, extra guests are all those water toys with you.

Salon

As you walk in the aft salon, through the large double doors, there is a very comfortable custom built in sofa to Starboard. The Ultraleather sofa is a custom built with lots of storage available below. On the port side there are two comfortable custom chairs. The TV is on the forward end of the room with sliding tambour doors and is completely out of sight when not in use. There is a generous size coffee table with storage underneath. There is subzero beverage center and stone topped bar area forward by the stairs to the Galley. Upgraded TV and stereo equipment make for the best movie nights at any anchorage around the world. Built in Settee • Adjustable helm chair with table • SubZero beverage center with bar area • Large LED TV • Upgraded Denon stereo package.

Galley

The galley is stunning with her custom counter tops, Franke stainless sink, and brushed nickel Grohe faucet. There is a full size 4 burner Décor cooktop, full size GE Advantium speed oven and convection microwave, upgraded 3 sub zero refrigerator drawers and a sub zero freezer drawer. There is a Fisher Paykel dishwasher, garbage disposal and many storage cabinets for needed provisions and supplies during extended cruising.

Pilothouse

The pilothouse is very well equipped with numerous redundant equipment and Garmin electronics. The port helm table is a beautiful satin teak with a bull nose edge. The comfortable settee to port and a perfect companion area, breakfast or dining area and comfortable seating or napping area while underway. The lower helm is a great protected place to operate the vessel from. You are high enough (fully adjustable helm chair) and far enough forward to easily see all of the crab pots and it is always a nice day in the climate-controlled pilothouse. There is a full set of navigation electronics with built in redundancy in front of the beautiful teak and ebony wheel. The main ships monitoring systems are all clearly visible and easy to reach overhead. All key equipment, tanks and battery banks are monitored from here. The fin stabilizer controls and Inverter main panel is conveniently located here as well. There is a very handy graphic outline of the Marlow Explorer with indicator lights built in and numbered to show bilge pumps, water pumps, nav lights and warnings for high exhaust temperature or high water. This panel also has the breakers and rocker switches for the navigation equipment, nav lights, bilge pumps etc.

Electronics

Upper and lower helm stations have Garmin touchscreen displays. The components are networked and either station has all the functions. The major components are listed below. Marlow Explorer 58E – Explorer 58E Page 4 of 16 • Garmin 7215 Chartplotters with wireless remote control • Garmin 6KW Radar with 6' open array • Simrad AP70 autopilot with wireless remote • Icom M604 VHF Radios with command mic • AIS • Camera system with integrated alarmed, monitored wireless GOST security system • GXM51 XM Satellite Weather • KVH Trackvision HD7 Sat TV • WIFI Extender • Depth Sounder • Maxwell AA710 wireless remote chain counter • Upgraded Wireless Yacht Controller • Joystick control • Upgraded JL Audio speaker package with Poly Planer Stereo • Upgraded Samsung TV and Denon stereo system surround sound and subwoofer in salon • Garmin 6KW Radar with 6' open array • Garmin autopilot • Garmin VHF Radios • Garmin AIS • Camera system with cameras in engine room and cockpit • Satellite Weather • KVH Trackvision HD7 • WIFI Extender • Cell Booster • Depth Sounder • Wireless Yacht Controller

Master Stateroom & VIP

Master Stateroom- The interior of the Master stateroom is finished in beautiful satin teak. The Master stateroom bed is a center line queen with nightstands and storage drawers on either side. The master is to Port. In the stateroom there are hanging lockers and storage drawers that are large enough for extended cruising. The TV is forward and there is a digital safe. VIP- The VIP is a walk around queen. Under the berth there are several deep storage drawers. There is a large cedar lined hanging locker on the port and starboard side. Overhead there are two opening hatches with blackout and bug screens. There is a TV on the aft wall . The room is finished in satin teak with high gloss teak and holly floors.

Engine Room

The Engine Room is beautifully laid out, equipment is accessible and everything is clean. The bilges are painted and look bright white and the space is well lit. Four 24Volt DC fans circulate air in and out when needed. The 1500 Gallon fuel tank is in the forward bulkhead. The tank is custom built with epoxy fiberglass and is shaped to use all possible space maximizing capacity. There is a spring loaded Bronze shutoff valve that can be closed from the side deck in an emergency. All fuel supply lines are stainless steel wherever possible. At the center of the tank there is a glass sight glass marked off in gallons. The Caterpillar C-18'S are rated at 1,015 HP each and have 730 hours on them. The engines sit on composite stringers made from Carbon Fiber. The CAT Engines have the Advantage warranty and is transferable to the new owner. The ZF Transmissions connect to the fluid filled shaft system through an intermediate shaft with two sets of U Joints, increasing efficiency and eliminating alignment issues. This system also eliminates the need for a conventional salt water cooled shaft seal, eliminating all salt water from the drive line as the shaft is fully enclosed in a tube full of synthetic lubrication oil. This system also replaces the conventional cutlass bearing with ball bearings for a smoother and more efficient operation for years to come. The twin 21.5 KW Onan Generators each have 630 hours. The generators are sized to run all the systems on the boat and again offer redundancy. On the aft wall there is a 3.5KW Outback inverter and 12 and 24 volt battery chargers. The inverter will run all the refrigeration and many of the other other systems for the day, eliminating the need to run the generator as often in cooler climates. Marlow Explorer 58E – Explorer 58E Page 5 of 16 To Starboard you will find two large Marine Air Chillers. The Chilled water AC system is much more robust than conventional DX systems often used and offers complete redundancy in your primary heating and cooling system. • Caterpillar C-18's @1,015 HP • Twin Onan 21.5 KW generators • 950GPD Watermaker • 3,500 Watt Outback Inverter • 24 Volt Battery Charger • 12 Volt Battery Charger • 24VDC to 12VDC Converter • Upgraded Marine Air Chilled Water Air Conditioning System • Oil Filled Shaft System • Upgraded 1,000lb davit (full hydraulic positioning & rotation – telescoping) • Upgraded Naiad model 252 fin stabilizers • Upgraded folding radar and

electronics masts (Yacht is Great Loop ready!).

Mechanical/Electrical

- Electrical bonding system • 3.5KW Outback inverter • Battery parallel switches • Upgraded AGM Batteries • 2 x 200AH batteries for engines, 1 200AH for generator, 4 200AH for House Inverter and CAT engine warranty 2 X200AH bow and stern thruster batteries (each) • 15 HP bow and stern thrusters • Morse electronic controls • 110 Volt and 220 Volt house systems • Upgraded overhead lighting with dimmers • AC/DC distribution panel with magnetic circuit breakers • Voltage meter for all battery banks • Upgraded to 4 Glendinning cable masters (2 aft and 2 forward) • Upgraded to two 21.5kw Onan Generator with 630 hours each (one genset will run the entire vessel) • Underwater lighting

Flybridge

Flybridge- The semi- enclosed flybridge is an excellent place for cruising and entertaining guests. The twin Stidd helm chairs are very comfortable and fully adjustable. The upgraded electronics package has all of the key equipment one would want for extended cruising. Upgraded bow seating forward with protected Portuguese bridge walkaround • Upgraded exterior oval Stainless Steel hand rails • Beautifully painted Oyster White hull The CAT electronic display is immediately forward of the large stainless steel helm wheel. The console also has multi-function displays for wind direction, water depth, and boat speed. The VHF and the yachts intercom phone are within easy reach. The semi-enclosed flybridge is protected by a full factory forward windshield and fiberglass hardtop. The flybridge has a four-sided poly carbonate enclosure and air conditioning. The flybridge is accessible by stairs from inside the pilothouse and from outside from the cockpit. There is comfortable seating aft of the helm chairs and a large table perfect for dining. There is a sink, refrigerator with ice maker and plenty of storage as well as an electric grill, davit and dinghy. • Twin Stidd Helm Chairs • Garmin 16: touchscreens • Garmin autopilot • Garmin VHF Radios • Garmin AIS • Camera system with cameras in engine room and cockpit • Satellite Weather • Refrigerator with ice maker • Large seating area with FRP table • Factory Hardtop with semi enclosed package that includes opening forward window • Extended flybridge hardtop • Extended boat deck hardtop • Stainless Steel Sink • Under seat storage with drain mats • Electric grill • Four-sided flybridge enclosure • Yacht controller wireless remote control for engines and bow and stern thruster and joystick control • Crew Cabin- Even if you are not sure you want crew in the future you will find that the spacious airconditioned crew cabin and engine room provides great storage and work space and on those Marlow Explorer 58E – Explorer 58E Page 6 of 16 family gatherings no one will feel slighted staying in this first-class crew space. With the extended cruising range of this Marlow Explorer you may want to venture further offshore, possibly for days at a time... Envision yourself passage making to the exotic

destination of your dreams, while the 58 Marlow is easy to handle with only two aboard you may like the idea of taking extra friends or “crew” for the longer passages, in this case the 3 staterooms with crew is a very nice to have feature. The Crew Cabin has its own easy to navigate entrance accessed from the aft port deck so the captain or crew can easily perform engine room checks while underway. There are two nice beds, large head and shower, TV, ample storage, and a refrigerator and microwave. Dinghy-Mercury 350 RIB dingy with 40HP Mercury outboard with removable dinghy chocks mounted on the upper aft deck. EXCLUSIONS* Owner's personal items.

DISCLAIMER

The Company offers the details of this vessel in good faith but cannot guarantee or warrant the accuracy of this information nor warrant the condition of the vessel. A buyer should instruct his agents, or his surveyors, to investigate such details as the buyer desires validated. This vessel is offered subject to prior sale, price change, or withdrawal without notice. Fuel and water capacities may be affected by layout or mechanical changes. In a continuing quest to improve its products Marlow Yachts Limited, Inc., and/or its subsidiaries and affiliates, reserve the rights to alter specifications and standards without notice to any party without obligation.


Исключения

При продаже яхты исключаются личные вещи владельца.



Отказ от ответственности

Компания предоставляет описание судна или яхты добросовестно, но не может гарантировать точность этой информации, а также не ручается за техническое состояние. Покупатель должен проинструктировать своих агентов или оценщиков исследовать представленную информацию более подробно, по собственному желанию. Продажа судна или яхты, изменение цены или снятие с продажи будет происходить без предварительного уведомления.


ФОТОГРАФИИ



**Swim Platform w/ Ladder &
Removable N-rails**




Aft Deck Looking Port



Galley Storage




Pilothouse to Companionway Steps



Pilothouse to Companionway Steps 2




Master Stateroom Looking Aft



Pilothouse to Flybridge Steps




Engine Room Looking Starboard



Engine Room Looking Port



Engine Room Looking Aft



КОНТАКТЫ

Андрей Шестаков (Andrey Shestakov) – ведущий яхтенный брокер отдела продаж яхт и судов компании Shestakov Yacht Sales Inc. Официальный представитель Shestakov Yacht Sales Inc. для русскоговорящих клиентов в центральном офисе компании в Майами/Форт Лодердейл/Флорида/США.

Контактная информация

Email: **andrey@shestakovyachtsales.com**

Web: **shestakovyachtsales.com**

Телефоны

Краснодарский край: **+7(918)465-66-44**

США, Майами, Флорида: **+1(954)274-4435**

Время работы

Понедельник – Суббота: **9:00 - 21:00 EDT**

Воскресенье: **Закрето**

Адрес



Harbour Towne Marina, 850 NE 3rd St, STE 213, Dania, FL 33004