

SUMATRA — ABEKING & RASMUSSEN



Builder: ABEKING & RASMUSSEN

Year Built: 1960

Model: Classic Yacht

Price: PRICE ON APPLICATION

Location: United States

LOA: 39' 0" (11.89m)

Beam: 10' 2" (3.10m)

Min Draft: 5' 8" (1.73m)

Our experienced yacht broker, Andrey Shestakov, will help you choose and buy a yacht that best suits your needs **SUMATRA — ABEKING & RASMUSSEN** from our catalogue. Presently, at Shestakov Yacht Sales Inc., we have a wide variety of yachts available on our sale's list. We also work in close contact with all the big yacht manufacturers from all over the world.

If you would like to buy a yacht **SUMATRA — ABEKING & RASMUSSEN** or would like help answering any questions concerning purchasing, selling or chartering a yacht, please call **+1(954)274-4435**

TABLE OF CONTENTS

TABLE OF CONTENTS	2
SPECIFICATIONS	3
Overview	3
Basic Information	3
Dimensions	3
Speed, Capacities and Weight	3
Accommodations	3
Hull and Deck Information	4
Engine Information	4
DETAILED INFORMATION	5
Construction	5
Acommodations	5
Spars amd Rigging	5
Electronics	5
Equipment	6
Engine	6
Exclusions	7
Disclaimer	7
PHOTOS	8
CONTACTS	10
Contact details	10
Telephones	10
Office hours	10
Address	10

SPECIFICATIONS

Overview

Hull #76 of the 103 Concordia 39's, SUMATRA was built by Abeking and Rasmussen and extensively rebuilt in 1994. Truly a classic, she has been well cared for and is in excellent condition. Priced to sell by her multi boat owners, she is easily inspected in Newport.

Basic Information

Category: Classic Yacht

Sub Category: Cruising/Racing Sailboat

Model Year: 1960

Year Built: 1960

Country: United States

Dimensions

LOA: 39' 0" (11.89m)

LWL: 28' 6" (8.69m)

LOD: 39' 0" (11.89m)

Beam: 10' 2" (3.10m)

Min Draft: 5' 8" (1.73m)

Speed, Capacities and Weight

Displacement: 12000 Pounds

Water Capacity: 60 Gallons

Holding Tank: 17 Gallons

Fuel Capacity: 25 Gallons

Accommodations

Total Cabins: 1

Hull and Deck Information

Hull Material: Wood

Engine Information

Engines: 1

Manufacturer: Westerbeke

Engine Type: Inboard

Fuel Type: Diesel

DETAILED INFORMATION

Construction

Mahogany planking over steam bent, white oak frames with bronze fastenings. In 1994 the Concordia Company of South Dartmouth, MA extensively rebuilt SUMATRA after she was damaged in Hurricane Bob. The project included new stern post, upper section of stem, transom, sheer planks, 25 topside planks, rudder, new margin planks, new plywood deck and cabin top cover in fiberglass, and new cockpit coamings. In addition, much of her bronze hardware was replaced with exact replicas by The Concordia Company, including bow and stern railing, stanchions with double life lines and new port lights. A new windlass and bronze hawse pipe were installed. All sea cocks were replaced.

Acommodations

The forward cabin has the standard Concordia layout with chain locker forward by V berths. The enclosed head is next aft to Port with stowage cabinets, Wilcox Crittenden head with holding tank, macerator pump and y-valve. Opposite to starboard are hanging lockers with shelves. The main salon is next aft, with the traditional Concordia berths, port and starboard, drop leaf table on center line and Luke soapstone fireplace forward to port. The galley is aft with quarter sawn maple countertops, a S/S sink, and 2 burner stove. There is a top loading S/S lined ice chest. Interior is finished in the traditional "Concordia Way" with varnished knotty pine bulkheads, varnished oak deck beams and a teak cabin sole.

Spars amd Rigging

/8th yawl rig with 671 sqft sail area. All spars are varnished, sitka spruce The mizzen mast, both booms, all spreaders, mizzen jumpers and spinnaker pole were all replaced in 1994. The bronze and locust boom gallows and all standing and running renewed, and Ocean size 2 traveler system for main sheet added. Jiffy reefing on mainsail with Lewmar #8 bronze winch. Schaefer roller furling on head sail.

Mainsail, Genoa, Working Jib for club boom, Mizzen, Cruising Spinnaker with sock, Mizzen Staysail, all with sail covers. Also Storm jib and Storm trysail.

Electronics

Autohelm ST 4000 Autopilot

Furuno 1731 Radar

Furuno GP-70 MKII GPS

B&G Depth, Speed, Wind & Wind Speed.

B&G repeaters in cockpit.

Apelco VHF radio

Ritchie Magtronic compass system

Equipment

Dodger with custom bronze bows

Rule 2000 automatic bilge pump

Manual bilge pump

Paul Luke soapstone hard fuel fireplace

12 volt Ideal bronze vertical windlass

35CQR Plow anchor

18 HT Danforth lunch hook

75lb Luke 3 piece storm anchor

300' nylon rode

Safety gear

Engine

1994 Westerbeke 30 diesel engine with 2:1 reduction.

15"dia. 3 blade Luke feathering prop

1" bronze shaft

Racor fuel filter

Full engine gauges

Morse controls

Fiberglass oil pan

Oil change hose to oil pan



Exclusions


Owner's personal belongings.

Disclaimer

The Company offers the details of this vessel or yacht in good faith but cannot guarantee or warrant the accuracy of this information nor warrant the condition of the vessel. A buyer should instruct his representatives, agents, or his surveyors, to investigate such details as the buyer desires validated. This vessel or yacht is offered subject to prior sale, price change, or withdrawal without notice.

PHOTOS





CONTACTS

Andrey Shestakov, leading yacht broker of the sales department of Shestakov Yacht Sales Inc. Shestakov Yacht Sales Inc., the official representative of the Miami/Fort Lauderdale FL headquarters.

Contact details

Email: andrey@shestakovyachtsales.com

Web: shestakovyachtsales.com/en/

Telephones

USA: +1(954)274-4435

Office hours

Monday – Saturday: **9:00 - 21:00** EDT

Sunday: **closed**

Address



Harbour Towne Marina, 850 NE 3rd St,
STE 213, Dania, FL 33004