

2011 AZIMUT 58 FLYBRIDGE W/ SEAKEEPER — AZIMUT



Судостроитель: [AZIMUT](#)

Год постройки: 2011

Модель: Моторная яхта

Цена: ЦЕНА ЯХТЫ ПО ЗАПРОСУ

Местонахождение: United States

Длина общая: 58' 0" (17.68m)

Ширина: 16' 3" (4.95m)

Мин. осадка: 4' 6" (1.37m)

Крейс. скорость: 28 Kts. (32 MPH)

Макс. скорость: 32 Kts. (37 MPH)

Купить **2011 Azimut 58 Flybridge w/ Seakeeper "Misar" — AZIMUT** а также выбрать подходящую вам яхту из нашего **каталога яхт** вам поможет опытный яхтенный брокер Андрей Шестаков. На сегодняшний день компания **Shestakov Yacht Sales Inc.** имеет большое количество яхт в **собственном списке продаж**, а также тесно сотрудничает со всеми крупными **яхтенными производителями** по всему миру.

Для того чтобы купить яхту **2011 Azimut 58 Flybridge w/ Seakeeper "Misar" — AZIMUT** а также проконсультироваться по любому вопросу связанному с покупкой, продажей, чартером яхт позвоните по телефону **+7(918)465-66-44**.

ОГЛАВЛЕНИЕ

| | |
|-------------------------------|----|
| ОГЛАВЛЕНИЕ | 2 |
| ХАРАКТЕРИСТИКИ | 3 |
| Обзор | 3 |
| Основная информация | 3 |
| Размеры | 3 |
| Скорость, вместимость и масса | 3 |
| Размещение | 4 |
| Корпус и палуба | 4 |
| Информация о двигателе | 4 |
| ПОДРОБНОЕ ОПИСАНИЕ | 5 |
| Options | 5 |
| Standard Features | 5 |
| Internal Layout | 7 |
| Systems | 11 |
| Исключения | 13 |
| Отказ от ответственности | 13 |
| ФОТОГРАФИИ | 14 |
| КОНТАКТЫ | 21 |
| Контактная информация | 21 |
| Телефоны | 21 |
| Время работы | 21 |
| Адрес | 21 |

ХАРАКТЕРИСТИКИ

Обзор

The 58 Flybridge is one of the most versatile models on the market, with abundant stowage, and smart and spacious design that makes entertaining second-nature. Wide open spaces on the aft deck and bow and a roomy lounge area on the bridge welcome guests with ease. Thoughtful options include upgraded entertainment package, upgraded decor, wood flooring in dinette/galley/helm, Seakeeper, hard top, and crew quarters. 1450 engine hours

Основная информация

Тип судна: Моторная яхта

Модельный год: 2011

Год постройки: 2011

Страна: United States

Открытая палуба мостика: Да

Размеры

Длина общая: 58' 0" (17.68m)

Ширина: 16' 3" (4.95m)

Мин. осадка: 4' 6" (1.37m)

Трапы: 17' 2" (5.23m)

Скорость, вместимость и масса

Крейс. скорость: 28 Kts. (32 MPH)

Макс. скорость: 32 Kts. (37 MPH)

Водоизмещение: 61729.43336
Pounds

Вместимость воды: 170 Gallons

Вместимость сточного бака: 99
Gallons

Объем топливного бака: 740
Gallons

Размещение

Всего кают: 3

Всего коек: 6

Спальные места: 6

Всего ком. состава: 2

Каюта капитана: Да

Каюты экипажа: 1

Койки экипажа: 1

Спальных мест экипажа: 1

Комм. состав экипажа: 1

Корпус и палуба

Материал корпуса: Fiberglass

Комплектация корпуса: Deep Vee

Цвет корпуса: Blue

Дизайнер экстерьера: Stefano Righini

Дизайнер интерьера: Carlo Galeazzi

Информация о двигателе

Двигатели: 2

Производитель: MAN

Модель: R6

Тип топлива: Diesel

ПОДРОБНОЕ ОПИСАНИЕ

Options

- Crew Cabin
- Stern Thruster
- Conduits Connecting Engine Room, Console & Radar Arch
- Double Racor Filters
- Raymarine G Package 2 (Incl: 2 G150 at Main Helm & 1 on Flybridge, 2 GPM400 processor)
- HD digital Radar Antenna 4kw 48"
- Raymarine Radar Antenna 72nm
- Hard Top
- Openable Scenic Window in VIP Cabin
- Chain Counter w/Controls
- Wooden Floor in Galley, Dinette & Helm
- Electric Searchlight Control-Addl
- Washer/Dryer in Lazarette
- Chaise Lounges for Flybridge
- Barbecue on Flybridge
- Cockpit Chairs for Cockpit Area
- Flagpole
- Safe in Master Cabin
- Mosquito Net for Portholes
- Icemaker on Fly
- Teak Side Decks
- Seakeeper Stabilizer
- Hull Stripe Painted
- Convertible Sofa/Bed in Salon & Electric Dining Table
- Pre-Wire AV
- Decor Upgrading
- Hi Gloss Cockpit Table
- FWD SUNPAD COVER
- AFT BENCH SEAT COVER
- 2 TABLE COVERS
- KVH HD7 W/4 RECEIVERS
- BOSE LIFESTYLE SURROUND SOUND
- TV PKG
- COAST GUARD PKG

Standard Features

Exterior Flybridge

- Access via flybridge ladder in GRP, with teak steps
- Non-skid walkways
- Aluminium hatchway (hinged opening)
- Front windbreak in smokey Plexiglas and stainless steel
- 2-seater helm sofa inserted in the unit containing: fridge and washbasin (cold water)
- "C"-shaped sofa for 6 people, plus relaxation area
- 2 lockers: 1 under the sofa and 1 opposite the instrument board
- Roll bar in GRP with non-transparent glass on outer sides, navigation lights
- Stainless steel handrails
- Stainless steel steering wheel painted white, and height-adjustable steering gear
- Controls: audible alarm, winch, trim tabs, chain wash pump, service switches
- Chain meter counter gauge
- Adjustable manual spot
- Table
- Engine control instruments (2nd station):-rev counter-Chain meter counter-common alarm indicator lights-trim tabs controls
- The pilot console consists of:-Raymarine Bronze Package-12V socket-Electronic single-lever remote controls-Engine start-stop buttons-MAN engine instruments with optical- acoustic alarms

Bow / Side Walkways

- Anchor chain housing
- 25kg DELTA anchor with 75 meters of chain, diam. 10mm, on forward bow roller
- Winch 1700W, 24V
- Chain pulley 10mm
- Stainless steel anchor nose for DELTA anchor
- Grabrail
- 2 bow bitts
- 3 electric windscreen wipers with washer (2-speed, with return to idle position)
- Glass-holder
- Stainless steel handrails with round section
- Fender holder in stainless steel and rubber
- Non-skid side walkways
- Anchor locker
- Flush windows in toughened glass in the GRP (mirror finish)
- 2 mid-boat bitts
- Navigation lights
- Side wording
- 2 diesel fillers with protection cover
- 1 fresh water filling on starboard side (anchor locker area)

- 1 black water outlet on port side

Cockpit and Platform

- Integrated stainless steel aft chocks
- 2 stern bitts
- Saloon access door in stainless steel and tempered glass, with two panels
- Platform / tender lift in teak, maximum capacity 450kg (dimensions: 3.45m x 1.1m)
- Crew cabin access from transom
- Swimming ladder in stainless steel and teak
- Shore power socket(s)
- Shower with hot and cold water
- Cockpit in teak
- Cockpit bench with secondary access to crew cabin
- Cockpit lights with dimmer

INSTALLABLE TENDER:-WORKING DIMENSIONS OF PLATFORM: 3.45 x 1.07m-LIFT PAYLOAD EXCLUDING GRP, TEAK AND LADDER: 380Kg-DAVIT PAYLOAD: 250Kg-HYPOTHETICAL PLATFORM TENDER:3.2 x 1.5m-HYPOTHETICAL FLYBRIDGE TENDER:2.75 x 1.5-HYPOTHETICAL WILLIAMS TENDER: 285

Internal Layout

Wheelhouse

- Adjustable helm seat for 1 person
- Desk computer, courtesy lights and night-time navigation lights (red)
- Rudder in stainless steel, varnished brown
- Varnished instrument support panels
- Height-adjustable steering gear

- Furnishings in whitened oak essence
- Sofa for 8 people on the port side
- Carpet
- Saloon door with 2 panels in stainless steel and glass
- Halogen lighting
- Roman blinds on bulwark
- Steering gear windows with electric opening
- 2-seater sofa on starboard side
- Saloon door curtain in fabric
- Radio CD with remote control and two loudspeakers
- TV system setup

Dinette

- Furnishings in whitened oak essence
- Conversation area with seating for 5/6 people
- Halogen lighting
- Dining room sofa on starboard side, with emergency exit from owner's cabin below the cushions
- Table in wood essence with fixed central part and extendable top

Galley

- Furnishings in whitened oak essence
- Three-hob glass ceramic range, 60 Hz, with pan holder
- Microwave oven + grill (17-liter capacity)
- Worktop in granulon (AQUAGUARD MARRONE), with two stainless steel sinks
- Hood above the range
- 130-liter fridge, 56-liter freezer
- Cabinets beneath the worktop in wood essence with drawer and pan storage area
- Flooring in wood essence
- Cabinet for storing plates, cutlery and glasses
- Larder and service compartments in the ladder descent area

Owner's Cabin (Midship)

- Furnishings in whitened oak essence
- Double bed with locker accessed from above
- Mattress, pillows and bedspread
- Bed surround in leather, headboard in wood essence and leather giving access to the safebox
- Wardrobe interior in natural cedar wood, with shelves
- Large wardrobe interior in natural cedar wood, on port side
- Parlor, with vanity table on starboard side
- Carpet
- Double blinds
- Emergency exit from ceiling, above the parlor
- Bulkheads upholstered in premium quality fabric
- Doors and frames in wood essence
- Direct access to owner's head
- Reading lights on headboard
- Suitable for TV installation
- Large windows on the hull, openable in the central part

Owner's Head

- Access from owner's cabin
- Separate shower with bench
- Shower column with soap dish and mixer taps

- Washbasin with granulon top
- Floor in wood essence
- Air extractor
- Tecma toilet
- Wooden Venetian blinds
- Head accessories
- Wall unit above washbasin with mirror
- Round porthole
- Large storage area behind toilet
- Storage area behind the shower enclosure

Guest Cabin

- Located on the starboard side
- Furnishings in whitened oak essence
- Fixed single beds
- Central nightstand housing the radio and switches
- Wardrobe with shelves on bulwark
- Carpet
- Round porthole, diam. 300mm
- Reading light
- Wall unit in wood essence above the porthole
- Doors and frames in wood essence
- Mirror inside the wardrobe

Guest / Living Area Head

- Access from VIP cabin and from corridor
- Round shower in Plexiglas, with wooden grating
- Shower column with soap dish and mixer tap
- Washbasin with Vetro Freddo top
- Round porthole
- Floor in wood essence
- TECMA toilet
- Wooden Venetian blinds
- Head accessories
- Wall unit above washbasin with mirror

VIP cabin

- Located towards the bow of the below deck area, it is accessed via a central corridor
- Furnishings in whitened oak essence
- Fixed double bed
- Mattress, pillows and bedspread

- Bed surround in leather
- Headboard in wood essence and leather
- Wall units above the windows
- One wardrobe on each side, with hanger bar and shelves, and interior in natural cedar-wood
- Suitable for TV installation
- Fixed panoramic windows
- Hatchway with blinds and mosquito net
- Reading lights
- Doors and frames in wood essence
- Direct access to head

Corridor

- Cabinet with inner shelves

Crew cabin

- Access from transom, via manually moved door
- Secondary access from ceiling panel below cockpit bench (starboard side)
- 2 single beds
- Mattresses, pillows and bedspreads
- Electric panels on bulkhead
- Halogen spotlights
- Laminated furniture Crew head
- Tecma toilet
- Washbasin in GRP
- Mixer tap with pull-out shower head
- Chrome head accessories
- PVC shower curtain and Plexiglas door
- Shower
- Mirror

The wheelhouse includes:-winch control-rev counter-hour counter-engine oil pressure gauges-marine gears oil pressure gauge-engine water thermometers-ammeters-engine alarm indicator lights-alarm for water in diesel-shore-on indicator light-fresh water level gauge-diesel level gauge-trim tabs controls-windscreen wiper and washer controls-switches for: electrically opened side windows, navigation lights, bilge pumps, chain wash pump, battery parallel, instrument lights, horn, generator control-switches for engine room extractor-Raymarine Bronze Package-control panel (control and selection of energy sources with indicator lights and analog instruments, alarm indicator lights for bilge water and high tank level)-12V socket-Magnetic compass-electronic engine controls-engine start-stop keys with button for engine sync function-engine board complete with optical and acoustic alarms-VDO instruments for water and diesel levels-alternator ammetersSaloon / Dinette / GalleySaloon

Systems

Electric System

- Voltage levels on board:
- 110V AC systems with 60 Hz frequency
- 24V DC system power supply
- 24V DC engine system power supply
- 24V DC from battery sets
- 12V DC from voltage reducer
- specific power supply for the VHF

Generator

- 110V-60Hz (installed in the engine room, with expansion muffler and water/fumes separator)

Shore Power Sockets

- 1 shore power socket 110V 60A

Batteries

- 8 batteries 90Ah for service utilities 24V 360Ah
- 4 batteries 90Ah for engine start-up 24V 180Ah
- 1 battery 70Ah for generator 12V
- All the sets are activated via a battery cut-out relay

Battery Charging

- 1 electronic battery charger 24V 80A for start-up and service sets
- 1 electronic battery charger 12V 10A for generator

Electric Panels

- Two main DC boards, one in the engine room and the other in the wheelhouse
- Two AC boards, one in the galley and the other in the crew cabin
- Emergency panel in cockpit (with boat cut-off controls)
- Use of watertight boards with a protective cover for the engine room
- Highly reliable power circuit breakers or elements fitted with fuses to protect the utilities
- Lighting
- Halogen spotlights 24V, 20W

Fuel system

- 2 aluminium tanks, 1400 l each

- Fuel refills with cover
- 2 diesel refill caps on deck walkway, and 2 vents on bulwark
- Tanks linked by a 1" coupling, and manual shut-off valves
- Optical level gauge on port tank
- Float switch on port tank
- Fuel delivery shut-off via 1" 24V solenoid valves with remote control, or local manual valves
- Water/diesel separator filters for engines (single type)
- Diesel filter for generator (single type)

Fresh Water System

- 1 stainless steel tank, 630 l
- 1 water refill cap on deck walkway, star-board side, and 1 vent in anchor locker
- Pressure pump
- 1 60-liter water heater with or 110V electric heating, located in the engine room
- System that can be divided by ACORN manifolds
- Hot and cold water line in the galley and all the heads, via single control mixer taps
- Cold water line in the engine room, on the flybridge and in the cockpit

Black Water System

- TECMA toilet
- Toilet flushing system with fresh water
- Visible black water outlets
- Macerator pump
- Discharge into tank
- 1 376-liter PVC tank
- Tank drainage also via intake from cap on deck walkway
- Possibility of discharge directly into sea

Gray Water System

- 2 PVC outboard raisers
- Discharge from owner's head and guest head into tank
- 1 103-liter PVC tank
- Galley discharge into tank
- 24V membrane-type motor pumps for transfer and discharge, with low noise level; the transfer pump is automatic, while the discharge pumps are controlled from the wheelhouse.

Engine Gas Exhaust System

- 2 underwater engine gas outlets with structural ducts in GRP (diam. 250mm)
- Minimum bypass tube (diam. 90mm)
- Stainless steel manifolds (insulated)

Seawater System

- 2 engine seawater intakes of 3", with shut-off valve and metallic mesh filter
- 2 seawater intakes of 1" for auxiliary services (generator and A/C), with shut-off valve and metallic mesh filter

Ventilation/Extraction

- 2 air intakes
- 1 24V extractor

Engine Room

- Access from cockpit
- Engines assembled on a silent block
- Flooring in high-resistance plastic material (frame in stainless steel AISI 304)
- Sound-proofing

Other Systems

- 24V electro-hydraulic steering gear with hydraulic steering
- 2 electro-hydraulic trim tabs, 24V, with 2 pistons per blade

Air Conditioning System (opt)CONDARIA type - 120V-60HzWorld version - 72,000 BTU (+ 5,000 BTU for crew cabin):-1 compressor, 48,000 BTU, for the saloon, galley and helm seat-1 compressor, 24,000 BTU, for the cabins-1 stow-away, 5,000 BTU, for the crew cabin (OPT)


Исключения

При продаже яхты исключаются личные вещи владельца.

Отказ от ответственности

Компания предоставляет описание судна или яхты добросовестно, но не может гарантировать точность этой информации, а также не ручается за техническое состояние. Покупатель должен проинструктировать своих агентов или оценщиков исследовать представленную информацию более подробно, по собственному желанию. Продажа судна или яхты, изменение цены или снятие с продажи будет происходить без предварительного уведомления.






ФОТОГРАФИИ
















КОНТАКТЫ

Андрей Шестаков (Andrey Shestakov) – ведущий яхтенный брокер отдела продаж яхт и судов компании Shestakov Yacht Sales Inc. Официальный представитель Shestakov Yacht Sales Inc. для русскоговорящих клиентов в центральном офисе компании в Майами/Форт Лодердейл/Флорида/США.

Контактная информация

Email: **andrey@shestakovyachtsales.com**

Web: shestakovyachtsales.com

Телефоны

Краснодарский край: **+7(918)465-66-44**

США, Майами, Флорида: **+1(954)274-4435**

Время работы

Понедельник – Суббота: **9:00 - 21:00** EDT

Воскресенье: **Закрыто**

Адрес



Harbour Towne Marina, 850 NE 3rd St, STE 213, Dania, FL 33004