

OUTTA TOUCH — INTERMARINE



Судостроитель: INTERMARINE

Год постройки: 2000

Модель: Мега-яхта

Цена: ЦЕНА ЯХТЫ ПО ЗАПРОСУ

Местонахождение: United States

Длина общая: 105' 0" (32.00m)

Ширина: 23' 6" (7.16m)

Мин. осадка: 6' 0" (1.83m)

Макс. осадка: 6' 8" (2.03m)

Крейс. скорость: 16 Kts. (18 MPH)

Купить **OUTTA TOUCH — INTERMARINE** а также выбрать подходящую вам яхту из нашего **каталога яхт** вам поможет опытный яхтенный брокер Андрей Шестаков. На сегодняшний день компания **Shestakov Yacht Sales Inc.** имеет большое количество яхт в **собственном списке продаж**, а также тесно сотрудничает со всеми крупными **яхтенными производителями** по всему миру.

Для того чтобы купить яхту **OUTTA TOUCH — INTERMARINE** а также проконсультироваться по любому вопросу связанному с покупкой, продажей, чартером яхт позвоните по телефону **+7(918)465-66-44**.

ОГЛАВЛЕНИЕ

ОГЛАВЛЕНИЕ	2
ХАРАКТЕРИСТИКИ	4
Обзор	4
Основная информация	4
Размеры	4
Скорость, вместимость и масса	5
Размещение	5
Корпус и палуба	5
Информация о двигателе	5
ПОДРОБНОЕ ОПИСАНИЕ	6
Description	6
Upgrades	6
Salon with Bar	6
Day Head	7
Formal Dining	7
Galley	7
Crew Quarters & Head	8
Master Stateroom	8
Master Stateroom En Suite Head & Shower	8
Guest Staterooms - Port and Starboard	9
Guest Heads & Showers - En Suite Port and Starboard	9
VIP Stateroom	9
VIP Stateroom En Suite Head & Shower	10
Pilothouse	10
Flybridge	12
Fore Deck/Side Decks	12
Aft Deck and Swim Platform	13
Laundry Facilities	13

Electronics & Navigational Equipment	13
Electrical System	14
Engine Room	14
Исключения	15
Отказ от ответственности	15
ФОТОГРАФИИ	16
КОНТАКТЫ	26
Контактная информация	26
Телефоны	26
Время работы	26
Адрес	26

ХАРАКТЕРИСТИКИ

Обзор

OUTTA TOUCH is well within reaching distance for you to enjoy and she's priced to sell quickly. Built in 2000 and outfitted in 2001, this captain maintained **105' Intermarine luxury vessel with raised pilothouse** is powered by twin 1,850hp MTU engines and was designed to be a power house from the inside out. She showcases a breath taking Sally J Ferguson interior with polished burl cherry wood joinery and thoughtful amenities throughout. She was designed for relaxation, privacy and entertaining. Contact David Michie at (239) 872-7503 today to schedule your private tour of this highly regarded yacht. You'll be hard-pressed to find another vessel in her class to beat it. **Located in beautiful Fort Myers Beach, FL**
Engine Hours:Port: 5702Starboard: 5652
Generator Hours:Port: 11249Starboard: 11393
Main Features:Extensive Flybridge with six person Jacuzzi, Bar, Fridge, Ice-maker, U Shaped Dinette Seating for Eight and more.Formal Dining Room Expansive Salon and Bar Four Staterooms all with En Suite HeadsTwo Crew QuartersShared Crew HeadFully loaded Galley with Dinette Pilot House with DinetteLarge Aft Deck with Table/ChairsLaundry Room

Основная информация

Тип судна: Мега-яхта	Модельный год: 2000
Год постройки: 2000	Год обновления: 2001
Страна: United States	Открытая палуба мостика: Да
Кубрик: Да	

Размеры

Длина общая: 105' 0" (32.00m)	Длина по ватерлинии: 88' 0" (26.82m)
Ширина: 23' 6" (7.16m)	Мин. осадка: 6' 0" (1.83m)
Макс. осадка: 6' 8" (2.03m)	Трапы: 31' 0" (9.45m)

Скорость, вместимость и масса

Крейс. скорость: 16 Kts. (18 MPH)	Водоизмещение: 150 Pounds
Чистый вес: 198 Pounds	Вместимость воды: 880 Gallons
Вместимость сточного бака: 270 Gallons	Объем топливного бака: 4760 Gallons

Размещение

Всего кают: 4	Всего коек: 6
Спальные места: 8	Всего ком. состава: 5
Каюта капитана: Да	Каюты экипажа: 3
Койки экипажа: 5	Спальных мест экипажа: 5
Комм. состав экипажа: 1	

Корпус и палуба

Материал корпуса: Fiberglass	Материал палубы: Fiberglass Sandwich
Цвет корпуса: White	

Информация о двигателе

Двигатели: 2	Производитель: MTU
Модель: 16V2000	Тип двигателя: Inboard
Тип топлива: Diesel	

ПОДРОБНОЕ ОПИСАНИЕ

Description

OUTTA TOUCH is well within reaching distance for you to enjoy and she's priced to sell quickly. Built in 2000 and delivered in 2001, this captain maintained **105' Intermarine luxury vessel with raised pilothouse** is powered by twin 1,850hp MTU engines and was designed to be a power house from the inside out. She showcases a breath taking Sally J Ferguson interior with polished burl cherry wood joinery and thoughtful amenities throughout. She was designed for relaxation, privacy and entertaining. Contact David Michie at (239) 872-7503 today to schedule your private tour of this highly regarded yacht. You'll be hard-pressed to find another vessel in her class to beat it. **Located in beautiful Fort Myers Beach, FL Engine Hours:** (As of 08/01/19) Port: 5702 Starboard: 5652 **Generator Hours:** (As of 08/01/19) Port: 11249 Starboard: 11393 **Main Features:** Extensive Flybridge with six person Jacuzzi, Bar, Fridge, Ice-maker, U Shaped Dinette Seating for Eight and more. Formal Dining Room Expansive Salon with walk up Bar Four Staterooms all with En Suite Heads Two Crew Quarters Shared Crew Head Fully loaded Galley with Dinette Pilot House with Dinette Large Aft Deck with Table/Chairs Laundry Room

Upgrades

OUTTA TOUCH has received multiple and continual upgrades since she was first built. Style, comfort, luxury and quality are always of top concern for her current owner. As you tour this outstanding vessel you will come to appreciate and feel what has been put into her. There is nothing basic here and she will sweep you off your feet. **Upgrades:** Additional Aft Crew Cabin for engineer/mate Formal Dining Room Dual Entry Aft Deck Doors Note: A separate upgrade list available upon request.

Salon with Bar

Come inside to the salon. You can access it from both side decks or the dual entry aft deck doors. Once inside on the plush beige carpeting you will definitely get the "wow" factor and realize what a remarkable vessel you just stepped into. Here you are surrounded by rich wood craftsmanship and massive windows with custom roman blinds that extend all the way from the salon to the galley providing you with spectacular water views. There are two plush custom sofas with storage underneath for guest seating or simply for you to comfortably lounge on while watching the large tv mounted handsomely between the aft entry doors. The entertainment center is generously loaded with a bose stereo, dvd, satellite and ipod connections. Speaking of storage, you will notice there are built in end tables at both ends of the sofas. Smaller

end tables at the aft end and wider tables to the other end. These deep end tables, with shelves, are taller and placed at an angle providing you with a beautiful space to serve hors d'oeuvres or whatever you wish. Within the salon is a gorgeous half circle burl cherry bar with a granite top and high back chairs for four. This a definite focal point of the salon and such a fun and impressive area. It hosts a sink, ice maker and wine cooler with plenty of storage and counter space on the backside. The bar flooring is marble which is perfect for this area.

Day Head

The day head is located forward to the port side of the salon and can also be accessed by a side deck entry door. It is roomy inside and has a large window as well. It is outfitted with gold fixtures and a wide mirror. It has been tastefully planned out and flows well with the area. **Features:** Large half moon sink Wide scaled wall mounted vanity mirror with lighted scones Large View window with blind Hand towel ring Accessory shelf

Formal Dining

Whether it is time for breakfast or dinner your guests will enjoy their meals served here in this elegant formal dining room. As with the salon, this area has massive viewing windows dressed with custom roman shades, warm recessed lighting and the rich, gleaming cherry wood work envelops you. There is a custom built in buffet that stretches the length of the windows and beautiful custom storage that wraps around the entire room for all of your fine serving ware. The cherry dining table seats eight and is perfect for your most formal occasions. The room's beige carpeting in here is in outstanding condition.

Galley

Next to the formal dining room, and separated by a door, is the spacious galley which is forward and on the main deck. It has a separate freeman door to the starboard side deck and crew access, allowing this area to serve as the crew lounge as well. The path to and from the galley is a multi tone marble. Prep space is not an issue in here as the wide granite counter tops allow for multiple chefs to be at work. Featuring full sized appliances, matte finish cherry wood cabinetry and a two tone Amtico sole. There are two large viewing windows over the sink and a three person upholstered settee with stools and granite top. Its the perfect area to keep your crew happy, comfortable and off to the side of your guests. **Features:** Two Door refrigerator with lower drawer freezer

Samsung stainless steel microwave with light and exhaust fan (upgraded 2014) Deep

stainless steel sink w/Delta removable spray faucet Kitchenaid stainless steel compactor Insinkerator garbage disposal Frigidaire two drawer stainless steel dishwasher Kenmore stainless steel oven & four burner INDUCTION cook top plus warming zone upgraded(2015) Cyberhome DVD player Sony CMT-BX5B compact component AM/FM/CD player Sony SAT65 digital satellite receiver (22) Cherry doors (4) Cherry drawers Extra deep pantry storage forward of settee (11) Overhead LED mini spots (6) Under counter halogen mini spots Stereo speakers

Crew Quarters & Head

Within the galley area and down six steps are the crew accommodations. Here you have two cabins, one port and one starboard. Each features over bunk bedding with reading lamps, separate climate control, dressing mirrors, tv connections, full hanging lockers and storage drawers underneath the lower bunks. **Crew Head** The shared crew head features a white ceramic tile side, full size head hunter toilet, bow front seamless corian sink and counter top, six drawers and three cabinet doors in the vanity below. There are three additional cabinets that serve as linen and medicine storage. Above the sink is a mirror and an escape hatch. The stall shower has a tempered glass door, a seat, light, and exhaust fan.

Master Stateroom

Now let's go back mid ship and take a walk down the lit carpeted staircase to tour the master and guest accommodations. The corridor here is outlined in suede and cherry wood and the plush beige carpeting continues. Turn left and you now enter the outstanding master stateroom. This expansive room forces you to stop where you are and observe it, as it shimmers with smooth cherry and burl wood accents and furnishings from top to bottom. Here you have a center line king size berth highlighted with a mirror accent wall outlined with recessed lighting and wood accents, four storage drawers below and two, three-drawer nightstands. To the left there is a wonderful desk or vanity with five drawers, three cabinets and a mirrored lift up center section. The top is burl-wood and has two levels which can be used as a bookshelf. Such a wonderful and generous space for whatever purpose you assign it. A cozy and plush settee was also placed here and the arrangement flows into one seamless transition. To the right, we have a complete tv package for you: Toshiba 50 " flat screen tv Yamaha rx v620 av Receiver Panasonic vcr/dvd player combo Just below it are custom built in drawers with counter space and a there is a walk in cedar lined closet with three drawers, digital safe and shelves above. Both sides of this stateroom have large port windows with roman shades and it leaves you asking for nothing more.

Master Stateroom En Suite Head & Shower

The master head and shower room is both luxurious and masterfully created. A tall, one piece mirror highlights the main wall above the double, under mounted Kohler sinks, and vibrant blue Lapis counter top out lined in a bow fashion with that gorgeous cherry wood cabinetry. Brilliant gold fixtures were chosen throughout and there is lovely blue and white marble flooring which coordinates with the counter top. The large stall shower is fully tiled in white marble, has a corner seat, wall mounted fixture, light, exhaust fan and a clear tempered glass door. Located just outside of the shower is a tall, rounded corner cabinet to store your necessities. To the left of the double sinks, there is a head hunter toilet in a private room with an opening porthole dressed in roman shades and a overhead light and exhaust fan.

Guest Staterooms - Port and Starboard

The guest staterooms are further down the corridor from the master suite and are located on both the port and starboard sides. Both are designed and outfitted in duplicate. Again, we continue with the plush beige carpeting and beautiful cherry wood work. There are twin berths with storage drawers beneath and a three drawer nightstand in between with a brass swing arm lamp for cozy lighting. Each berth has a halogen reading light in the overhead. There is a large port window dressed in a roman shade. For storage there is a cherry wood lighted two door hanging locker with cedar lining, and digital ac controls within. Below the locker you have two large storage drawers. There are also full size dressing mirrors on the back side of the beautiful entry doors. Your guests will be delighted to stay in these intimate and cozy quarters.

Guest Heads & Showers - En Suite Port and Starboard

Both guest staterooms have their own en suite head and shower and basically mirror each other in duplicate. Both lovely facilities feature large wall mounted mirrors adoring the Lapis counter tops and dual under mounted Kohler sinks. The theme is a brilliant white with silver and gold toned fixtures giving these rooms a crispy, clean and airy touch. Each shower stall is fully tiled and has a clear tempered glass door. Both have head hunter toilets. What a great touch these en suite facilities give to the staterooms. All that's need now is room service!

VIP Stateroom

Walk down to the the far side of the corridor and you have arrived at the VIP stateroom. Here you have a warm, luxurious and inviting room surrounded with port windows and roman shades with raised built in cherry wood drawers lining the walls and plentiful counter space. It offers a center line queen size berth with upholstered headboard which is adorned by a mirror back drop and highlighted with built in shaded lamps. The berth has two drawer nightstands on each side with gorgeous burl tops and

four large drawers below, two port, two starboard. Your guest also have a lighted cedar lined hanging locker with an enormous amount of storage space inside. As they retire for the evening, they are offered a generous entertainment package: Visio 40" flat screen tv Yamaha htr 5550 av receiver Panasonic dvd/vhs player combo Your guests will surely know that they have been well taken care of when staying in this luxurious room!

VIP Stateroom En Suite Head & Shower

En suite to the VIP is the private head outlined in white slab marble with Lapis trim. True to form and thoughtfulness there is a full beveled mirror above the beautiful cherry vanity which has a burlled bow front with two doors below and a Corian seamless sink. Beautiful gold fixtures are featured here and excellent recessed lighting. The stall shower has a tempered glass door with a seat, light and a wall mounted fixture . There is a full size head with a two door built in cabinet above for all of your necessities.

Pilothouse

Now that we've toured the most inner parts of this amazing vessel let's walk up four step near the formal dining room to the pilot house. Up here the overhead panels, side panels, dinette cushions and upper helm have been suited with a vibrant blue vinyl and the amazing wood work continues to flow through out. The helm itself is masterfully crafted with cherry wood and a burl surface. This is yet another warm and inviting area of this vessel where a few of your guests can relax and enjoy a chat with the captain.

Features: Laminate plank sole Blue vinyl overhead panels Recessed over headlights SS steering wheel Pedestal mounted Dinette with curved bench seating Six step stairway to flybridge each with courtesy lights and handrails

- Laminate plank sole
- Vinyl overhead panels
- Recessed over headlights
- Two MTU engine displays
- Two overhead stereo speakers
- Crown helm chair
- Teak steering wheel
- Jastram rudder angle indicator
- Jastram helm input indicator
- Ritchie compass
- MTU single-lever engine controls
- Engine start and stop switches
- Exalto wiper/washer switches
- Bow thruster control
- Jog steering control

- Two ICOM IC-M604 VHF radios Furuno RD33 depth sounder
- Naiad stabilizer control panel
- Simrad AP70 autopilot
- Furuno GP-150 navigator
- Furuno 1200L video sounder
- Two Furuno Black Box 96-mile radars
- Six NEC LCD monitors for radars, sounder , CCTV,
- Westport vessel systems monitor , chart plotter
- Carlisle & Finch searchlight control
- Dinette, starboard aft
- Four steps to bridge, aft port with courtesy lights
- Six-step stairway to foyer, starboard, each with courtesy lights and handrail
- Navigation station, aft, with ICOM IC-M802 SSB radio, Furuno GP-150 GPS, Sea Key, KVH satellite telephone handset Furuno RD33 depth sounder VIC II systems monitor
- Curved bench seating
- Dual pedestal-mounted table
- Mirrored panels on aft bulkhead

- Laminate plank sole
- Vinyl overhead panels
- Recessed over headlights
- Two MTU engine displays
- Two overhead stereo speakers
- Crown helm chair
- Teak steering wheel
- Jastram rudder angle indicator
- Jastram helm input indicator
- Ritchie compass
- MTU single-lever engine controls
- Engine start and stop switches
- Exalto wiper/washer switches
- Bow thruster control
- Jog steering control
- Two ICOM IC-M604 VHF radios Furuno RD33 depth sounder
- Naiad stabilizer control panel
- Simrad AP70 autopilot
- Furuno GP-150 navigator
- Furuno 1200L video sounder
- Two Furuno Black Box 96-mile radars
- Six NEC LCD monitors for radars, sounder , CCTV,
- Westport vessel systems monitor , chart plotter
- Carlisle & Finch searchlight control
- Dinette, starboard aft

- Four steps to bridge, aft port with courtesy lights
- Six-step stairway to foyer, starboard, each with courtesy lights and handrail
- Navigation station, aft, with ICOM IC-M802 SSB radio, Furuno GP-150 GPS, Sea Key, KVH satellite telephone handset Furuno RD33 depth sounder VIC II systems monitor
- Curved bench seating
- Dual pedestal-mounted table
- Mirrored panels on aft bulkhead

Flybridge

Come on up and view the flybridge where most of the outdoor fun happens. As you will see there is a vast amount of entertaining space here. We have a six person jacuzzi under cover with attached sun pad, a long bench style seating area and an eight person dinette. Here you can host large star studded celebrations or enjoy a peaceful and relaxing time with a small intimate group of friends. The possibilities are endless.

Features: Sliding entry door to Pilothouse w/privacy covers Plexiglass windscreen w/aluminum frame Helm cover Three person helm seat w/removable cushions, cover & storage below Stbd side bar w/Sub Zero refrigerator, < B>New (Jan 2008) icemaker< /b>, (3) storage cabi-nets, Corian bar top, Corian sink & double Jennaire grill Stbd side three person bench seat w/removable cushions, cover & storage below Port side three person companion seat w/removable cushions, cover & storage below Port side eight person U shaped settee w/dining table & dual stainless steel bases, removable cushions, cover & storage below & two additional loose chairs w/matching cushions Fiberglass Flybridge hard top w/5' x 9' glass sunroof w/sliding shades (2) Deck hatches in hard top w/removable stainless ladder for access (15) Overhead AC lights in hard top (2) Red lights over helm area (4) Overhead stereo speakers Six person round hot tub w/continuous edge drain, hard cover & soft cover Boat deck quartz light (2) Six person EV life rafts mounted on top overhead (2) ACR RCL 100 spotlights on hard top Furuno 6 ½' radar antenna (2) 36" Sea Tel antenna domes Aft facing camera off mast for towing tender EPIRB McMurdo with battery expiration 2/2019 in an ACR case Forward & aft facing hailer horns Navigation light mast aft on hard top Delta T air induction system aft on Flybridge Removable hoop rails at boat deck Marquipt 2000 lb. fully hydraulic davit Upgraded Strata-glass Enclosures 2013 Upgraded ice-maker 2015

Fore Deck/Side Decks

Features: Nonskid fiberglass deck Welded stainless steel hand rail Stainless steel fairleads and bollard type cleats Navy type anchor Stainless anchor chute w/roller Maxwell 4500 hydraulic vertical windlass w/gypsy & capstan Chain stripper Freeman deck hatch to lighted chain locker Anchor wash down Large freeing ports on side decks Stainless steel burgee staff (3) Fore Deck lights Fore Deck cabinet with fresh water spigot & regulated compressed air outlet Bow seat for four with cushions & cover Non

skid panels on coach roof & Pilothouse roof (3) Windshield wipers w/washers 12" Chrome bell on stainless steel stand w/cover Port & stbd life rings w/throw line & rescue light (6) Raised hawse pipe/cleat combinations on side decks Storm panels for all house side windows stowed in Engine Room Frameless inset house side windows w/heavy black tint International navigation lights Kahlenberg air horns Steaming light on mast w/signal flag halyard Port & stbd mid ship boarding gate & door Port & stbd mid ship Freeman entry doors Overhead side deck lighting 20" wide side deck walk arounds w/raised bulwarks Fuel fill door port & stbd Port & stbd fire fighting station w/hose Emergency fuel shut off cable at stbd side fuel door (2) Side deck cameras

Aft Deck and Swim Platform

Features: Teak sole Centerline forward bar w/stainless steel sink, Sub Zero refrigerator & Corian top Bosun's locker for cleaning supplies Nine step Marquipt tide ride ladder Corian table top w/padded cover (Teak Chairs (New 2012) Bench seat to seat five w/new cushions & cover (2) Maxwell 3500 hydraulic warping windlasses Welded stainless steel hand rail Aft Deck stereo speakers Upgraded (Jan 2008) LCD TV w/cover (18) Overhead lights Painted panel overheads Aft Deck camera Stainless supports at forward table ends create a pedestal free table mount Port & stbd transom gates Port & stbd five tread teak stairs to swim platform (2) Quartz lights above swim platform Teak swim platform w/removable hoop rails Step lights to swim platform Freeman Pantagraph Lazarette door Tender cleats on swim platform (6) Underwater lights - (4) flood, (2) spot Lazarette Three steps down from swim platform

Laundry Facilities

The laundry facilities are located prior to the engine room where there is also a small crew quarters to the left. (2) Stack-able Whirlpool Duet washer and dryer (upgraded Oct 2012)

Electronics & Navigational Equipment

Features: Northstar 952X GPS/plotter B & G Hydra 2 depth/speed/log (3) Hepworth Marine wiper/washer controls Detroit Diesel emergency manual controls Icom M127 VHF (3) 15" VEI Daylight monitors for radar, plotter, video depth, camera monitors & television (2) RCL 100 ACR Point Pad controls for spot lights Naiad bow thruster controls Robertson AP9 MKII autopilot Jastram rudder angle indicator Jastram rudder order indicator DDEC electronic controls Naiad stabilizer controls Furuno Black Box FCV1200L color sounder Furuno Black Box 96 mile color radar Intermarine multi function systems monitor w/graphic display Tellular cell phone interface Bar graph/digital type fuel/water gauges for four tanks Fire alarm annunciator system ATV DPX9 video controller system for the yacht's (6) cameras Multi function phone system

for shore/fax/cell/and satellite **Flybridge Electronics:** Robertson AP9 MKII autopilot (2) RCL 100 Point Pad spotlight controls MTU electronic engine displays B & G Hydra 2000 depth/speed/wind Naiad bow thruster controls Naiad stabilizer controls Icom M127 VHF Stainless steel Destroyer wheel Start stop buttons for engines Danforth 6" compass Standard Horizon GPS chart 170C Jastram rudder angle indicator Jastram rudder order indicator DDEC electronic controls

Electrical System

Features: (2) 100 amp Glendinning shore cord reels in Lazarette (2) 25 KVA single phase step up transformers (2) Smart Y connectors Northern Lights 55 kW genset in enclosure (Port 10133 Hours) Northern Lights 55 kW genset in enclosure Full gauge package for each generator (6) Three position battery selector switch (3) Baldor soft starts for AC compressors (New 2010) Sentry 24V 50 amp port engine battery charger Sentry 24V 50 amp stbd engine battery charger Sentry 24V 80 amp service battery charger BUS 1 volt meter BUS 2 volt meter BUS 1 frequency meter BUS 2 frequency meter BUS 1 amp meter BUS 2 amp meter (2) DC volt meter (2) DC amp meter 110/220 volt AC system single phase 12/24 volt DC system

Engine Room

Features: Engine /Mechanical Equipment Starboard Main Engine: Port Main Engine: Port Generator: Starboard Generator: Kidde FM 200 fire suppression system Sea Recovery 1000 GPD water maker Workbench Fire station w/hose Freeman door to Engine Room Jastram rudder control unit Fluorescent lighting Hubble cable TV/phone & computer line inlets Reconditioned (Jan 2011): propellers, shafts, bearings, Transmission assemblies and connections (New 2011), engine mounts Naiad Model 353 stabilizer Naiad/HPS Hydraulic 45 hp bow thruster Emergency exit from Master Cabin Fire alarm pulls Hydraulic pumps on PTO's of both generators Balder fuel transfer pump Hand crank fuel transfer pump (2) Three drawer Craftsman tool boxes Work vise Digital & bar graph tank gauges for fuel & water Site gauge on day tank Marine air three compressor chiller w/dual pumps (system rebuilt 2014/2015) (2) Sea Chest engine water intakes Dual Racor 1000's for each engine w/Jabsco diesel priming pump Walker Air Sep crankcase ventilation system Detroit Diesel electronics engine display w/emergency backup controls Emergency cable transmission shift (2) CRS 300 coolant recovery systems for engine coolant (6) Engine Room portholes (2) Head Hunter Mach 5 water pumps w/selector switches & valves (New 2010) Dayton black water sewage pump Head Hunter fresh water pressure tank Marine Exhaust engine exhaust system Baldor air compressor w/Engine Room hose Price Pump Co fire pump Price Pump Co 220 volt bilge pump Naiad selector box for port & stbd generator hydraulic pump (5) Valves for bilge pump system Z Transmission Twin Disc V drive 3.1 reduction gear

(Both Replaced in 2011) Fresh water hose Fluorescent lighting (2) Engine Room cameras 270 Gallon black water tank Racor 900 for each generator Fuel Tankage: 1650 gal port, 1650 gal stbd, 920 gal aft, 540 gal day tank 200 Gallon gray water tank 100 Gallon clean lube oil tank 100 Gallon waste lube oil tank (4) New Batteries for Main Engines (2010) New Steering Pump (Sep 2010) New High Pressure water maker pump (June 2012)





Исключения

При продаже яхты исключаются личные вещи владельца.









Отказ от ответственности

Компания предоставляет описание судна или яхты добросовестно, но не может гарантировать точность этой информации, а также не ручается за техническое состояние. Покупатель должен проинструктировать своих агентов или оценщиков исследовать представленную информацию более подробно, по собственному желанию. Продажа судна или яхты, изменение цены или снятие с продажи будет происходить без предварительного уведомления.





ФОТОГРАФИИ



























КОНТАКТЫ

Андрей Шестаков (Andrey Shestakov) – ведущий яхтенный брокер отдела продаж яхт и судов компании Shestakov Yacht Sales Inc. Официальный представитель Shestakov Yacht Sales Inc. для русскоговорящих клиентов в центральном офисе компании в Майами/Форт Лодердейл/Флорида/США.

Контактная информация

Email: **andrey@shestakovyachtsales.com**

Web: shestakovyachtsales.com

Телефоны

Краснодарский край: **+7(918)465-66-44**

США, Майами, Флорида: **+1(954)274-4435**

Время работы

Понедельник – Суббота: **9:00 - 21:00** EDT

Воскресенье: **Закрыто**

Адрес



Harbour Towne Marina, 850 NE 3rd St, STE 213, Dania, FL 33004