

## MYU — PALMER JOHNSON



**Судостроитель:** PALMER JOHNSON

**Год постройки:** 1992

**Модель:** Экспедиционная яхта

**Цена:** **ЦЕНА ЯХТЫ ПО ЗАПРОСУ**

**Местонахождение:** United States

**Длина общая:** 90' 0" (27.43m)

**Ширина:** 22' 0" (6.71m)

**Макс. осадка:** 7' 0" (2.13m)

**Крейс. скорость:** 10 Kts. (12 MPH)

Купить **MYU — PALMER JOHNSON** а также выбрать подходящую вам яхту из нашего каталога яхт вам поможет опытный яхтенный брокер Андрей Шестаков. На сегодняшний день компания **Shestakov Yacht Sales Inc.** имеет большое количество яхт в собственном списке продаж, а также тесно сотрудничает со всеми крупными яхтенными производителями по всему миру.

Для того чтобы купить яхту **MYU — PALMER JOHNSON** а также проконсультироваться по любому вопросу связанному с покупкой, продажей, чартером яхт позвоните по телефону **+7(918)465-66-44**.

# ОГЛАВЛЕНИЕ

|  |    |
|--|----|
| ОГЛАВЛЕНИЕ   | 2  |
| ХАРАКТЕРИСТИКИ   | 3  |
| Обзор  | 3  |
| Основная информация  | 3  |
| Размеры  | 3  |
| Скорость, вместимость и масса  | 4  |
| Размещение   | 4  |
| Корпус и палуба  | 4  |
| Информация о двигателе   | 4  |
| ПОДРОБНОЕ ОПИСАНИЕ   | 5  |
| Overview   | 5  |
| Исключения   | 11 |
| Отказ от ответственности   | 11 |
| ФОТОГРАФИИ   | 12 |
| Main Electrical Panel in Engine Room                                       | 15 |
| Hydraulic Manifold   | 15 |
| Bilge Manifold   | 15 |
| Refurbished Fuel Lines   | 16 |
| Line Drawing from All Oceans YW Listing 4739593_20140617085207589_1_XLARGE | 17 |
| КОНТАКТЫ   | 18 |
| Контактная информация  | 18 |
| Телефоны   | 18 |
| Время работы   | 18 |
| Адрес  | 18 |

---

# ХАРАКТЕРИСТИКИ

---

## Обзор

---

**MYU** is not your average “marina queen.” This purpose built yacht will appeal to those who wish to explore the world in great comfort and safety in an understated, yet elegant, classic style. Formerly **ASHA**, **MA MU VI** and **HOPE**, this 1992, Palmer Johnson 90 footer is the expression of what it is to live the exciting life exploring all parts of the world—wherever you may wish to go. **MYU** sleeps six owners and guests in three immaculate staterooms, plus four in crew in two cabins. Following is an in-depth spec sheet of everything this yacht has to offer, a description of what is right about a properly outfitted vessel. **MYU** underwent a very extensive mechanical/systems refit at Front Street Shipyard during the winter of 2015. Already a proven transcontinental Expedition yacht, she was made even better and safer with additional redundancy added to every critical system.

**WILL ACCEPT CLEAN TRADES!**

## Основная информация

---

Тип судна: Экспедиционная яхта

Модельный год: 1992

Год постройки: 1992

Страна: United States

Верх: Hardtop

Открытая палуба мостика: Да

## Размеры

---

Длина общая: 90' 0" (27.43m)

Ширина: 22' 0" (6.71m)

Макс. осадка: 7' 0" (2.13m)

## Скорость, вместимость и масса

---

**Крейс. скорость:** 10 Kts. (12 MPH)

**Крейсерская скорость поворота:** 1375 Kts.

**Дальность на крейсерской скорости:** 3000

**Чистый вес:** 139 Pounds

**Вместимость воды:** 1860 Gallons

**Вместимость сточного бака:** 930 Gallons **Объем топливного бака:** 5800 Gallons

## Размещение

---

**Всего кают:** 3

**Спальные места:** 6

**Всего ком. состава:** 4

**Каюта капитана:** Да

**Каюты экипажа:** 2

**Койки экипажа:** 3

## Корпус и палуба

---

**Материал корпуса:** Aluminum

**Материал палубы:** Teak

**Комплектация корпуса:** Full Displacement

**Дизайнер корпуса:** Dick Boon

**Дизайнер экстерьера:** Dick Boon/Palmer Johnson

## Информация о двигателе

---

**Двигатели:** 2

**Производитель:** Caterpillar

**Модель:** D3406-B

**Тип двигателя:** Inboard

**Тип топлива:** Diesel

# ПОДРОБНОЕ ОПИСАНИЕ

## Overview

Cockpit/Lazarette/Swim Platform and Aft Deck: All the way aft is a small cockpit with a sink and fish cleaning station on the port side (drain added during 2015 refit) with drawers for tackle underneath. On the starboard side of the cockpit there are (2) 100amp, 3-phase electrical inlets. On top of and at the center of the after bulkhead there is a SS mounting pin for the manual passerelle. To starboard is a transom door which leads from the cockpit down to the integral swim platform. The swim platform has (2) SS bollards and (2) Maxwell stern warping winches outboard to port and starboard, a folding SS swim ladder and a freshwater handheld shower. Both the swim platform and cockpit have teak decking. In the lazarette under the cockpit there is a backup hydraulic pump for the steering system, new Side Power stern thruster, spare 250lb. Kedge anchor with about 50' chain, and miscellaneous spare parts. A ladder leads from midships of the after bulkhead of the cockpit to the aft deck above. The aft deck has removable isinglass curtains, teak decking, and a stairway with teak steps to the boat deck above. On the port side of the aft deck are a builtin, L shaped settee and small coffee table. To starboard is a varnished round dining table with matching chairs/seating for up to six. Main Salon Sliding glass doors lead from the aft deck to the Main Salon. (Doors can be made Opaque electronically if one wants privacy when docked "stern to"). Paneling in the salon and throughout the yacht is Cherry. The carpeting here is new beige and white flecked. Outboard on both sides of the salon are three large thermal pane windows which give this area a very open feel and provides people sitting or standing the ability to enjoy panoramic views. (Hunter Douglas "Duette" blinds for the windows here as well as for other windows and ports throughout the boat). At the port end of the salon, just forward of doorway from the aft deck is a cherry wood bar with blue/grey granite bar top. Amenities of the bar are: Three Stidd type bar stools, leather upholstered seat and back cushions Frigidaire® icemaker Under counter Refrigerator Small sink Storage cupboard for glasses and liquor Additional cupboards and bookcase behind bar in the after bulkhead. Forward of the bar on the port side of the salon are a beautiful blue grey leather semicircular settee and a large coffee table with storage underneath. On both sides of the salon are built in cherry cabinets. Opposite the settee, starboard side, is a retractable 54" flat screen T.V. with storage cabinets underneath. Forward of this, at the starboard end of the salon, is a builtin desk/computer station with a chair. Lighting in the salon consists of: 3 Brass wall sconces 25 small, halogen, overhead, recessed lights 5 110V AC/24V DC large round brass overhead lights All accent (rope) lighting Other features: (1) Set of AC digital controls for (2) new air handlers (2) New AV speakers Master Stateroom Varnished teak with nonskid steps lead down from the starboard aft corner of the salon to the private, full beam master stateroom below. (Steps here, as well as well as from the salon to the galley and from the pilothouse to below and forward, were custom built at Front Street Shipyard). At the bottom of the steps there is a secondary entryway to the engine room. A teak and holly companionway leads from here to the master. Farther along the companionway on the port side is a utility room with a linen locker, Dometic Combo Washer/Dryer and two access hatches for the afterfuel tank and gray water tank. On the starboard side the companionway is a small storage room which has a fold down desk and seat, a safe,

storage for storm ports, a fire extinguisher and fire hose. (Room was used by the present owner as a Ham Radio Room and is wired accordingly). Two port lights bring added light to this area. The master stateroom has (6) opening port lights (two to port, two to starboard and two larger ports in the after bulkhead which open up to the cockpit. There are screens and deadlights for all of these port lights as well as for the port lights throughout the rest of the boat). There is a king size berth mounted fore and aft on the centerline of the stateroom. On either side of the berth are built in bureaus, cubbies and bookshelves. Outboard on the starboard side of the room is a newly recovered settee. Above and behind the settee are additional cubbies and cabinets for storage. Mounted into one of the cabinets is a new Garmin GPS 6212. Farther forward is a double door hanging locker. On the port outboard side of the room there are additional cabinets and a builtin vanity with mirror and stool. Mounted on the forward bulkhead opposite the foot of the berth is a 54" Samsung T.V. Below it are additional cabinets for storage. Lighting in the master consists of: (2) traditional 110v classic steamer lights over berth (4) large, round, brass 110v/24v lights overhead (11) flush mounted Halogen lights overhead. At the port forward end of the master is the en suite bath. It has: Double sinks in vanity Goldplated fixtures (sinks and shower) Granite countertop Tile flooring (heated) and tile in shower Dometic VacuFlush head Mirrored cabinets over sinks for toiletries and medicine Storage cupboards under sinks, as well as deep, custom built cubbies behind toilet and a standalone varnished box for paper goods. Lighting in the head consists of: (5) Halogen overhead lights (1) large, brass, round 110v/24v light (1) Halogen light in shower (1) small, brass, round 110v/24v light in shower. Extractor fan Galley/Dinette Teak steps lead from the forward end of the main salon up to the galley and dinette. This area can be closed off from the salon by a door which was retrofitted by the former owner of the boat. The present owner has upgraded the flooring here by adding a beautiful, new teak and holly sole. The spacious galley is to port and has an abundance of natural light from two large windows. Other features and equipment include: Black and white granite counter tops Deep, SS sink Air Handler Miele 5 burner glass cooktop with warming zone Miele under counter Oven GE Profile Convection/Microwave oven KitchenAid under counter dishwasher SubZero fullsize refrigerator. Lighting consists of: (10) Halogen recessed overhead lights (4) round, brass 110v/24v lights. Other in Galley: Smoke Alarm (2) AV speakers. The dinette is to starboard and has a newly upholstered blue leather, semicircular settee with large rectangular granite top table. In addition, there are two stools in board that swivel so that they can be stowed under the table when not in use. Pilothouse Just beyond the galley/dinette area is the Pilothouse. The Pilothouse can also be shut off from the galley by means of a pocket door. To starboard, aft, is an ondeck head. Adjacent and outboard of the head are steps which lead to the flybridge above. At the helm is a spoked destroyer type wheel with a varnished wood rim. On the port and starboard sides of the pilothouse are varnished dogged and gasketed wing doors which were rebuilt and reskinned during the 2015 refit. On the port aft side of the pilothouse is a leather bench seat with (4) small drawers and a long chart drawer under it. Above and inboard of the bench seat are bookshelves where the yacht's drawings and equipment manuals are stored. Below these, in a cabinet are the "brains" for the VSAT and Iridium communication systems (run through Panasonic PBX), an HP Laser Printer and box for KVH TV. (Systems have been disabled but can be reactivated by a new owner). Under this cabinet are the A.C. and D.C. panel for the bridge electronics and the Naiad controller for the stabilizers. At the port side of the pilothouse console is a chart desk/nav station which pulls out and away from the console for ease of

studying and making notations. On the console are (2) Nauticomp Display screens for Nobeltec, Radar, NAVNET and surveillance cameras (2 in engine room, one aft, and one on flybridge). In addition, there is a Garmin GPSMap 7215 with Radar, Chart Plotter and the yacht's Maritron Monitoring System. Mounted above the console are gauges for main engines, alarms, tachometers, etc. (See Electronics Section for a complete list of electronics and Navigational Equipment). Guest and Crews Quarters Teak steps lead from the starboard forward side of the pilothouse to the guest and crews' quarters below. At the foot of the stairway is a new teak and holly sole which leads aft to two identical twin berth guest staterooms. At the beginning of this companionway is an access hatch for the inspection plate for the grey water tank. Further along to starboard is a full length closet for linens, bathroom supplies, and small bag storage. Aft to port and starboard are the staterooms. Both staterooms are paneled in Cherry and have full twin sized berths with two deep drawers under each. In addition, both staterooms have: Built in night table with two drawers between berths Full length half locker with shelves for pillows, blankets, etc. Full length, double door hanging locker with AC digital controls inside. 22" T.V. mounted on the forward bulkhead Storage cubbies above outboard berth Sony Am/FM Radio and Amplifier Sony 10 Disc Automatic Changer Panasonic phone and Intercom Multiplug strip (2) Opening portlights with Hunter Douglas shades New blue and white flecked carpeting (8) Halogen flush mounted overhead lights (1) Large, round brass 110v/24v light (1) Smoke detector (2) Overhead flush mounted audio speakers Accent lighting En suite head Head: Tile floor in head and shower Single sink with Corian countertop in cherry vanity Gold plated faucets and shower head Mirror faced medicine cabinet over vanity Built in waste bin in vanity (1) Opening portlight with Hunter Douglas blind (1) large round brass 110v/24v light (1) small, round brass 110v/24v light (in shower) (1) extractor fan Towel racks Vacu Flush head Crews Quarters Directly ahead of the bottom of the stairway from the pilothouse is a doorway which leads into the crew's mess and crews' accommodations. Flooring here and throughout the crew's quarters is foam backed linoleum (simulated oak). Paneling in this area is light wood. The crew mess has: Upholstered L shaped settee with a hilo table and a small galley. Thermador 2 burner glass cooktop Amana Microwave Magic Chef refrigerator (small) New 20" 16" 22" T.V. Bookshelves Round SS opening port light in the hull side Laundry Opposite the crew mess is the yacht's Laundry room which has: Full size Miele Washer and Dryer Large SS laundry sink and faucet Storage Pantry Laundry detergent and cleaning supply cabinet Perlick freezer Bilge Storage, Bow thruster compartment In the crew's quarters companionway, there is a hinged hatch with a pneumatic ram assist that provides access to a large storage area below. This area is well lit with two large AC fluorescent light fixtures. It is an ideal location for storing extra cases of water, soft drinks, etc. On the port and starboard sides of this compartment are racks for bins where spare parts are stored. All the way forward is the tunnel for the bow thruster. Just aft of this is a large household type chest freezer. 2 At the after end of this area are the black water tank and grey water tank. Some of the other gear and equipment housed here are: NuTone central Vacuum system 30gallon ship's service compressed air reservoir Personal Safe (4) Sealand toilet vacuum accumulators Captain's cabin and Crew Cabin At the forward end of the crew's quarters there is a captain's double berth cabin to starboard and an upper/lower berth crew cabin to port. Both cabins have an ensuite head with toilet and access to a shared shower. The captain's cabin has: Double berth with four drawers underneath Nightstand with two drawers inboard built in next to the berth (4) cuddy lockers above and outboard of berth Full length, double door hanging locker (2) round dogged and gasketed port

lights Overhead opening hatch Garmin GPSMap 6212 flush mounted on inboard bulkhead(2)  
 Audio speakers En suite head with tile flooring, sink in vanity with Corian countertop, large mirrors on both sides of this area, round, opening port light, VacuFlush toilet and curved door to shared shower. Lighting in cabin consists of:(3) Halogen recessed overhead lights(2) small round chrome plated 110v/24v lights(2) Halogen lights in head(1) large 110v/24v chrome plated overhead light in shower. Opposite to port is a crew cabin with upper and lower berths. It has:(2) drawers under lower berth Built in six drawer bureau Full length hanging locker(2) round, dogged and gasketed opening port lights Opening overhead hatch En suite head with same features as captain's cabin Flybridge and Boat Deck Steps lead from the starboard side of the pilothouse up to the flybridge. The flybridge has a fixed, anodized aluminum hardtop with canvas cover, removable Isinglass curtains with U zip windows, painted nonskid decking, and a helm station with full controls and electronics (as outlined under Electronics and Navigational Equipment). At the helm are three helm and companion chairs on pedestals. Under the helm is space for storage and a radio batterybank consisting of (2) 12volt DC sealed batteries and a ProSport 20-amp charger. On the port side of the bridge is wet bar with polished stone top and stainlesssteel sink. Below are a Vitrifrigo beverage refrigerator and a U-Line icemaker. There are dogged hatches under the helm and wet bar for access to these storage spaces as well as hook ups for compressed air and fresh water. Overhead on the bridge are two audio speakers. Aft to port are built in bench seats with storage underneath. In front of the bench seats are a small varnished teak cocktail table and two varnished teak folding chairs. Lighting on the bridge consists of:(6) overhead LED lights(2) flush mounted deck level lights At the starboard aft end of the flybridge is a curved companionway which leads to the boat deck/sun deck a few steps below. Here and contiguous with the hardtop there is an integrated radar arch and mast. On the back of the arch, port and starboard, are louvered air intake and extractor vents for the engine room with a manually operated dampener lever below each. On the port side is an aluminum ladder for access to the top of the arch and folding mast. Mounted on the back of the arch are two horseshoe type lifesaving rings. Outboard to port on the sun deck is a portable Steele Propane Barbecue Grill. The sun deck has a spacious, painted nonskid area for dining or sunbathing. There is a varnished teak dining table and eight varnished folding chairs here, as well as two varnished steamer type chairs (matching cushions for all of the chairs). To port and starboard are raised ventilated dunnage boxes that also have seat and back cushions. On the front of each box is a builtin marinized stereo speaker. Farther aft and mounted on the centerline is a Nautical Structures davit (2,500 lb. capacity) with an extension boom. Stowed to starboard is a 2010, 15' Novurania RIB with a 90hp Yamaha. A manual aluminum and teak passerelle is stowed under the tender. All the way aft on the centerline at the stern are a flagstaff and stern light. To port, at the aft end of the sun deck, is a curved stairway with varnished teak handrail which leads below to the aft deck. Side decks, Weatherbreak, and Foredeck Port and Starboard: Wing doors from aft deck Engine room access from fiddley on the starboard side deck Waist high bulwarks with varnished teak handrails on SS stanchions Teak deck SS inboard grab rail(2) round 110v/24v overhead lights(2) SS cleats and fairleads(3) freeing ports(3) scuppers Side Bulwark doors with hardware for tide ride boarding ladder Tide Ride boarding ladder stowed inboard on starboard side deck Fuel and freshwater fills under steps from side decks to weather deck. Single point fueling with CamLock Weatherbreak: Built in seating in front of house with storage underneath and waste pump out fitting Fresh water hookup starboard side(2) Hubble 110amp shore power



Inlets, GFCI 110volt AC outlet, dockside phone and cable television jack connection, plug for boarding bell in small locker port sideForedeck:Painted nonskid(2) Large Opening hatches in front of weatherbreak over crew quarters(2) Large, ventilated dunnage boxes one port and one starboard with deck level lightsSS bollard and fairlead –one each sideSS cleat and chock one each sideFreeman hatch for chain locker and forepeak – forward centerline foredeckMaxwell 5000 anchor windlass with two horizontal gypsies and one vertical warping capstanFire main and fresh water washdown bib to port of windlass(2) PoolN 200lb. galvanized steel Navy stockless anchors in steel lined anchor pockets port and starboard in the bowAnchor chain: Starboard 300'/Port 500'Open fairlead with nylon roller on stemSS Hoop style bell stand with 10" ship's bellaft of windlass

**Construction and Paint**Electric welded Marine grade aluminum done to high standards.Aristo Awlgrip hull. Matterhorn White Awlgrip superstructure.Bulwarks painted from rubrail to caprail.

**Engine and Mechanical Equipment**(2) Caterpillar D3406B enginesHorsepower: 380hp @ 1800 RPM eachEngine hours: Starboard main = 8306. Port main = 4965 but is a replacement hour meter so has approximately the same hours as starboard.Speed and Consumption: 9.5kts @ 1350 rpm with one generator = about 18gph. 8.5 kts @ 1200 rpm with one generator = about 13 gph.The midships engine room with full headroom is accessed from a watertight door and fiddley on the starboard side deck of the yacht. Twin engines and three generators are all located here.Main engine and generator fuel transfer and fill manifold w/ Racor #1000 fuel water separatorElectric fuel transfer pumpNelson Fuel water separating systemOriginal Wagner Steering System with upgrades/redundancy. Runs off PTO's on mains or on a 7 ½ hp electric hydraulic pump in engine room or on a backup electric hydraulic pump in the lazaretteGearboxes: Twin Disc model MG516, 2.06 to 1 ratioLoRez type shaft couplingsTides Dripless shaft seals(2) Nibral 4 bladed props (l) spare set stored on shoreShaft: 3 ", 2-piece SS. (1) spare stub shaft on boardSpur Cutters

Marine Air Dometic chilled water AC system. 108,000 BTU's with reverse cycle heating. (3) compressorsNaiad Stabilizers. New shafts, seals, bearingsKoopNautic 60hp Bow ThrusterSidePower 20hp Stern ThrusterAir Compressor(2) SS hot water heaters, dual elementWatermakers, Inc. 2,500 gpd watermaker.DeAngelo Main Exhaust System. (See Refit notes).Burkes AC Electric main fire and bilge pumpMain bilge manifold with 5 pickupsGilkes hydraulic fire and bilge pumpSnap-On toolbox with Assorted hand tools(2) Sliding worktops on top of main engine railingsSS sink with faucetStorage drawersVise**Tanks**Fuel: 5,800 gallons in (6) welded aluminum tanksPort and Starboard forward 1,520 gallonsEngine room forward bulkhead mounted day tank 200 gallonsPort and Starboard engine room fuel tanks 777 gallons eachAft fuel tank 986 gallonsPotable Water: (2) welded aluminum integral tanks 925 gallons located in guest stateroom bilge port and starboard separated by a centerline bilge.

Black Water: 860 gallons in one welded aluminum integral tank in bow thruster compartmentGray Water: (2) welded aluminum tanks, 460 in bow thruster compartment and 40 gallons in aft engine room centerline bilgeNew oil: 100 gallonsUsed oil: 120 gallons**Deck Equipment**(1) 2010, 15' Nautica RIB w. 90 hp Yamaha outboardTriple Kahlenberg hornsLoudhailerNautical Structures EZ2500exboat cranePasserelle: Fixed davit systemMarQuipt boarding stepsIntegral swim

platform with underwater lights and stainless-steel folding ladder  
 Outdoor shower (at swim platform)  
 BBQ grill: Steele stainless, propane  
 Cockpit fish cleaning station  
 Portable rod holders(9)  
 Fenders  
 Numerous dock lines  
**Audio/Visual**  
 55" Samsung LCD TV - Salon  
 55" Samsung LCD TV - Master(3)  
 22" TV's – guest staterooms, crew mess  
 KVH TV and Apple TV system: both deactivated  
 Panasonic Stereo/CD changer in guest staterooms  
 Stereo Surround Sound System(7)  
 Niles area Entertainment Music System Control Panels

**Safety and Fire Protection**  
 Security: CCTV system with (1) aft deck, (2) engine room, and (1) FLIR cameras

Firefighting:Automatic/Manual Halon 1301 with automatic shutoffs for engine room blowers and manual shutoffs for intake and discharge ventilation dampeners. Suppression system with automatic shut downs on mains, generators, and fans.  
 Smoke detectors throughout  
 Fire/emergency bilge manifold(2)  
 Fire mains (one in lazarette one on foredeck)(2)  
 Freshwater fire mains (one in master stateroom one in laundry)(2)  
 electric and hydraulic pumps (fire and bilge)  
 16 handheld fire extinguishers

Safety Equipment:(2) Revere 6-person Elite life rafts in canisters with hydrostatic releases(4) Horseshoe life rings  
 Flare kit  
 50 Offshore Elite life jackets(2) ACR Searchlights(2) First Aid Medical kits(2) small oxygen tanks(8) Immersion Suits(5) watertight bulkheads  
 Full set of porthole covers(3) EPIRB's(1) Fully equipped Ditch bag

**Electrical System and Equipment**  
 1 10V/240V AC, 24V DCElectrical outlets: (2) Hubble 100amp three phase shore power inlets in the forward weatherbreak and (2) aft on the starboard side of the cockpit. Yacht can be run off:(1) 100amp three phase power cord from bow or stern(2) 100amp single phase power cords from bow or stern(1) 100amp single phase cord with power management  
 Shore cords: (2) 100amp, 3 phase 50' cords with Hubble plugs  
 Adaptors for 100amp three phase to single phase(2) smart boxes for 50amp plugs

Electrical Panels:Main electrical switchboard panel in engine room  
 Sub panel in pilothouse  
 Atlas Energy Systems, Inc. single phase 120/240volt, 60 cycle shore power converter  
 Atlas Energy Systems, Inc. Shore power Smart Box

Generators(2) 40 KW Northern Lights generators(1) 22KW Northern Lights generator

Generator hours:Starboard 40KW=20,379 Total. Rebuilt at 14,400 hrs.Port 40KW = 20,433. Rebuilt at 13,800. 6,333 since rebuild.Center 22KW = 12,544.

Batteries(8) 8d house(2) 8d engine starting(2) 8d engine starting(4) 8d for stern thruster(2) 12v for radios flybridge  
 Victron 24v, 5000 watt /120amp battery charger/ InverterProSport 20amp/24v charger  
 FlybridgeVictron 24v/50amp charger lazaretteVictron 24v/50amp charge engine room.

Battery room:Located under guest staterooms and accessed through a hatch below p and s inboard berths.  
 24v DC house battery bank in acid proof ventilated boxes  
 Rule 3,500 gallon per hour submersible automatic/manual bilge pump  
 Sperry gyrocompass  
 Simrad RC35 fluxgate heading sensor  
 Fluorescent light

**Electronics and Navigational Equipment**  
 Pilothouse:ZF Electronic Main Engine controlsSEA 330 HF/SSB radio telephonelcom #ICM602DSC VHFGarmin GPS Map 7215 w. radar, Maretron Monitoring System, GPS, chart plotter.(2) Garmin Map6212 –master stateroom & Captain’s cabin. (2) Nauticomp 19” Monitors w. Nobeltec, CCTV, FLIR, NAVNET and Radar.

Electronic maps for Bahamas, Caribbean, and West Coast from Canal to AlaskaCruising Guides and Paper Charts for trip from Caribbean to Alaska VSAT (satellite phone, internet and data)Iridium Satellite phoneTelephone system: Panasonic D1232 hybridSidePower stern and bow thruster jog controlsSimrad AP 50 with updated softwareSimrad Jog lever steering controlSimrad AIS TransponderNaiad Stabilizer controlsSperry Gyro Compass(2) Niles Entertainment System Control PanelsCapac model #50030 hull potential meter(2) B&G Hydra 2000 LCD navigation displays(2) ACR Remote Searchlight controls(3) Northern Lights remote start/stop and preheat generator panels with analog gaugesGEMS tank sender gauge w. selector switch for (6) fuel tanks & p.& s. water tanksAnnunciator Alarm System for bilge, fire, running lights, day tank, sump tankOn/Off switches for Bilge pumps, deck lights, passage light night lights, helm lightEmergency stop controlsGauges for main engines & gearboxOn/Off for Wiper/Clear View, washer/heater functions for Clear ViewOn/Off switches for Mast head light, running lights, horn, anchor light

Flybridge:ZF Main Engine ControlsGarmin Map 7215(1) Nauticomp 19” MonitorSimrad AP50 remoteSimrad Jog Lever SteeringNaiad Stabilizer ControlsSidePower Stern & Bow thruster toggle controlslcom #ICM602DSC VHF(2) Niles Entertainment Systems Control panels

**Upgrades 2019**BOTTOM JOB 5-19REPLACED ALL REAR THRUSTER BATTERIES 3-19Port Generator New Starter motor / 8-1-19Port Generator Battery Replaced 8-19Added to Sea-Doo cradles for 2 - 2015 Sea-Doo Sparkes

## Исключения

---

При продаже яхты исключаются личные вещи владельца.

## Отказ от ответственности


---


Компания предоставляет описание судна или яхты добросовестно, но не может гарантировать точность этой информации, а также не ручается за техническое состояние. Покупатель должен проинструктировать своих агентов или оценщиков исследовать представленную информацию более подробно, по собственному желанию. Продажа судна или яхты, изменение цены или снятие с продажи будет происходить без предварительного уведомления.

# ФОТОГРАФИИ













**Main Electrical Panel in Engine Room**



**Hydraulic Manifold**



**Bilge Manifold**

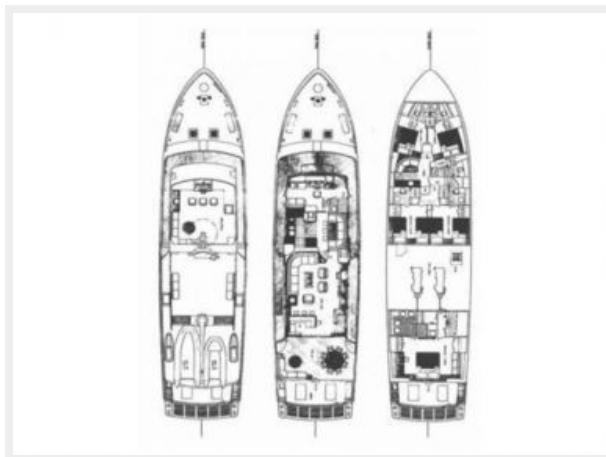


### Refurbished Fuel Lines





Line Drawing from All Oceans YW Listing 4739593\_20140617085207589\_1\_XLARGE



# КОНТАКТЫ

---

Андрей Шестаков (Andrey Shestakov) – ведущий яхтенный брокер отдела продаж яхт и судов компании Shestakov Yacht Sales Inc. Официальный представитель Shestakov Yacht Sales Inc. для русскоговорящих клиентов в центральном офисе компании в Майами/Форт Лодердейл/Флорида/США.

## Контактная информация

---

Email: [andrey@shestakovyachtsales.com](mailto:andrey@shestakovyachtsales.com)

Web: [shestakovyachtsales.com](http://shestakovyachtsales.com)

## Телефоны

---

Краснодарский край: **+7(918)465-66-44**

США, Майами, Флорида: **+1(954)274-4435**

## Время работы

---

Понедельник – Суббота: **9:00 - 21:00**  
EDT

Воскресенье: **Закрито**

## Адрес

---



Harbour Towne Marina, 850 NE 3rd St,  
STE 213, Dania, FL 33004