

## ARGO — OUTER REEF YACHTS



**Builder:** OUTER REEF YACHTS

**Year Built:** 2015

**Model:** Motor Yacht

**Price:** PRICE ON APPLICATION

**Location:** United States

**LOA:** 88' 0" (26.82m)

**Beam:** 21' 0" (6.40m)

**Max Draft:** 5' 6" (1.68m)

**Cruise Speed:** 13 Kts. (15 MPH)

**Max Speed:** 17 Kts. (20 MPH)

Our experienced yacht broker, Andrey Shestakov, will help you choose and buy a yacht that best suits your needs **ARGO — OUTER REEF YACHTS** from **our catalogue**. Presently, at **Shestakov Yacht Sales Inc.**, we have a wide variety of yachts available on **our sale's list**. We also work in close contact with all the big **yacht manufacturers** from all over the world.

If you would like to buy a yacht **ARGO — OUTER REEF YACHTS** or would like help answering any questions concerning purchasing, selling or chartering a yacht, please call **+1(954)274-4435**

# TABLE OF CONTENTS

TABLE OF CONTENTS	2
SPECIFICATIONS	4
Overview	4
Basic Information	4
Dimensions	4
Speed, Capacities and Weight	4
Accommodations	5
Hull and Deck Information	5
Engine Information	5
DETAILED INFORMATION	6
Hull Construction	6
Mechanical, Electrical and Other Equipment	6
Interior Accommodations	10
Salon	10
Galley	11
Dayhead	11
Lower Helm	11
Lower Foyer	12
Master Stateroom	12
Master Head	13
Bow VIP Stateroom	13
Bow VIP Head	14
Port Guest Stateroom	14
Port Guest Head	15
Captain/Crew Stateroom	15
Aft Starboard Work Room	16
Engine Room	16
Cockpit	17

---

Aft Deck	17
Flybridge	18
Tankage	19
Disclaimer	19
Exclusions	20
Disclaimer	20
PHOTOS	21
CONTACTS	36
Contact details	36
Telephones	36
Office hours	36
Address	36

# SPECIFICATIONS

---

## Overview

---

"ARGO" is an absolutely stunning 2015 88' Luxury Motor Yacht built by Outer Reef Yachts. She is in superb condition and ready for her next owners to navigate the waters of the world. "ARGO" was commissioned by a very experienced yachting family who knew exactly what they wanted in their next vessel. The result is a yacht that has navigated some of the world's most treacherous seas with unmatched style and comfort. Her beautiful lines and intelligent uses of space are a true testament to her superior design and engineering. Her wide-open spaces, stateroom layout, shallow 5'6" draft, and fully outfitted sports/fishing cockpit make her unquestionably the most versatile yacht in her class. She is powered by twin 1,000hp Caterpillar C-18 engines and has more than a 3,000-mile range at 10 knots.

"ARGO" is Lying in Fort Lauderdale and available for viewings. Please contact Bobby Nofsinger

## Basic Information

---

**Category:** Motor Yacht

**Model Year:** 2015

**Year Built:** 2015

**Country:** United States

## Dimensions

---

**LOA:** 88' 0" (26.82m)

**Beam:** 21' 0" (6.40m)

**Max Draft:** 5' 6" (1.68m)

## Speed, Capacities and Weight

---

**Cruise Speed:** 13 Kts. (15 MPH)

**Max Speed:** 17 Kts. (20 MPH)

**Max Speed Range:** 3500 Kts.

**Displacement:** 21000 Pounds

**Water Capacity:** 500 Gallons

**Holding Tank:** 200 Gallons

**Fuel Capacity:** 3500 Gallons

---

## Accommodations

---

**Total Cabins:** 3

**Total Heads:** 4

---

## Hull and Deck Information

---

**Hull Material:** Composite

---

## Engine Information

---

**Engines:** 2

**Manufacturer:** Caterpillar

**Model:** C-18 Acert

**Engine Type:** Inboard

**Fuel Type:** Diesel

---

# DETAILED INFORMATION

---

## Hull Construction

---

- Semi displacement V hull construction with hand laid FRP hull with solid fiberglass below waterline and PVC core sandwich construction above the waterline
- Construction from only 3 major molds
- Vinylester skin coating lamination for osmosis protection
- Simulated planked hull
- Full length longitudinal and athwartship stringers for engines
- Cook Gel coated finish above waterline
- Molded rub rails with stainless steel capping
- Full length keel extends below running gear
- All deck and hull area hardware attachments are finished with solid lamination
- Quiet Roll™ integrated spray rail system
- Whisper Grey sheared stripe at the top of the hull
- Bilge areas finished smooth and coated with bright white epoxy paint

## Mechanical, Electrical and Other Equipment

---

### Main Propulsion and Running Gear

- Twin Caterpillar C-18 ACERTs (1001 bhp) diesel engines electronic instruments located in engine room, pilothouse and flybridge (Port: 2471 hours, Starboard: 2475hours) with fully transferable Platinum Warranties to April 2020, and 4,000 hours
- Glendinning Engine Control at pilothouse and flybridge with remote stations located foredeck, aft deck and boat deck
- Yacht Controller wireless remote control system
- ZF transmissions 550A/1.971
- ABT Trac 38hp hydraulic bow and stern thrusters
- ABT Trac 370 Star Zero Speed stabilizer system with 12 sq.ft. fins and 20hp 230VAC hydraulic pump
- Underwater exhaust system with bypass and FRP mufflers
- Two stainless steel Aquamet AQ22HW 3" prop shafts
- Stainless steel struts with bearings and rudders
- Two (2) Nibral propellers
- Line cutters for both prop shafts

### Plumbing

- FCI Max Q modular MQM1826S Watermaker (1800 gallons/day) with control at pilothouse helm and engine room

- Water pressure system - Headhunter 24v DC and 120v AC (backup) self-priming fresh water pumps with accumulator tank
- Two 24v DC automatic shower sump systems with external pump
- Reverso Oil Change system plumbed for Main engines and generators
- Reverso Fuel Transfer /Polishing System
- Teleflex hydraulic steering
- Headhunter Royal Flush system throughout and Tecma Silent Plus in crew head
- Headhunter waste tank gauge at helm
- Sealand dual macerator and discharge pumps
- Headhunter tank
- Headhunter Washdown pump
- Bosch 120v pressure washer with connections on foredeck, cockpit and boat deck
- Seaward HF-2250 240V AC (2) (20 Gallon each) Water Heaters located on Master Suite bilge and Crew Quarters plumbed to main engine heat exchanger
- Delta T Engine Room blowers
- Central vacuum system with plug in ports throughout vessel
- Rigid freshwater pipes
- Color coded copper fuel lines
- Rule and Ultimate bilge pumps in lazarette, crew companionway, engine room, mid ships and forward bilge areas

## Electrical

- Northern Lights generators 30 kw (2) with sound shields (Port: 2540 hours, Starboard: 2518 hours) with uplift water separator exhausts. Stop/start controls at pilothouse helm and electrical panel
- ASEA AC-20 QTP dual input transformer, iso boost and 50/60 kHz converters
- Xantrex XW 4024-120/240 -60 inverter
- MasterVolt 24v charger
- Guest 12V charger
- Cablemaster 100 amp shore cords located in cockpit (port and starboard each with 100 feet cord)
- Battery Banks:

Main Engine Port (2) and Starboard (2) Lifeline AGMGPL8DL (255 AH) with parallel switches

Generator

- Shore Power 100 amp outlet located on foredeck
- Phase 3 to Phase 1 converter
- Hubbell 50/100 amp converter
- Copper bonding system to all underwater fittings with zinc anodes
- Accessible wiring raceway chases throughout

## Air Conditioning and Heating System

- Cruise Air chilled water system
- Individual digital controls and air handlers located throughout vessel including in Salon, Galley, Pilot House, Forward Stateroom, Port Stateroom, Master Stateroom, Crew Stateroom, Crew Quarters
- Dual Raw Water pumps (2)
- Dual Air compressors MTDV60C (2)

## Ship Safety and Other:

- Kaldenberg TOA Airhorn with Kaldenberg compressor KA1000
- Exalto windshield wiper system with 3 wiper blades at helm
- Airtex Davit R800 with isolated hydraulic system with wireless and wired remotes
- Carlisle and Finch Search Light with control in Pilothouse and Flybridge
  - Dual Maxwell VWC4000C hydraulic windlasses with 132 lb Ultra anchor with swivel with 350' of 1/2 ht chain and 130 lb. delta anchor with 300' of 1/2 ht chain
- Maxwell windlass has step control on foredeck with handheld remote and remote Maxwell digital counter controls in pilothouse helm and flybridge
- Dive Compressor Brownie's Marine Yacht Pro 55 plumb to port cockpit locker holding six dive tanks
- Ocean Safety 6C ISO09650-1 Life Rafts (2) located on Boat Deck
- Fireboy engine Room Fire extinguisher with controls at pilothouse helm and crew quarters
  - Fire extinguishers in each stateroom locker
  - Fire Extinguishers located fore and aft of engine room
  - USCG life vests (15) in boat deck locker

## Electronics and Audio

### Navigation and Communication

- Nauticomp Glassbridge screens (3) in Pilothouse
- Nauticomp sunlight touch screen (2) on Flybridge
- Timezero chartplotter loaded on two computers with redundant software
- Furuno FAR 2127 BB 25kw 96 mile radar
- Furuno FAR 1537 12kw 72 mile radar
- Furuno Nav autopilot at helm and remote station at flybridge
- Furuno PG 500 integrated heading sensor
- Furuno SC 70 satellite compass
- Furuno Navnet 3d chart plotter and echo sounder,
- Furuno RCV-014 radar control at helm
- Furuno GP33 GPS
- Furuno RD33 speed, depth, temperature located at helm, flybridge and master



stateroom

- Furuno FA-150 Class A AIS
- Sirius Satellite for Furuno weather feed
- Ritchie 5" magnetic compass at helm and Ritchie magnetic compass at fly bridge
- ACR EPIRB located on Boat Deck
- VDO rudder indicator
- ICOM IC-M604 (2) VHF radio located at helm and fly bridge with ICOM RAM command mics at each station and master stateroom

## Ship Monitoring and Operations

### Maretron Systems

- Maretron dedicated screens at helm, flybridge and master stateroom
  - Main Propulsion reporting module providing digital operating data including tachometer, water temp, oil temp, oil pressure etc.
  - Generator Engine digital operating data
  - Tank level module including sensors at each fuel tank, fresh water tank and waste tank
  - Alarm module including bilge sensors and exterior doors and engine room door
  - Fuel monitoring module
  - Electrical Module including house battery and inverter data
  - Environment data including sea temp, depth, outside temp, true and apparent wind speed, GPS location, etc.
  - Anchor Watch module
  - Exterior door alarms
  - Remote reporting through cell service

**Cameras** IP located on aft deck, engine room (2) and arch (2) with video feeds provided to vessel computers and Maretron system

**Aqua-signal** navigation lights with warning system

**FLIR Night vision camera** with controllers at Pilothouse helm and flybridge

**WheelHouse™ Technologies**, Inc Marine Maintenance System providing online record of ship's spares

**Ships bilge alarm** with LED indicators on yacht profile at helm overhead

### Audio and communications (available throughout ship)

- KVH Tracphone V7 VSAT and high speed internet
- KVH Tracvision HD 7
- YachtSpot Long range Wi-Fi and cellular extender
- Fusion stereo system with overhead flush mounted speakers and separate

amplifiers and controllers for pilothouse helm, salon, aft deck, fly bridge and cockpit

- Direct TV (US and Latin America) receiver located in each stateroom and salon
- KVH IP Mobile cast receivers located in each stateroom and salon
- Sirius Satellite antennas on hardtop
- Sirius Satellite for entertainment
- Cisco WIFI routers located throughout vessel

---

## Interior Accommodations

---

- Custom satin cherry wood with gloss accents throughout vessel
- Custom chrome door and drawer hardware throughout
- Majilite head and wall liners
- LED lighting throughout
- CE-approved stainless-steel opening port lights with fixed blackout covers in lower staterooms, crew quarters and engine room
- 110 V A/C outlets throughout

---

## Salon

---

- Stainless steel sliding aft salon doors with sliding screen door and custom up/down shades
- Large tinted Salon windows are 3/8" thick tempered safety glass
- Custom up/down shades and LED backlighting for all salon windows
- Carpeted flooring throughout main salon with runners
- Custom stainless grabrail overhead
- Large custom L-shaped salon sofa with storage beneath
- Cherry wood end table for sofa
- Custom glass and bamboo coffee table
- Twin ultra comfort club chairs with storage inside
- Port aft bar with wine and liquor storage
- Starboard aft custom bookcase made of stainless and cherry wood
- Milano sconces port and starboard
- Custom cherry wood entertainment center with up/down TV lift
- Cherry wood cabinet port aft houses salon A/V equipment which includes
  - 55" Samsung LED flat screen television
  - Samsung DVD player
  - Denon Audio AVR-X3000
  - Yamaha digital sound projector
- Cherry wood storage drawers starboard forward for additional storage
- Salon sole is removable for major mechanical access

---

## Galley

---

### General accommodations:

- Electric up/down cherry wood partition and sliding door to close off interior of the vessel from galley aft.
- Custom granite countertops throughout galley with matching backsplashes
- Custom Cherry cabinets with chrome Hardware
- Galley Dinette with custom wood table, seating for 6 to 8 people, and storage below
- Large island with granite top and storage drawers below
- Opening galley window to port with sliding screen and custom shades
- Custom teak flooring with a holly border
- Slide-out spice rack cabinet next to stove
- Large Pantry to starboard with additional slide-out storage cabinet
- 110V AC outlets

### Appliances and Other:

- LG 36-inch side-by-side stainless steel refrigerator
- GE Monogram 30-inch stainless steel electric cooktop
- GE Monogram 30 in stainless steel microwave
- GE Monogram trash compactor
- Summit wine cooler
- Insinkerator garbage disposal in sink Elkay stainless steel deep basin sink
- Hansgrohe Tailis C faucet with pullout sprayer
- Hansgrohe soap dispenser
- Frankie insta-hot water dispenser

---

## Dayhead

---

- Custom granite countertop
- Custom marble flooring
- Oceana glass vessel sink
- Hansgrohe Metris faucet
- Mirror with storage
- Ventilation fan
- 110V GFI outlet
- Large window with custom shade

---

## Lower Helm

---

- Classic stainless steel ships wheel

- (2) Stidd 500NX Ultraleather helm chairs with stainless bases
- Weather tight wing doors port and starboard with screens
- Teak flooring with holly border
- Overhead red and white LED lighting for night running
- Cherry wood paneling with black Ostrich pattern electronics console
- Windshield defroster
- Windshield is 1/2 inch tempered glass
- Binocular storage
- Portside cherry wood electrical cabinet with main AC and DC circuit breakers inside
- Printer drawer with 110V AC outlet
- 12v to 24v dc converter
- Flexible hard mounted chart light
- 12v DC outlet
- USB port
- Phone jack
- Staircase with custom railing and lighting to flybridge. There is storage in the bottom step.
- Curved staircase with custom railing and Lighting 2 owner and guest accommodations -storage in the bottom two steps

---

## Lower Foyer

---

- Curved staircase with custom railing and Lighting 2 owner and guest accommodations. There is Storage in the bottom two steps
- Teak flooring with a holly border
- Full size stackable Bosch Axis washer and dryer with separately vented dryer
- Locker storage forward and aft of the washer/dryer

---

## Master Stateroom

---

### General Accommodation:

- Full beam master stateroom with access to Engine Room
- King size berth with storage beneath
- Carpeted flooring
- Built in custom cherry wood cabinets
- Cherry wood wall coverings
- Vanity with stool to port
- Cherry wood cabinetry with drawers to starboard
- Forward starboard walk-in closet is Cedar lined with full-length mirror
- Aft starboard walk-in closet is Cedar lined with built-in furniture
- Port and starboard picture windows with CE approved Port lights

- Shoji screens for Windows
- Cherry wood nightstands with granite tops and drawers for storage
- Sconces by Bella Figura
- Large lighted storage in accessible floor hatches port and starboard
- Entertainment:

32" Samsung LED TV

Bose sound system for TV

Directv (US and Latin America) receivers

KVH mobile cast

- Ship Operation:

ICOM VHF command mic radio

Maretron ship monitoring system

Furuno RD33 speed, depth, temperature controller

---

## Master Head

---

- Master head is ensuite with shower
- Separate head compartment with headhunter full size marine head
- Opening stainless porthole for head compartment
- 24v DC ventilation blower for head
- Walk in shower with mosaic marble tile shower flooring
- Shower ventilation fan
- Storage compartment with door and shelves in shower
- 24" towel bar
- Handheld Grohe Relaxa Plus shower head with chrome finish
- Marble vanity top made of cherry wood
- Kohler Verticyl sink and Kohler Alteo faucet
- Large mirrored medicine chest
- Chrome hardware throughout
- Honed tumbled marble flooring
- Head 24v DC ventilation blower

---

## Bow VIP Stateroom

---

- Raised centerline queen cherry wood berth with storage below mattress
- Pull out storage drawers under berth

- Cherry wood book shelves port and starboard
- Twin Piccolo III sconces by Boyd
- Light switches port and starboard
- Two cedar lined hanging lockers with automatic lighting
- Design wall fabric
- Carpeted flooring
- Custom cherry wood overhead skylight hatch

- Entertainment:

Samsung flat screen TV folds away into ceiling

Dedicated Direct TV receiver

DVD player

KVH IP Mobile Cast

## Bow VIP Head

---

- Bow VIP head is ensuite with a separate shower
- Honed marble flooring
- Custom shower with mosaic tumbled marble flooring
- Frosted tempered glass shower door
- 24" towel bar
- Handheld Grohe Relaxa Plus shower head with chrome finish
- Cherry wood vanity with marble top
- Kohler Verticyl sink with Grohe Tenso faucet
- Large mirror medicine chest
- 24v DC ventilation blower

## Port Guest Stateroom

---

- Two Twin berths with drawer storage below
- Cherry wood night stand with storage drawers
  - Cedar lined hanging locker with automatic light
  - Two Cantalupi reading lights
  - Shoji screen shades
  - LED lighting under valance
- Cherry wood night stand with storage drawers
  - Cedar lined hanging locker with automatic light
  - Two Cantalupi reading lights
  - Shoji screen shades

- LED lighting under valance
- Entertainment:

Samsung flat screen TV

Dedicated Direct TV receiver

DVD Player

KVH IP Mobile Cast

---

## Port Guest Head

---

- Port guest head is ensuite with a separate shower
- Honed marble flooring
- Custom shower with mosaic tumbled marble flooring
- Frosted tempered glass shower door
- 24" towel bar
- Handheld Grohe Relaxa Plus shower head with chrome finish
- Cherry wood vanity with marble top
- Kohler Verticyl sink with Grohe Tenso faucet
- Large mirror medicine chest
- 24v DC ventilation blower
- Chrome hardware throughout

---

## Captain/Crew Stateroom

---

- Captains STATEROOM is outfitted to be a proper guest accommodation
- Cherry wood queen berth with storage beneath mattress
- Drawers under berth for additional storage
- Cedar lined hanging locker
- Carpeted flooring
- Chrome hardware throughout
- Entertainment:

Samsung LED Television

DirectTV Receiver (US and Latin America)

DVD player

KVH mobile IP cast

---

## Captain/Crew Head

---

- Captain/crew head is ensuite with a separate shower
- Honed marble flooring
- Custom shower with mosaic tumbled marble flooring
- Frosted tempered glass shower door
- Stainless steel towel bar
- Handheld Grohe Relaxa Plus shower head with chrome finish
- Cherry wood vanity with granite top
- Kohler undermount sink with Grohe single lever faucet
- Large mirror medicine chest
- 24v DC ventilation blower

### **Captain/Crew Galley**

- L-shaped settee with storage below
- Custom Teak table
- Granite counter tops with SS deep basin sink
- Chrome Grohe Europlus faucet with pull out sprayer
- Teak flooring with a holly border
- Frigidaire under counter fridge
- 24" two burner GE stove top
- GE built in convection microwave

### **Aft Starboard Work Room**

- Large stainless steel topped work surface
- 5" vise mounted to work surface
- Upper and lower cabinet storage made of cherry wood
- Craftsman tool box hard mounted under work surface
- Sink with faucet built into work surface
- Full size stand up Frigidaire refrigerator

### **Engine Room**

- Fiberglass drip pans under engines
- Two (2) sea chests
- Ball-valve bronze seacocks on all through-hulls below waterline located in sea chests
- Two (2) prop shaft brushes
- Two (2) Racor 75/1000 max dual fuel filters with gauges for main engines
- Two (2) Racor 75/1000 max single fuel filters for generators
- PSS packless shaft seals for each shaft
- Fuel management system with fuel transfer pump
- Emergency bilge suction on engine



- Fresh water hose bibb
- Four (4) 24v DC blowers
- Custom 316 Stainless steel safety rails around engines
- Two (2) watertight bulkheads
- Watertight aluminum engine room doors with sight windows
- Engine room sink with faucet
- Acoustically insulated stand-up engine room lined with sound absorbing material
- Edura beige coin dot flooring

---

## Cockpit

---

- 8' long full beam fishing cockpit
- Teak flooring in cockpit
- Swinging gate door from cockpit to swim step
- Custom live well with a glass front, a 24v bait well pump, and cycle timer
- Two (2) Aft facing cleats for towing
- Dive compressor located in the lazarette
- Automatic air fill station with storage for six (6) scuba tanks in port aft cockpit locker
- Cabinet on forward port side with drawers for fishing tackles
- Teak covered built-in swim platform and steps
- Teak cap rails
- Attwood stainless steel flush-mount rod holders (6)
- Eight (8) rocket launcher for fishing rods
- Armstrong 4-step dive ladder in transom
- FRP weather tight door on transom
- Deck scuppers piped out through transom at boot stripe
- Freshwater hot and cold water shower
- Fresh water wash down outlet
- Fusion speakers
- Port and starboard storage hatches
- 24" x 24" x 1/2" aluminum backing plate for a future installation of a fighting chair

---

## Aft Deck

---

- Aft deck settee with seating for 8 and storage beneath
- Custom aft deck table
- Port and starboard aft deck boarding gates
- Teak decking
- Aft deck bar with refrigerator
- Stainless steel and glass sliding door to salon
- Two (2) working lights with FRP covers on aft deck overhang to light the swim

platform

- Stainless steel heavy duty cleats secured to backing plates port and starboard
- 316 Stainless steel handrail
- Stamoid covers for seating
- Staircase leading up to the flybridge

## Side Decks

- Molded with teak decking
- Boarding gates port and starboard
  - SS handrails alongside decks
  - Weathertight wing doors opening into pilothouse port and starboard
  - House side fixed windows with tinted tempered glass
  - Two (2) sets of 316 SS spring-line chocks per side
  - Four (4) 316 SS hawser holes with SS cleats per side recessed in bulwarks
  - Fuel fill fittings for tanks recessed
  - 316 SS overhead overhead safety rails
  - Life ring recessed into the starboard deckhouse wall
  - "Used Oil" deck fitting port
  - "Fresh Oil" deck fitting starboard

## Foredeck

- Area is white non skid and teak decking
- Custom Forward facing seat with a sunbed extension
- Locker doors in aft face of bulwark
- Hinged door through to foredeck
- LED courtesy lighting
- 316 Stainless steel CE-approved skylight/emergency hatch from the VIP stateroom below
  - 316 Stainless steel rail on bulwarks increasing in width going forward
  - 316 Stainless steel stanchions to support handrail
  - Deck lockers forward either side of anchor platform
  - Anchor/chain wash down system
  - Glendinning hose master reel
  - Salt water wash down pump with outlet
  - Fresh water wash down pump with outlet
  - Salt water and fresh water 316 SS faucets inside foredeck lockers
  - Up-sized bollards
  - Deck drains plumbed to boot-stripe to prevent streaks
  - Stamoid covers for seating

## Flybridge

- Exclusive Deluxbridge® full-beam width deck with white non-skid surface
- (2) Stidd helm seats, model 500-200, naugahyde with stainless steel bases
- Two (2) L-shaped settees
- Stamoid covers for seating, Stidds and helm
- Two (2) corian tables
- 316 Stainless steel safety rails
- Venturi windscreen with 316 stainless steel rails
- Flybridge helm station with engine controls and full electronic and ship monitoring as described above
- FRP radar mast
- Hard top over flybridge
- 316 Stainless steel mast with running and anchor navigation lights
- 316 Stainless steel sliding hatch and stairs starboard side down to pilothouse
- Two (2) working lights with FRP covers on radar arch
- Deck box on port side with large storage space
- Cabinets behind settees for wash basin
- Miele BBQ grill
- Custom stairs down to the aft deck
- AB Nautilus 15DLX tender with a 70hp Yamaha
- Boat deck fitted with stainless steel removable gate and jet ski rail and storage

---

## Tankage

- Fuel aluminum tanks (4)with a total capacity of 3,500 US gallons
- Holding tank with a max capacity of 200 US gallons
- Two (2) macerator/discharge pumps. One (1) is wired and plumbed for backup redundancy
- Stainless steel water tank with a max capacity of 500 US gallons
- Black water tank with a max capacity of 200 US gallons
- 50 gallon new oil tank
- 50 gallon used oil tank
- Lexan sight gauges on fuel tanks
- Inspection and cleaning ports on all tanks

---

## Disclaimer

The Company offers the details of this vessel in good faith but cannot guarantee or warrant the accuracy of this information nor warrant the condition of the vessel. A buyer should instruct his agents, or his surveyors, to investigate such details as the buyer desires validated. Hours listed may vary from actual hours due to recent use. Purchaser is encouraged to verify hours prior to purchase. This vessel is offered subject to prior sale, price change, or withdrawal without notice.

## Exclusions

---

Owner's personal belongings.

## Disclaimer


---



The Company offers the details of this vessel or yacht in good faith but cannot guarantee or warrant the accuracy of this information nor warrant the condition of the vessel. A buyer should instruct his representatives, agents, or his surveyors, to investigate such details as the buyer desires validated. This vessel or yacht is offered subject to prior sale, price change, or withdrawal without notice.









---

# PHOTOS

---



































































# CONTACTS

---

Andrey Shestakov, leading yacht broker of the sales department of Shestakov Yacht Sales Inc. Shestakov Yacht Sales Inc., the official representative of the Miami/Fort Lauderdale FL headquarters.

## Contact details

---

Email: **andrey@shestakovyachtsales.com**

Web: [shestakovyachtsales.com/en/](http://shestakovyachtsales.com/en/)

## Telephones

---

USA: **+1(954)274-4435**

## Office hours

---

Monday – Saturday: **9:00 - 21:00** EDT

Sunday: **closed**

## Address

---



Harbour Towne Marina, 850 NE 3rd St, STE 213, Dania, FL 33004