

54FT 2013 MERIDIAN 541 SEDAN — MERIDIAN



Builder: MERIDIAN

Year Built: 2013

Model: Motor Yacht

Price: PRICE ON APPLICATION

Location: United States

LOA: 54' 0" (16.46m)

Beam: 15' 6" (4.72m)

Min Draft: 4' 9" (1.45m)

Our experienced yacht broker, Andrey Shestakov, will help you choose and buy a yacht that best suits your needs **54ft 2013 Meridian 541 Sedan — MERIDIAN** from **our catalogue**. Presently, at **Shestakov Yacht Sales Inc.**, we have a wide variety of yachts available on **our sale's list**. We also work in close contact with all the big **yacht manufacturers** from all over the world.

If you would like to buy a yacht **54ft 2013 Meridian 541 Sedan — MERIDIAN** or would like help answering any questions concerning purchasing, selling or chartering a yacht, please call **+1(954)274-4435**

TABLE OF CONTENTS

TABLE OF CONTENTS	2
SPECIFICATIONS	4
Overview	4
Basic Information	4
Dimensions	4
Speed, Capacities and Weight	4
Accommodations	4
Hull and Deck Information	4
Engine Information	5
DETAILED INFORMATION	6
Manufacturer Provided Description	6
Bridge	6
Cockpit	7
Salon	8
Galley	8
Master Stateroom	8
Master Head	9
VIP Forward Stateroom- Ensuite Head	9
Guest / Mid Stateroom	10
Companionway	10
Hull and Deck	10
Engine Room	11
Mechanical	11
Electrical	11
Utility Room	11
Exclusions	12
Disclaimer	12
PHOTOS	13

CONTACTS	21
Contact details	21
Telephones	21
Office hours	21
Address	21

SPECIFICATIONS

Overview

PRICE REDUCTION OF \$30,000- SERIOUS SELLER- BRING OFFER!!!This impeccable Meridian 541 is a must see! AP is a 3 stateroom, 2 head professionally maintained vessel. Routine services performed, most recently its annual service on engines, transmissions, pod drives, and generator completed October 2018- all hoses and pumps replaced as well. Brand new soft goods, bottom painted recently. AP has so much to offer and she is in pristine condition!

Basic Information

Category: Motor Yacht

Model Year: 2013

Year Built: 2013

Country: United States

Dimensions

LOA: 54' 0" (16.46m)

Beam: 15' 6" (4.72m)

Min Draft: 4' 9" (1.45m)

Clearance: 24' 0" (7.32m)

Speed, Capacities and Weight

Displacement: 52000 Pounds

Water Capacity: 150 Gallons

Holding Tank: 80 Gallons

Fuel Capacity: 634 Gallons

Accommodations

Total Cabins: 3

Total Heads: 2

Hull and Deck Information

Hull Material: Fiberglass

Engine Information

Engines: 2

Manufacturer: Cummins

Model: QSM 11

Engine Type: Inboard

Fuel Type: Diesel

DETAILED INFORMATION

Manufacturer Provided Description

The 541 Sedan is the first Meridian to come standard with Zeus, one of the most technically advanced propulsion systems in the world. So at nearly 54 feet in length the 541, with its twin independently articulated Zeus pod drives, feels effortlessly maneuverable and intuitive to control. Impeccably designed living spaces and sleeping quarters create a welcoming, relaxed atmosphere onboard. The three-stateroom, two-head layout provides berths for six passengers, while a convertible dinette can accommodate two more. The gracious comforts inside are mirrored in the 541's exterior spaces, as well: The aft cockpit blends seamlessly with the adjacent galley, while the flybridge with optional full-cover hardtop can provide seating, refreshments and entertainment for the whole crew.

Key Features:

- Three-stateroom, two-head configuration
- Twin 600-hp Zeus propulsion standard; first bridge boat to offer optional twin 715-hp QSM-11 propulsion with Zeus
- Granite and solid-surface countertops throughout interior
- Gracious full-beam master stateroom with sitting area
- Master stateroom features private head en suite
- Second head features both day access and private access from forward stateroom
- Optional lower helm with swivel double helm seat and available dual GPS chartplotter layout
- Open main living area with hallmark 360-degree view
- Central gourmet galley features drop-down electro-hydraulic window to connect indoor and outdoor spaces
- Optional bridge hardtop with multiple enclosure options
- Extended hydraulic platform option for dinghy or PWC
- Massive utility room with proprietary battery management center and alternate configuration as crew's quarters
- Extended bridge overhang offers weather-controlled space; adding canvas extends livable, climate-controlled areas

Bridge

- 24V Courtesy lights
- Beverage holders
- Bridge entertainment system (AM/FM/CD/Sirius® Satellite Stereo control through bridge and cockpit remotes, and 4 exterior speakers)

- Bridge stowage
- Canvas, Bimini top
- Cockpit to bridge door
- C-shaped lounge seating - aft w/table and sunpad conversion
- Entertainment center with sink and solid surface countertops
- Fiberglass radar arch
- Fiberglass table
- Adjustable captain's single bucket helm seat (Starboard) and L-shaped bench (Port)
- Helm and seat covers
- Ship's bell
- Single station spotlight
- Venturi windshield, smoke-tinted, stainless steel frame
- Tempered safety glass windshield
- Black mesh windshield cover
- Audio and visual high-water bilge alarm
- Dual engine controls
- Raymarine: VHF radio handset w/external speaker Depth sounder
- Ritchie® flush-mounted compass
- SmartCraft® Instrumentation
- Skyhook system
- Tilt wheel
- Wood-grain dash panel

Cockpit

- 24V Courtesy lighting
- Cockpit Table - Fiberglass
- Entertainment Center with solid surface countertops and bar stools
- Freshwater washdown (fore and aft)
- Hinged engine room access door and access steps
- Hot and cold hand shower
- Icemaker
- Lazarette access hatches through cockpit
- Locking sliding glass door to salon w/curtain and hydraulic cockpit/galley pass through window
- Molded lounge seat with Cup Holders
- Molded stair base w/storage and stainless steel steps to bridge
- Molded steps to deck trail with fender storage
- Overhead storage
- Raw water washdown (fore and aft)
- Self-bailing cockpit
- Shore water connection

- Transom door access to Hydraulic swim platform

Salon

- Brisa distressed® Ultraleather chair, sofa, and love seat with storage under all.
- Carpet
- Central vacuum system
- Digital tank monitoring system
- Four-zone air conditioning with reverse cycle heat -16,000 BTU (1) / 12,000 BTU (1) / 24,000 BTU
- Opening windows (2)
- Roman Shades
- Solid Surface countertops
- Table Lamps
- 10V AM/FM, 6 disc CD/DVD changer and Bose surround sound
- 32" LCD Television w/DVD
- Wine Storage
- Overhead and courtesy lighting

Galley

- 110V GFI
- 24V Overhead Courtesy lights
- Convection/microwave, Stainless Steel
- Convertible Dinette
- Double stainless-steel sink
- Granite and Solid Surface countertops
- Krups® Coffee Maker
- Lazzerette/Utility room access (Opt Crew's Quarter access)
- Recessed cooktop: three-burner electric glass
- Roman Shades
- Slide-out pantry
- Stowage cabinet with carousel and trash receptacle
- Vitrofrigo Stainless Steel Freezer w/Icemaker
- Vitrofrigo Stainless Steel Refrigerator
- Wood flooring

Master Stateroom

- Queen island berth with innerspring pillow-top mattress
- Cedar-lined illuminated hanging closet

- Vanity/ dressing table and seat
- Mirror
- Master stateroom entertainment system (19" LCD TV w/110V AM/FM, CD/DVD and Bose surround sound)
- Roman Shades
- Solid Surface Countertops
- Carpet
- Toshiba 19"
- Opening windows (2)
- Overhead lights
- Courtesy lights

Master Head

- VacuFlush® head system
- Vanity cabinet with stainless-steel sink, granite countertop, and tile backsplash
- Forced air ventilation
- Mirrored medicine cabinet
- Molded enclosed shower stall with cylindrical sliding acrylic door
- Tile flooring
- Overhead and courtesy lighting

VIP Forward Stateroom- Ensuite Head

- 110V grounded outlet
- 24V Overhead Courtesy lights
- 24V Reading lights
- Built-in bureau with 3 drawers
- Carpet: Style Trend Cut Pile
- Cedar-lined illuminated hanging lockers (2)
- Island berth with innerspring pillowtop mattress
- Solid surface countertops

Head

- Forced air ventilation
- Mirrored medicine cabinet
- Molded enclosed shower stall with cylindrical sliding acrylic door
- Tile flooring
- VacuFlush® head system
- Vanity cabinet with stainless-steel sink, granite countertop, and tile backsplash

Guest / Mid Stateroom

- Overhead lighting
- Carpet
- Cedar-lined illuminated hanging closet
- Twin bunks

Companionway

- AC/DC system control panels w/Acrylic door
- Carpet: Style Trend Cut Pile
- Storage Closet- Washer/ dryer
- Wood flooring - Landing

Hull and Deck

- "Shoe box" hull and deck joint bonded
- 12" mooring cleats, stainless-steel (10)
- Anti-fouling bottom paint
- Bonded, tinted windows add a positive window seal that eliminates water penetration
- Color-coded, custom-harnessed wiring
- Diamond non-skid
- Hand-laid fiberglass
- Hatch: deck, translucent opening with screen and shade
- Hull windows
- Marine core construction
- Meets or exceeds all applicable U.S. Coast Guard safety standards
- Modular construction
- NMMA-certified
- Quick® windlass
- Rub rail, rigid vinyl with stainless-steel insert
- Salon windows
- Stainless-steel anchor (55-pound with 200' chain and 150' line)
- Stainless-steel anchor roller assembly and anchor line locker on foredeck
- Sunpad, foredeck with integrated speakers
- Thermal and acoustical hull insulation
- Through-hull fittings, stainless-steel capped
- Vinylester skin coat applied
- Welded stainless-steel deck rails, through-bolted to deck

Engine Room

- Twin Cummins CMDQSM 11715 w/ Zeus drive
- 24V Overhead lighting
- Access ladder
- 20-gal water heater
- Bilge pumps: (3) 2000 GPH, (2) 250 GPH
- Engine oil change system
- Engine room fire suppression system
- Manual fuel tank leveling system
- Overboard discharge with 24V macerator
- Pressurized water system with freshwater tank

Mechanical

- Fuel shutoff solenoids
- High engine temperature and low engine oil pressure audio alarm
- Internal sea strainers
- Racor® fuel filter

Electrical

- 24V light fixtures
- 24V monitoring system
- 24V navigation lights
- Batteries AGM: 6V deep cycle (house) (8), 12V (engine start) (4)
- Battery paralleling system
- Battery switches (5)
- Breaker switches
- Electrical load panels with magnetic circuit breakers for 120/240VAC and 24V DC
- Glendinning cablemaster dockside inlet: 240V/50 amp with remotes and 50' power cords (2)
- Inverter (3.0kW inverter with 60Amp battery charger)
- Sacrificial anode: with electrical bonding system
- TV/telephone hook-up

Utility Room

- Battery Management System
- Onan 21kW Diesel Generator

- Sealed access door to bilge

Exclusions

Owner's personal belongings.




Disclaimer

The Company offers the details of this vessel or yacht in good faith but cannot guarantee or warrant the accuracy of this information nor warrant the condition of the vessel. A buyer should instruct his representatives, agents, or his surveyors, to investigate such details as the buyer desires validated. This vessel or yacht is offered subject to prior sale, price change, or withdrawal without notice.

PHOTOS

















CONTACTS

Andrey Shestakov, leading yacht broker of the sales department of Shestakov Yacht Sales Inc. Shestakov Yacht Sales Inc., the official representative of the Miami/Fort Lauderdale FL headquarters.

Contact details

Email: **andrey@shestakovyachtsales.com**

Web: shestakovyachtsales.com/en/

Telephones

USA: **+1(954)274-4435**

Office hours

Monday – Saturday: **9:00 - 21:00** EDT

Sunday: **closed**

Address



Harbour Towne Marina, 850 NE 3rd St, STE 213, Dania, FL 33004