

JOSEPHINE — SELENE



Builder: SELENE

Year Built: 2007

Model: Motor Yacht

Price: PRICE ON APPLICATION

Location: United States

LOA: 59' 0" (17.98m)

Beam: 17' 10" (5.44m)

Max Draft: 6' 2" (1.88m)

Cruise Speed: 9 Kts. (10 MPH)

Max Speed: 11 Kts. (13 MPH)

Our experienced yacht broker, Andrey Shestakov, will help you choose and buy a yacht that best suits your needs **Josephine — SELENE** from **our catalogue**. Presently, at **Shestakov Yacht Sales Inc.**, we have a wide variety of yachts available on **our sale's list**. We also work in close contact with all the big **yacht manufacturers** from all over the world.

If you would like to buy a yacht **Josephine — SELENE** or would like help answering any questions concerning purchasing, selling or chartering a yacht, please call **+1(954)274-4435**

TABLE OF CONTENTS

TABLE OF CONTENTS	2
SPECIFICATIONS	5
Overview	5
Basic Information	5
Dimensions	5
Speed, Capacities and Weight	5
Accommodations	5
Hull and Deck Information	6
Engine Information	6
DETAILED INFORMATION	7
Major Refit and Updates to "Josephine"	7
Salon	7
Galley	7
VIP Stateroom, Forward	7
Head, Forward	7
Master Stateroom	8
Master Head	8
Guest Stateroom, Port	8
Pilothouse	8
Utility Room, Midship	9
Flybridge	9
Boat Deck	9
Lazarette	9
Aft Deck	10
Swim Step	10
Foredeck	10
Engine Room	10
Electric Room	11

Additional Information	11
Exclusions	12
Exclusions	12
Disclaimer	12
PHOTOS	13
Swim Platform	13
Aft Flybridge Stairway	13
Aft Seating	13
Starboard Walkaround	13
Salon Forward	13
Salon Aft	13
Salon Port	13
Salon Starboard	14
Galley	14
Aft Stairway	14
Steps to Pilothouse	14
Pilothouse	14
Pilothouse	14
Pilothouse Seating	14
Pilothouse Dutch Door	14
Flybridge Stairs	15
Electrical Main Panel	15
Owner's Stateroom	15
Owner's Stateroom	15
Owner's Head	15
VIP Forward	15
Stateroom 3	15
Guest Head	15
Flybridge	16

Flybridge Seating	16
Tender	16
Tender Covered	16
Folding Mast	16
Mast Lowering Control	16
Custom Mast	16
Custom Mast	16
Lazarette	17
Laundry Room	17
Lazarette Aft Entrance	17
Lazarette	17
Watermaker/AC	17
Main Engine	17
Engine Room	18
Engine Room	18
Main Generator	18
Josephine Drawings	18
CONTACTS	19
Contact details	19
Telephones	19
Office hours	19
Address	19

SPECIFICATIONS

Overview

Having sold this very successful Selene 59/60 to the present owners and witnessed their years of ownership and choice of additions, changes, and improvements, I must say that Josephine has become one of the most improved and user-friendly blue water yachts available on the market today! From the added bulbous bow, all the way to the stern, every category that you can imagine has been improved on...not because she was in need of repair, but because her meticulous owners enjoyed the process of refinement and safety at sea for their family.

Basic Information

Category: Motor Yacht

Model Year: 2008

Year Built: 2007

Country: United States

Vessel Top: Hardtop

Dimensions

LOA: 59' 0" (17.98m)

Beam: 17' 10" (5.44m)

Max Draft: 6' 2" (1.88m)

Speed, Capacities and Weight

Cruise Speed: 9 Kts. (10 MPH)

Max Speed: 11 Kts. (13 MPH)

Displacement: 126760 Pounds

Water Capacity: 600 Gallons

Holding Tank: 170 Gallons

Fuel Capacity: 2200 Gallons

Accommodations

Total Cabins: 3

Total Heads: 2

Hull and Deck Information

Hull Material: Fiberglass

Engine Information

Engines: 1

Manufacturer: Cummins

Model: QSM11

Engine Type: Inboard

Fuel Type: Diesel

DETAILED INFORMATION

Major Refit and Updates to "Josephine"

• Complete hull and superstructure repaint • Total Garmin Glass Helm Nav replacement systems • New mast/antenna folding system with electrical lowering and raising control panel • Added bulbous bow • Gost Ship's monitoring and security system • Complete new A/C heating system • New AB RIB with 60 hp Yamaha • New watermaker and vessel water purification system • All floors and interior soft goods redone • New dive compressor and Brownie's "Third Lung" • New, uninstalled FB/Aft Deck enclosures • \$25K complete spares package • (2) Glendinning shore power systems • Halogen lights throughout the boat

Salon

• Teak, Holly & Ebony inlaid hidden-leaf, high/low table (table raises and lowers for comfort) • Leather settee couch plus two leather chairs with footstools • Indirect lighting • Fusion stereo, VD, CD, AM/FM Sirius entertainment system • Samsung 32' TV, Satellite tuner, DVD & HDMI amplifier/splitter • All TV's can receive cable, satellite and broadcast signals selected at each TV • Curved stairs to lower deck • Levolor blinds on windows • Teak and holly floors throughout boat - completely refinished

Galley

• Sub-Zero Refrigerator/freezer • Princess three-burner electric stove with oven • GE Microwave/Convection oven • Broan Trash Compactor • Marble counter tops w/ Grohe fixtures, under mount sink • Complete water purification for entire boat (2019) • Indirect lighting • Complete kitchen inventory including cookware

VIP Stateroom, Forward

• Queen-size bed • 4 Round port holes • Emergency hatch above bed with hidden ladder • 2 Hanging closets, two drawers and lots of storage • Samsung 19-inch LED TV • 2 AGM Batteries for Bow Thruster (in bilge) • Access to Bow Thruster in locker under bed

Head, Forward

• Granite floor and countertop with porcelain sink • Large shower with seating & glass door • TECMA toilet • Door to ensuite head as well as an additional door so the head can be used as a day head

Master Stateroom

• Queen-size walkaround bed • Mirror sconces above headboard • Built In make-up/writing desk with bench • 3 Hanging closets • Lots of storage • Samsung 26-inch TV/VCR behind sliding door • Indirect lighting

Master Head

• Granite floor and countertop with porcelain sink • Large shower with seating & glass door • TECMA toilet

Guest Stateroom, Port

• Upper and Lower bunk • Hanging closet • Built-in desk (electronic equipment) • Printer (wireless) • TV and VCR

Pilothouse

• Custom elevated Settee with Teak, Holly & Ebony inlaid table with stainless steel base
• Custom Watch Berth • Indirect red lighting over table to minimize bright light during night cruising • Pompanette Captain's Chair with stainless steel base & footrest • Complete electronic replacement to Garmin Systems (2017) • Garmin GPS Map 8624 with 24" touch screen • 24" LCD Monitors. Each with dedicated GPS antennas • Garmin GHP20 Reactor autopilot • TracPhone V31P with VSAT broadband service • Garmin GSD25 sonar • AIS- Automatic Identification System (full information send & receive) with dedicated GPS antenna (Garmin AIS 600) • Garmin VHF 300 • Flir 4 MP HD cameras (4 each) • Sirius Satellite Weather (Garmin GXM53) • Wave broadband wifi router • Walkie talkie from swim platform to pilot house • 5 Master Volt Battery Charger monitors • 2 Maxwell AA500C Auto Anchor Windless controls • Key Power Get-Home System controls • Bow and Stern Thruster controls • EC-200 Engine Control • Wesmar CPS Stabilizer Control Unit updated to roll and pitch • Ritchie FB-500 Compass • Engine Room Automatic Fire Control System Controls • High Water Alarm for all six bilge pumps • Domestic Black & Gray Water Tank monitor • Magnum Inverter control • Generator gauges and controls • Hour Meters for all six-bilge pump • Fire Extinguisher • HP Desk Jet 6980 Printer • Side Power Wireless Remote Bow & Stern Thruster control • Yacht Controller Wireless Remote. Controls engine, forward & reverse, bow & stern thruster and windlass control • Windshield wash & wiper control • Rudder Angle Indicator • Exquisite large Electric Breaker Panel with back-lit labels which come on automatically when glass cover door is open • Port and Starboard water-tight "Dutch" doors • Curved stairway up to flybridge and boat deck • Curved stairway down to staterooms • Worldwide power converter

Utility Room, Midship

- Located in separate utility room with folding table, sink, and lots of pantry storage • ASKO Model W6461 Washer • ASKO Model T731 Dryer • Corian countertop • Corian utility sink with Corian cover • Lots of storage cabinets • Access to starboard stabilizer

Flybridge

- Garmin Glass Helm with GPSMAP 8622 and 22" multi-function display • (2) Garmin Phantom 4-ft. open 40-watt radars GMR1224 • Garmin GHS20 multi-function remote handset • Garmin GM120 multi-function display for depth, speed, and wind • Full engine controls • Triton LED 12,000 lumen flood light (2017) • Garmin VHF 300 radio • Garmin sonar display • EC200 Engine Control • ACR RL600 remote control search light • (2) Maxwell AA5500C auto anchor windlass controls • Wesmar Stabilizer remote • Ritchie FB-500 Compass • Bow and Stern Thruster controls • Rudder Angle Indicator • Waterproof Air Horn button • Pompanette Captain's Chair with stainless steel base & footrest • U-Shaped seating for (8) with new Sunbrella cushions and large folding table, with vinyl cover • Covered stainless steel sink and BBQ area • Large built-in Ice Chest • ACR-406 Global Fix EPIRB • Clear plastic panel enclosure that can be rolled up (New 2019) • Optional Hardtop • Optional Mast with two 48" Garmin radar antennas, running lights & F33 Satellite antenna (New 2017). Overly engineered, featuring geared lowering mechanism & toggle control operation. • Garmin customized antennae installation with reinforced stainless-steel hardtop stanchions (New 2017)

Boat Deck

- New AB with 60 hp Yamaha 4-stroke (2019) • Winslow six-person Emergency Life Raft with ACR Global Fix 406 EPIRB (Certified) (2019) • SJRITEX A600-3.2 Stainless Steel Electric/Hydraulic Davit • Stainless Steel rails with Blue Sunbrella Dodger • Fire Extinguisher

Lazarette

- (2) New Glendinning cable master shore power units • FCI 1200 GPD Commercial Water Maker with 5-piston belt driven slow speed pump (2019) • Hydraulic reservoir and pump for stainless steel davit • 2 Work benches • 2 AGM Batteries for Stern Thruster (2016) • Rudder Post and hydraulic cylinders for Steering System • 2 Hydraulic Pumps for the Auto Pilots • Access to Stern Thruster • 4 Compressors for the Cruisair AC & Heating Systems (New 2018) • 2 Raw Water inlets and pumps for the Cruisair compressor • Emergency hatch opening to bench of Aft Deck • Large watertight hatch to swim step • Lots of storage cabinets • The lazarette is all finished in high-gloss varnished Teak with Teak and Holly sole • 6.5 KW Northern Lights Generator

(900 hours) • Sub Zero freezer • New Dive Compressor with two lines (2019) and four dive tanks • Brownies Third Lung dive system (2019) • Stern Anchor Storage • (2) Tool boxes complete with proper tools

Aft Deck

• Curved Settee with Sunbrella fabric cushions & vinyl cover (New 2019) • Teak & Holly inlaid table with stainless steel base • Curved stairway with stainless steel rail to Boat Deck above • Port and starboard gates going down to large Swim Step • Side gates on both port and starboard sides • Hatch under bench for access to Lazarette • Clear plastic paneling enclosure that can be rolled up - New 07/2019 (not installed yet, in storage) • Boat deck chairs

Swim Step

• Concealed stainless-steel swim ladder • 4-Stainless steel removable Staples for safety • Flexiteek Decking on swim step and on steps leading up to aft deck • Large water-tight hatch to the Lazarette and Engine Room • Winch and anchor roller for stern anchoring • Swim step is a very convenient way to get on and off the boat at floating dock height • Lifelines installed between swim platform staples for safety • Video camera that can be viewed on radar plotter

Foredeck

• Maxwell HWC 3500 Windlass with one 110 lb. Bruce Anchor with 300 ft. of 1/2-inch chain and (1) 66 lb. Bruce Anchor with 300 ft. of 3/8 inch chain • FX-37 Fortress Anchor with 300 ft. of 3/4-inch double-braid line and 20 ft. of 3/8-inch chain • (6) 12-inch ball fenders • (2) 30-inch ball fenders • (6) 12" x 34" fenders with custom storage cover • Fresh Water and Salt Water wash downs bow & stern • (2) 50-amp Electric inlets • Cable TV and photo inlets • Built-in settee with Sunbrella cushions and vinyl cover (New 2019) • In locker Ultraviolet filter for loading fresh water

Engine Room

• Cummins QSM-11, 405 HP Main Engine (3,908 hours) with optional 220 Amp Balmar Alternator to charge house batteries with underway and custom stainless-steel exhaust • Twin Disk Transmission and Control Box • Key Power Hydraulic "Get-Home" System • Northern Lights 25KW Generator (1,660 hours) with PTO driving a hydraulic pump for Keypower Get Home system • Stainless Steel 3-inch Propeller Shaft with spur line cutters and 4-blade propeller • (2) 3-inch Raw Water Intakes for main engine • Stainless-Steel full-length rails to mount engine • (2) Incoming blowers and (2) outgoing

blowers • (2) AGM 4D Batteries for engine starting (2016) • (2) AGM Batteries for generator starting (2016) • Wesmar Stabilizer reservoir and controls • Custom built polycarbonate Fuel Sight Gauges • (2) Racor 360 GPH fuel filter/water separators for main engine • (2) Racor 120 GPH fuel filter/water separators for generator • (2) Racor 120 fuel water separators for 6.5 KW generator • Reverso Oil Change System for engine, transmission & generator • ESI Fuel Polishing and Fuel Transfer System • Dual Johnson Fresh Water Pumps • Fireboy FE241 Automatic Fire Extinguisher System • Torrid 1500 Watt 30-gallon Water Heater which is also heated by the engine coolant while underway • Flojet salt water deck washdown pump • Video Camera that can be viewed on the Radar/Plotter Screen • Redundant sea water intake for main engine

Electric Room

• Northern Lights 25KW Generator (1,660 hours) with PTO driving a hydraulic pump for Keypower Get Home system • 6.5 KW Northern Lights Generator (900 hours) • All 24-volt fuses and switching systems and battery isolators • (2) Magnum Model MS4024 Inverter charger • (3) Master Volt MASS 24/100 Battery chargers • (2) Master Volt MASS 24/50 Battery chargers • Access to port stabilizer

Additional Information

• ASEA Isolation Transformer/Power Converter • Input: 170 to 520 volts, 40 to 70 cycle and Output: 120/240 volts, 60 cycle • Stainless Steel tracks with 12 Genoa cars each side of boat for precise placement of fenders • Garmin TracVision TV Satellite System (New) • Dual Air Horns • (4) Cruisair AC/Heat units for salon, pilot house, master stateroom, forward and portside staterooms - (New 2018) • All opening port holes and windows have polished stainless steel framed screens • All windows & port holes have polished stainless-steel frames • All port holes have stainless steel storm covers • House batteries consist of two banks of Vision CL800 2V 800AH AGM Batteries with 12 batteries in each bank producing 1600-amp hours of battery life (2016) • Sunblock mesh covers for windshield & side pilot house windows • Well-placed grab rails throughout the boat for maximum safety • Ditch kit (complete kit with water maker) • Fuel polishing and oil change pump station • Dehumidifier • Hand pump for emergency bilge (port aft under stairway to topside) • Binoculars - one stabilized • Flir night vision - hand held binoculars • Stereo speakers (topside) • Complete set of life jackets - various sizes • Ship's medical kit (outfitted by emergency room MD) • Camera, stern and engine room video • Two new sets of line, 6 each • Forward and aft electric shore power receptacles (240 - 5 - amp) • Handheld Yacht Controller • New canvas around boat deck, dinghy etc. (2019) • Canvas covers for outdoor seating area and all table (2019) • Very complete inventory of spare parts, including injectors, exhaust elbows, sea water pumps, fresh water pumps, bilge pumps, filters etc. (\$25,000 inventory) • (4) Rocket launcher fishing rod holders • (4) poles with reels, fish and ice bag, gaffing hook and lures

Exclusions

- Personal items
- Quilts
- Silver tray

Exclusions


Owner's personal belongings.

Disclaimer


The Company offers the details of this vessel or yacht in good faith but cannot guarantee or warrant the accuracy of this information nor warrant the condition of the vessel. A buyer should instruct his representatives, agents, or his surveyors, to investigate such details as the buyer desires validated. This vessel or yacht is offered subject to prior sale, price change, or withdrawal without notice.

PHOTOS


Swim Platform




Aft Flybridge Stairway




Aft Seating




Starboard Walkaround




Salon Forward



Salon Aft



Salon Port



Salon Starboard



Galley



Aft Stairway



Steps to Pilothouse



Pilothouse



Pilothouse



Pilothouse Seating



Pilothouse Dutch Door



Flybridge Stairs



Electrical Main Panel



Owner's Stateroom



Owner's Stateroom



Owner's Head



VIP Forward



Stateroom 3



Guest Head



Flybridge



Flybridge Seating



Tender



Tender Covered



Folding Mast



Mast Lowering Control



Custom Mast



Custom Mast







Lazarette




Laundry Room




Lazarette Aft Entrance



Lazarette



Watermaker/AC



Main Engine

Engine Room



Engine Room



Main Generator



Josephine Drawings



CONTACTS

Andrey Shestakov, leading yacht broker of the sales department of Shestakov Yacht Sales Inc. Shestakov Yacht Sales Inc., the official representative of the Miami/Fort Lauderdale FL headquarters.

Contact details

Email: **andrey@shestakovyachtsales.com**

Web: shestakovyachtsales.com/en/

Telephones

USA: **+1(954)274-4435**

Office hours

Monday – Saturday: **9:00 - 21:00** EDT

Sunday: **closed**

Address



Harbour Towne Marina, 850 NE 3rd St, STE 213, Dania, FL 33004