

ANDIAMO — MONTE FINO



Builder: MONTE FINO

Year Built: 2001

Model: Motor Yacht

Price: PRICE ON APPLICATION

Location: United States

LOA: 82' 0" (24.99m)

Beam: 20' 0" (6.10m)

Min Draft: 5' 5" (1.65m)

Max Draft: 5' 7" (1.70m)

Cruise Speed: 17 Kts. (20 MPH)

Max Speed: 20 Kts. (23 MPH)

Our experienced yacht broker, Andrey Shestakov, will help you choose and buy a yacht that best suits your needs **ANDIAMO — MONTE FINO** from **our catalogue**. Presently, at **Shestakov Yacht Sales Inc.**, we have a wide variety of yachts available on **our sale's list**. We also work in close contact with all the big **yacht manufacturers** from all over the world.

If you would like to buy a yacht **ANDIAMO — MONTE FINO** or would like help answering any questions concerning purchasing, selling or chartering a yacht, please call **+1(954)274-4435**

TABLE OF CONTENTS

TABLE OF CONTENTS	2
SPECIFICATIONS	7
Basic Information	7
Dimensions	7
Speed, Capacities and Weight	7
Accommodations	7
Hull and Deck Information	8
Engine Information	8
DETAILED INFORMATION	9
Vessel Walkthrough	9
Salon	9
Dining Area	10
Galley	11
Accommodation Companionway	11
Master Cabin	11
His Head	12
Her Head	12
Double Berth Guest Cabin	13
Guest Head	13
Twin Berth Cabin	13
VIP Cabin	14
VIP Head	14
Skylounge Companionway	14
Skylounge	14
Skylounge Helm Equipment	15
Boat Deck	15
Foredeck	16
Forward Crew	16

Aft Deck	17
Tender	17
Aft Crew Area	17
Engine Room	18
Electrical	18
Flybridge Electrical Panel	19
Main Electrical Panel	19
2018/2019 Improvements	19
March 2020 Yard Visit	20
Remarks	20
Exclusions	20
Disclaimer	20
Exclusions	20
Disclaimer	20
PHOTOS	22
Salon Looking Forward	22
Salon to Starboard	22
Salon Bar	22
Salon Bar	22
Salon to Port	22
Salon Looking Aft	22
Dining Area Looking to Starboard	22
Dining Area Looking to Port	22
Dining Area Looking Aft	23
Dining Area Looking Aft	23
Dining Area Forward	23
Dining Area Detail	23
Dining Area Detail	23
Access to Day Head	23

Day Head	23
Galley Looking Forward	23
Galley Portside Access Door	24
Galley Looking Starboard	24
Galley Portside	24
Galley Starboard Side	24
Galley Entrance	24
Master Looking Aft	24
Master to Port	24
Master Detail	24
Master to Starboard	25
His Head	25
His Head Shower	25
Her Head	25
Her Head Tub	25
Port Guest Cabin	25
Port Guest Head	25
Starboard Guest Cabin	25
VIP Looking Forward	26
VIP Looking Starboard	26
VIP Looking Port	26
VIP Head	26
Skyounge Seating	26
Skyounge	26
Skyounge Bar	26
Skyounge Looking Forward	26
Helm	27
Helm	27
Helm	27

Boat Deck	27
Boat Deck Dining	27
Boat Deck Dining	27
Tender	27
Tender	27
Crane	28
Bow Area	28
Bow Sun Pad	28
Anchor Detail	28
Bow Access Crew Head	28
Side Deck	28
Aft Deck	28
Aft Deck Stairs to Boat Deck	28
Aft Deck Table	29
Aft Deck TV	29
Aft Crew Area	29
Captain's Cabin	29
Captain's Head	29
Engine Room Looking Forward	29
Starboard Engine	29
Engine Room Looking Forward	29
Port Engine	30
Starboard Engine	30
Engine Room Forward to Starboard	30
Engine Room Forward to Port	30
Engine Room Aft to Starboard	30
Alternate Profile	30
Alternate Profile	30
Alternate Profile	30

Alternate Profile	31
Alternate Profile	31
Alternate Profile	31
Alternate Profile	31
Alternate Profile	31
Alternate Profile	31
Evening	31
2019 Bottom Strip	31
Bahamas	32
Bahamas	32
March 2020 Yard Visit	32
March 2020 Yard Visit	32
March 2020 Yard Visit	32
Layout	32
CONTACTS	33
Contact details	33
Telephones	33
Office hours	33
Address	33

SPECIFICATIONS

Basic Information

Category: Motor Yacht

Model Year: 2001

Year Built: 2001

Country: United States

Vessel Top: Enclosed Pilothouse

Dimensions

LOA: 82' 0" (24.99m)

Beam: 20' 0" (6.10m)

Min Draft: 5' 5" (1.65m)

Max Draft: 5' 7" (1.70m)

Speed, Capacities and Weight

Cruise Speed: 17 Kts. (20 MPH)

Max Speed: 20 Kts. (23 MPH)

Water Capacity: 600 Gallons

Holding Tank: 100 Gallons

Fuel Capacity: 2000 Gallons

Accommodations

Total Cabins: 4

Total Berths: 6

Sleeps: 8

Total Heads: 5

Captain Cabin: True

Crew Cabin: 2

Crew Berths: 3

Crew Sleeps: 3

Crew Heads: 2

Hull and Deck Information

Hull Material: Fiberglass

Deck Material: Teak

Hull Configuration: Semi Vee

Hull Finish: Aluminum

Hull Designer: Monte Fino

Exterior Designer: Monte Fino

Interior Designer: Monte Fino

Engine Information

Engines: 2

Manufacturer: Caterpillar

Model: 3412

Engine Type: Inboard

Fuel Type: Diesel

DETAILED INFORMATION

Vessel Walkthrough

Boarding ANDIAMO from a floating dock is via the swim platform and up curved stairs to the Aft Deck. From a fixed dock one can enter via the Tide Ride ladder via any one of four hinged boarding gates in the side bulwarks.

The Aft Deck is both spacious and covered by a full boat deck hardtop. There is both bench type and loose seating around the Aft Deck table. Comfortable stairs lead to the Boat Deck.

The curved stainless steel trimmed sliding glass door open to an expansive full beam Salon with a walk behind bar and TV immediately to starboard.

To port are steps to the Captain's Cabin and Engine Room. Forward is an L shaped settee with two new easy chairs and a round coffee table.

Further forward is an eight place dining table with a desk and Day Head to port and abundant storage to starboard.

Steps to port lead to the Skylounge and furthest forward to the Galley. The Galley is full beam and surprisingly large for an 82' yacht. Port and starboard access doors lead to the Foredeck.

From the Salon forward starboard side are curved steps leading to the Accommodation Deck.

All the way forward is an en suite VIP Cabin. All the way aft is a king size Master Stateroom with His and Her Heads with a separate tub and shower between.

Midship to port is a double berth cabin and shared head. To starboard is an upper/lower cabin.

Forward is a deck access Crew Cabin with head for two, aft is a Captain's Cabin with a private head and shower and a washer dryer.

The Skylounge is also full beam making for a very comfortable feeling. Behind the large almost full beam helm is a curved settee to port and built in bar cabinets to starboard. Custom added is an FRP shade extension and curved seating on the Boat Deck.

Furthest aft is the tender crane and room for a 13' tender or Jet Ski.

Salon

The Salon is entered via a curved stainless steel sliding door slightly to starboard. Immediately upon entering is a curved walk behind bar with three pedestal barstools in front with a 48" brand new Samsung TV above the bar.

Behind the two level bar is a U Line icemaker behind a cabinet door, five additional cabinets with two fitted for glassware plus four drawers for barware.

The two level bar has a Absolute Black granite countertop and an undermount sink. The sole is matching granite behind the bar. A mirrored soffit with three lights that mimick the bar shape is above.

To port aft are steps to the Crew and Engine Room area. Going forward are two new occasional chairs flanking a four person L shaped sofa. A round coffee table with inset black granite lies in front.

Next forward of the sofa is a custom desk with a storage cabinet beside and a table lamp above.

To starboard are two cabinets with a Kenmore drink refrigerator and the Salon's entertainment electronics which include a Denon AV receiver, a Sony CD/DVD changer and a Direct TV HD receiver. Further forward is a cabinet for the Bose subwoofer and a storage cabinet.

The countertop of this area is burlwood. Large side windows with Duette shades are port and starboard.

Also in the Salon is a Bose 5 channel speaker system, fifteen overhead LED lights, new Salon carpet and digital AC controls.

Dining Area

Running fore and aft is an eight person wood dining table with a glass top and eight newly upholstered chairs. Above is a free form mirrored ceiling detail with five LED lights. Outboard to starboard are four storage cabinets with a burlwood top. Rather than the cabinets being in a straight line they are arranged in a deep curve adding interest to the area.

Forward to starboard are steps to the cabins below and on centerline a four mirrored door stemware and silverware cabinet with a black granite top and sides. Above are two half columns with a mirror between.

To port of the dining table is a matching three door stemware cabinet with black granite top and black lacquer doors set upon a raised pedestal flanked with two full columns and a burlwood bulkhead behind.

Behind this cabinet entered from the aft end is the Day Head with a black Head Hunter full size toilet, a black granite sole and a teak vanity with two storage cabinets below and a glass vessel sink with bulkhead faucet set upon a black granite countertop. A large side window with shades and a large mirror make the area seem larger than it is.

Galley

The Galley is two half steps up and forward on the portside. Being full beam it offers lots of amenities. Shaped with two distinct work areas, the starboard has two barstools facing inboard.

The countertops are absolute black granite. The Galley has the following features:

Stainless steel Sub Zero (34") built in refrigerator & a (34") built in freezer w/new compressors 2018 GE Monogram 4 burner ceran top cooktop GE Monogram 29" convection oven GE Profile microwave/convection oven w/2 speed exhaust fan over cooktop GE Monogram stainless steel trash compactor GE Monogram stainless steel dishwasher (new 2017) GE garbage disposal Blanco double stainless steel sink Blanco faucet w/removable spray handle (16) Cherry cabinet doors (12) Cherry front drawers Port & starboard Pantograph side deck entry doors w/Phantom sliding screens Varnished teak planked sole Granite countertops Insta hot water at Galley sink 2 Door off white lacquered cabinet for dishes to port at entrance Large Tambour storage cabinet w/pullout shelf Teak sole Built in spice rack (13) LED lights (3) Cabinets over refrigeration units Sharp 20" TV

Accommodation Companionway

From the forward starboard corner of the Salon, eight curved steps with step lights and an inset handrail, lead below.

At the base of the steps one can go aft to the full beam Master or up one step going forward to the Guest Head to port followed by a cabin with a double berth and direct access to the Head.

Across the Companionway is a cabin with twin upper/lower berths and a very large locker designed to be used as overflow for the Master Cabin locker space.

All the way forward is the queen size VIP Cabin and a private head.

Master Cabin

Entered from the forward end the Master has a king size berth off the aft bulkhead with

four drawers in the base of the berth. The headboard is upholstered and set upon an expansive burlwood book matched inset area with a burlwood soffit above. Each nightstand has a cabinet below and a table lamp above.

Outboard to starboard is a cedar lined locker under the main stars followed aft by a bank of four drawers. Next aft is a newly upholstered two person settee with mirrors and sliding Soji screens above. The Soji screens cover two opening stainless steel portholes. Next aft is the entrance to the "His" Head.

To port are two double door lockers with four drawers within followed aft by a vanity with three mirrored cabinet doors, a burlwood top and an upholstered bench. Above are matching Soji screens and dual opening stainless steel portholes with the entrance to the "Her" Head furthest aft.

On the forward bulkhead of the cabin is a large two door cedar lined hanging locker to port and a 31" LG LED TV and a Panasonic DVD player both concealed behind a Tambour door as desired. A curved front double door storage cabinet is below.

Also in the Master Suite are digital AC controls, a wood planked sole, nine overhead LED lights, a JVC AM/FM/CD stereo and two stereo speakers.

His Head

On the starboard side of the Master is the private head with a stall shower. The teak vanity has two curved doors and four drawers below with a marble counter and undermount Kohler sink above. The toilet is a full size Head Hunter model. Above the toilet is an opening stainless steel porthole behind a Soji screen. The large stall shower has a clear glass hinged door and a matching side light. The walls and sole are marble to match the counter. The top half of the shower has an etched clear glass panel that forms a common bulkhead with the "Her" Head.

Also in this "His" Head is a wood planked sole, six overhead LED lights, two linen locker cabinets and an exhaust fan.

Her Head

The "Her" Head is accessed via the portside of the Master. The teak vanity has two cabinet doors and four drawers below with a marble countertop and an undermount Kohler sink. The toilet is a full size Head Hunter model with an opening stainless steel porthole above behind a Soji screen.

A deep Jacuzzi tub is inboard with mirrored panels aft and the shared etched glass bulkhead inboard.

Also in this head are two sconce lights, five overhead LED lights, a wood sole and an exhaust fan.

Double Berth Guest Cabin

To port, entered via the aft end is a double berth cabin with a double bed against the outboard bulkhead.

Above the berth are six teak storage cabinets with a shelf and a Soji screen with an opening stainless steel porthole above.

Inboard is a nightstand with three drawers below and a table lamp above.

An upholstered headboard has smoked mirrored panels and a burlwood soffit above.

At the foot of the berth is a double door auto lit cedar lined hanging locker and the entrance to the Guest Head. Also in the cabin are six LED overhead lights, two stereo speakers, a JVC FM/FM/CD stereo and a 26" Vizio LED TV. The sole is teak planked.

Guest Head

The Guest Head is aft of the portside double cabin. There is a door from the double cabin plus from the Companionway allowing the head to serve the two smaller cabins.

The vanity has two teak doors below a marble countertop with a Kohler undermount sink above.

Two mirrored medicine cabinets are above the sink.

The stall shower has a glass bifold door with a handheld or wall mounted fixture, a light and an exhaust fan.

The toilet is a full size Head Hunter model. The sole is planked teak. Overhead are three LED lights.

Twin Berth Cabin

Next forward to starboard is a twin berth cabin in an upper/lower fashion where the top berth can fold up to the bulkhead pullman style. Forward is a very large hanging locker. Between is a half height locker and a tambour door storage locker.

Also in this cabin is an opening porthole behind Soji screens, three overhead LED lights, a teak sole and two drawers below the lower berth.

VIP Cabin

Entered via an arched teak door the VIP Cabin is surprisingly large. A queen size berth on centerline has an attractive burlwood base with two drawers port and two drawers starboard. Built in nightstands have one cabinet door each. An attractive dimmable light fixture sits upon the nightstand.

A curved padded headboard is affixed to a four panel smoked mirror at the head of the bed.

Above the berth is a sliding shade and screen.

To both port and starboard are top loading storage cabinets with Soji screens above hiding opening stainless steel portholes.

The portside cabinets terminate into an auto lit cedar hanging locker. The starboard side has the en suite head door.

Also in the cabin is a 30" Samsung TV, digital AC controls, nine overhead LED lights, a JVC AM/FM/CD stereo, two stereo speakers and door hatches in the sole.

VIP Head

Accessed only from the VIP is the private VIP Head. The vanity has two curved doors below a marble countertop with an undermount sink. Above the sink are four mirrored medicine cabinet doors with additional mirrors above.

The toilet is a full size Head Hunter model.

The stall shower has a clear glass door and side light, a handheld or wall mountable shower fixture, a light and an exhaust fan.

Also in the head is a teak planked sole, three LED overhead lights and additional mirrored panels.

Skylounge Companionway

Back on the Main Deck, located just forward of the Day Head and aft of the Galley on the portside of the main deck are eight curved steps leading to the Skylounge.

The burlwood steps have carpeted treads and step lights.

Skylounge

The Skylounge being full beam is surprisingly large. Aft of the helm to port is a desk area with two file drawers and five storage drawers. A cabinet outboard allows for additional storage. Next aft is a four to five person Ultra Leather settee facing forward. A two level glass and chrome coffee table lies in front on a round sculptured carpet.

To starboard starting forward is the yacht's Flybridge electrical panel with a large hinged storage area above.

Next aft is the entertainment cabinet with a 24 bottle Whynter glass front wine cooler, a stereo locker with a new a Sony AV receiver, a Samsung Blue Ray player and an HD Direct TV receiver.

Next aft is a U Line drink refrigerator behind a teak door, followed by a U Line icemaker behind a teak door. Furthest aft is an undermount stainless steel sink.

Above is a 60" LG LED TV. Aft is a curved stainless steel door to the Boat Deck.

The sole is teak planking. Overhead are two opening hatches with sliding shades and screens.

Both port and starboard are opening windows with screens that come in handy for docking. The rest of the side and aft windows have Duette shades.

Also in the Skylounge area is a five channel Bose stereo speaker system, 13 LED overhead lights, four red night Navigation lights and digital AC controls.

Skylounge Helm Equipment

(2) Stidd Ultra Leather helm chairs w/footrests (3) Windshield washers/wipers (2) Standard Horizon Spectrum DSC VHF's Furuno 96 mile radar w/15" display (2) Furuno GP-36 GPS navigators Garmin GPS Map 5212 plotter, touchscreen Simrad AP20 autopilot Simrad AP21 handheld remote autopilot Simrad IS 15 speed depth display Ritchie 6" Powerdamp magnetic compass Simrad IS 15 wind instrument Furuno 6.5' open array radar antenna Furuno 20 Target ARPA plotter kit Furuno 600W color LCD sounder VDO rudder angle indicator CAT digital/analog engine gauges Panasonic camera control Kahlenberg M 511 whistle/horn control Heart tank tender for all (6) tanks (2) water, (4) fuel Sea Recovery watermaker start/stop panel Sanshin HR 1012 remote spotlight control Maxwell windlass controls (2) Generator start/stop controls Wiper controls Key start/stop switches for main engine ABT bow thruster control Joystick stern thruster control

Boat Deck

Of special note is this custom dining/seating area with twin curved seating benches to seat up to 10 persons under a hardtop extension. Nonskid fiberglass decking Custom FRP overhang with (2) s/s support pole (2) FRP molded curved benches w/removable cushions, storage below & cover (cushions/cover new 2017) Varnished twin pedestal wood table w/cover (table stripped & sprayed 2018) Sliding stainless steel trimmed two panel Skylounge entry door (2) Overhead speakers (6) Overhead lights (3) Teak folding dining chairs w/matching Sunbrella cushions FRP cabinet w/LPG grill & (2) storage cabinets below Freshwater wash down outlet (9) Stainless steel hoop rails Chocks for Jet Ski/tender 1500 Lb. Nautical Structures davit Sliding glass hatch over stairs from Aft Deck EPIRB

Foredeck

FRP decks w/nonskid 9/18 Raised FRP bulwarks Welded stainless steel bow rail above bulwark Twin bow cleats w/stainless steel fairleads Stainless steel anchor chute thru bulwarks 24V Maxwell 3500 vertical windlass w/chain, gypsy & a capstan Up & down foot switches for windlass 100 KG stainless steel plow anchor w/ 1/2" chain (2) Hinged anchor locker access hatches Freshwater wash down at anchor locker Stainless steel anchor strike plate at bow Foredeck scuppers (2) Stainless steel/acrylic deck hatches on trunk cabin (2) FRP molded storage hatches on trunk cabin as deck boxes International Navigation lights Safety handrail for crew access to Skylounge windshield Side deck catwalks w/overhead safety rail (2) FRP Pantograph foredeck doors into Galley Hinged bulwark boarding gates at entry doors Air horn Foredeck courtesy lights (5) Port & (5) starboard side deck overhead lights on side deck Recessed bow cushion area with tilt up backs, removable cushions & cover

Forward Crew

Accessed via a deck access hatch is the Forward Crew Cabin for two. There is a step ladder to access the cabin on the forward end.

Two bunks in over/under fashion are to port. Each has a reading light. There is storage below the lower bunk. A cedar lined locker is forward.

The private head has a compact electric toilet, a molded sink in the vanity top, storage in the vanity below, an opening stainless steel porthole and a two door mirrored medicine cabinet.

The sink faucet serves as a handheld shower. The sole is a teak grate for drainage.

The area is finished to the quality of the rest of the boat and as is rarely the case it is in very serviceable condition and used by the current owner for extra crew as needed.

Aft Deck

Teak over FRP decks Full Boat Deck overhang to protect seating area Built in deck seating for 4 – 5 persons w/cushions & cover (new 2017) (5) Teak chairs with matching cushions (cushions new 2017) FRP Aft Deck table on twin pedestals (13) Overhead lights (2) Overhead stereo speakers Port & starboard hinged boarding gates Stainless steel handrails above FRP raised bulwarks (2) Stainless steel Boat Deck support poles (2) Aft facing quartz lights from Boat Deck Starboard side cabinet on Aft Deck Portside (9) teak tread steps to Boat Deck Stainless steel handrails at Flybridge stairs (2) 24V Maxwell 2200 capstans on Aft Deck Triple pane stainless steel frame sliding entry door to Salon Freshwater wash down spigot Port & starboard curved 4 step stairways from Aft Deck to integral swim platform with step lights Hinged stainless steel gates at Aft Deck stairs Teak treads on steps & swim platform sole 5 Step vertical boarding ladder (4) Stainless steel removable hoop rails Pantograph Crew/Engine Room door centerline Removable swim ladder on platform Electric hookup locker on swim platform Shower locker on swim platform Aft Deck sun curtain Custom locker for Marquipt sea stairs portside 6 Step Marquipt sea stairs w/dedicated storage cabinet Samsung 30" LCD TV on Sicsor mount

Tender

2006 11' 3" Aquascan Sprinter F12 RIB tender, beam 5' 11", dry weight 800 lbs. Yamaha 115 HP 4 stroke engine w/64 total hours, replaced Feb 2020 at Aquascan White tubes w/rub rails JVC stereo (2) Stereo speakers Battery switch w/12 volt battery Ultralex throttle & bucket controls Bow seat Mid seat for two Aft seat w/backrest for two Nav lights Bilge blower Built in ski tow hook Cover Adjustable tender chocks Spectrum braid lifting harness Marquipt 1500 lb. electric davit w/new hydraulic lines & new cable 8/19 Jet Ski excluded

Aft Crew Area

From the aft port corner of the Salon eight curved steps lead below.

At the bottom of the steps is a large walk in storage locker perfect for stocking up for long voyages. Next inboard is a Whirlpool front loading washer (new 2017) and a front loading dryer.

Open shelves and cabinets allow for storage of both mechanical and household goods.

The Engine Room is forward through a doggable door. The Captain's Cabin is aft.

Aft to starboard is a queen berth Captain's Cabin with two drawers under, a two drawer nightstand, an opening porthole behind a sliding Soji screen, eight cabinet doors and a wood sole.

Across the Companionway is a large head with two cabinet doors below the bow front vanity, a marble countertop and undermount sink, a large stall shower with bench and bifold door and a Head Hunter toilet.

Between the head and in cabin is a Companionway leading to three steps up to a Pantograph door to the swim platform.

The Crew Area is finished identically to the rest of the boat and must be considered as very accommodating for the Captain/couple by making the second Crew Cabin forward.

Engine Room

T/3412 CAT diesels 1400 HP, 3245 hours port, 3236 starboard ZF Clear Command electronic clutch throttle controls Newer rubber dampened adjustable motor mounts (4) 24 Volt Engine Room blowers 12 Volt Groco oil change system Fill Rite 24V 20 GPM fuel transfer pump CAT analog Engine Room gauges ZF transmissions BW195 series 3" Stainless steel prop shafts PSS dripless shaft seals (4) Aluminum fuel tanks Dual Racor 1000 fuel/water separators w/vacuum gauges Fuel tank site gauges (2) Aluminum freshwater tanks 120V House water pump w/2 gallon accumulator tank (2) Torrid 30 gallon water heater Sea Recovery Aqua Whisper 1200 GPD watermaker UV Light sterilization system USCG approved Type II, Mana Germ MSD system 24 Volt overboard waste pump Hynautic hydraulic assist steering system (2) Racor 500 fuel filters for generator Dripless rudder packing glands Emergency tiller system 5 Blade bronze props ABT Trac 12" 38 HP bow thruster driven from port main engine PTO 24 Volt Nobel 20 HP stern thruster Engine Room AC fluorescent lighting Engine Room DC incandescent lighting Aqua air chilled water AC system w/(2) 5 ton chillers & (9) air handlers (2) Lenze soft starts for chillers (new 2019) Freshwater spigot in Engine Room Stainless steel sink in Engine Room Sound & heat insulation in Engine Room FM 200 Seafire Marine fire suppression system w/auto engine shutdown Workbench, vice & sink in Engine Room Tank Tender system for fuel & water tank levels Delta Marine ozone generator plumbed to black water tank, freshwater tanks & bilge area (2) Coolant recovery bottles for main engines (2) Coolant recovery bottles for generators Shaft brushes on prop shafts Trac hydraulic stabilizers w/winglets for increased efficiency (5) Bilge pumps Walker air sep crankcase ventilation system Household air compressor for horns & filling fenders Exhaust gas water separation for generators Sea Recovery oily water separator for watermaker Sea Recovery commercial pre filter for watermaker Overhead fishing rod storage (5) Drawer toolbox

Electrical

12/24V DC system 120/240V AC system 60 HZ (2) 50 Amp 240 volt cord inlets starboard house side (2) 50 Amp 240 volt Glendinning cord reels aft to starboard on

swim platform (2) Failsafe + galvanic isolators Northern Lights 30 KW generator in sound box 4740 hours, new 2012 Northern Lights 20 KW generator in sound box 3275 hours, rebuilt 10/2018 Trace 4000 inverter/charger 120 amp charge circuit Electrical bonding system w/(2) transom zincs (10) 8D Batteries new 2019 (2) 4D Batteries new 2019 (4) Rotary battery switches Dolphin 24 volt 80 amp battery charger Newmar 24 volt to 12 volt converter Dolphin 24V 80 amp charger (4) Rotary selector switches for power source (7) Battery shutoff switches Battery parallel switch (7) Analog battery voltage meters Engine Room AC 220 volt panel 1 w/analog volt & amp meter & (8) breaker protected circuits Engine Room DC 24 volt panel 1 w/analog volt & amp meter & (12) breaker protected circuits (2) Engine Room AC 110 volt panels w/analog volt & amp meter plus (8) breaker protected circuits

Flybridge Electrical Panel

Schematic of vessel with bilge pump & Nav light DC 24V panel 3 with (18) breaker protected circuits & digital volt & amp meters DC 12V panel with (12) breaker protected circuits & digital volt & amp meters (8) 24V bilge pump breakers with run indicator lights

Main Electrical Panel

220 Volt panel #2 w/a digital amp meter, a digital voltmeter & (12) 220 volt breaker protected circuits 110 Volt panel 1A w/a digital amp meter, a digital voltmeter & (6) breaker protected circuits 110 Volt panel 1B w/a digital amp meter, a digital voltmeter & (6) breaker protected circuits Inverter panel w/digital amp meter, a digital voltmeter & (24) breaker protected 110 volt circuits DC 24 volt panel 2 digital amp meter, a digital voltmeter & (12) breaker protected 24 volt circuits Head Hunter tank sentry system (2) 24Volt battery shutoffs for sub panels in Skylounge & lower deck

2018/2019 Improvements

Inframe overhaul of Northern Lights 20 KW gen \$10,000.00 Major cooling service of Northern Lights 30 KW generator, water pump, heat exchanger, hoses, etc. Remove teak decks from foredeck & side deck fare replace w/nonskid \$14,000.00 Fare & paint lower deck window frames \$14,000.00 Bottom sand blast, Pettit Unepoxy, fare sand prime, 3 coats of paint, service strainers \$57,000.00 New Panasonic engine room camera Chillers descaled Davit cable & hydraulic lines replaced Fuel transfer pump replaced All new batteries Peplink/Pep Wave wifi system installed (2) 10 HP frequency drives for AC compressors New salon TV New salon stereo New 3D TV in Skylounge Hydraulic pump replaced for windlass & stabilizers All windows caulked/resealed New depth sounders Props turned & balanced New bedspreads & soft goods throughout New spur/line cutters Waste pump rebuilt After survey updates of hoses, clamps, etc.

throughout Interior carpet (new 2017)

March 2020 Yard Visit

Bottom paint Shafts dialed Props reconditioned, etc. \$20,000 Entire boat wet sanded, polished & waxed \$16,000

Remarks

You won't find a higher volume 82' yacht anywhere! Her full beam Main deck and full beam Skylounge are huge.

Four cabins in owner's party plus two Crew Cabins. Aft Captain's Suite is huge!

Countless updates in late 2018 and 2019. Owner wishes to move up in size.

OWNER WILL ACCEPT A PARTIAL PAYMENT OF A SMALLER YACHT.

Exclusions

While every effort was made to list all pertinent included equipment aboard ANDIAMO, there are some personal belongings aboard. Prospective purchasers should assume any item not specifically mentioned herein will not convey at closing.

Disclaimer

Specifications are provided for informational purposes only. Data was obtained from sources believed reliable but is not guaranteed by owner or brokers. Buyer assumes responsibility to verify all speeds, capacities, consumption's and other measurements contained herein and otherwise provided and agrees to instruct his agents to confirm such details prior to purchase. Vessel is subject to prior sale, price and inventory changes and withdrawal from market without notice.

Exclusions

Owner's personal belongings.

Disclaimer

The Company offers the details of this vessel or yacht in good faith but cannot guarantee or warrant the accuracy of this information nor warrant the condition of the vessel. A buyer should instruct his representatives, agents, or his surveyors, to investigate such details as the buyer desires validated. This vessel or yacht is offered subject to prior sale, price change, or withdrawal without notice.

PHOTOS

Salon Looking Forward



Salon to Starboard



Salon Bar



Salon Bar




Salon to Port



Salon Looking Aft



Dining Area Looking to Starboard



Dining Area Looking to Port



Dining Area Looking Aft



Dining Area Looking Aft



Dining Area Forward



Dining Area Detail



Dining Area Detail



Access to Day Head



Day Head



Galley Looking Forward



Galley Portside Access Door



Galley Looking Starboard



Galley Portside



Galley Starboard Side



Galley Entrance



Master Looking Aft



Master to Port



Master Detail



Master to Starboard



His Head




His Head Shower



Her Head



Her Head Tub



Port Guest Cabin



Port Guest Head



Starboard Guest Cabin




VIP Looking Forward




VIP Looking Starboard




VIP Looking Port




VIP Head




Skylounge Seating



Skylounge



Skylounge Bar



Skylounge Looking Forward



Helm



Helm



Helm



Boat Deck



Boat Deck Dining



Boat Deck Dining




Tender



Tender




Crane



Bow Area




Bow Sun Pad



Anchor Detail




Bow Access Crew Head



Side Deck



Aft Deck



Aft Deck Stairs to Boat Deck




Aft Deck Table



Aft Deck TV




Aft Crew Area



Captain's Cabin



Captain's Head




Engine Room Looking Forward



Starboard Engine



Engine Room Looking Forward




Port Engine



Starboard Engine




Engine Room Forward to Starboard



Engine Room Forward to Port




Engine Room Aft to Starboard



Alternate Profile



Alternate Profile




Alternate Profile



Alternate Profile



Alternate Profile




Alternate Profile




Alternate Profile



Alternate Profile



Alternate Profile



Evening



2019 Bottom Strip




Bahamas




Bahamas




March 2020 Yard Visit



March 2020 Yard Visit



March 2020 Yard Visit



Layout



CONTACTS

Andrey Shestakov, leading yacht broker of the sales department of Shestakov Yacht Sales Inc. Shestakov Yacht Sales Inc., the official representative of the Miami/Fort Lauderdale FL headquarters.

Contact details

Email: **andrey@shestakovyachtsales.com**

Web: shestakovyachtsales.com/en/

Telephones

USA: **+1(954)274-4435**

Office hours

Monday – Saturday: **9:00 - 21:00** EDT

Sunday: **closed**

Address



Harbour Towne Marina, 850 NE 3rd St, STE 213, Dania, FL 33004