

## ELENA MAE — OFFSHORE



**Builder:** OFFSHORE

**Year Built:** 1998

**Model:** SHELBY

**Price:** PRICE ON APPLICATION

**Location:** United States

**LOA:** 62' 0" (18.90m)

**Beam:** 16' 10" (5.13m)

**Max Draft:** 5' 0" (1.52m)

**Cruise Speed:** 15 Kts. (17 MPH)

**Max Speed:** 20 Kts. (23 MPH)

Our experienced yacht broker, Andrey Shestakov, will help you choose and buy a yacht that best suits your needs **Elena Mae — OFFSHORE** from our catalogue. Presently, at Shestakov Yacht Sales Inc., we have a wide variety of yachts available on our sale's list. We also work in close contact with all the big yacht manufacturers from all over the world.

If you would like to buy a yacht **Elena Mae — OFFSHORE** or would like help answering any questions concerning purchasing, selling or chartering a yacht, please call **+1(954)274-4435**

# TABLE OF CONTENTS

TABLE OF CONTENTS	2
SPECIFICATIONS	4
Overview	4
Basic Information	4
Dimensions	4
Speed, Capacities and Weight	4
Accommodations	5
Hull and Deck Information	5
Engine Information	5
DETAILED INFORMATION	6
Accommodations	6
Main Salon	6
Galley	6
Pilothouse	6
Master Stateroom	7
Master Head	7
VIP Stateroom	7
Forward Head	8
Guest Stateroom #2	8
Flybridge / Upper Helm	8
Deck Equipment	8
Cockpit	8
Engine / Mechanical	9
Electrical	9
Additional	9
Exclusions	10
Exclusions	10
Disclaimer	10

PHOTOS	11
CONTACTS	16
Contact details	16
Telephones	16
Office hours	16
Address	16

# SPECIFICATIONS

## Overview

The Offshore 62 the perfect yacht for a couple or a small family to do some extensive cruising. The 3 stateroom 2 head layout has a mid ship master with en-suite head and a separate stairwell which provides privacy to the owners. The salon and Pilothouse provides the ability to sleep four additional guests if necessary. The boat was designed by William Crealock and features a deep forefoot at entry and gradual lessening of dead rise going aft. This hull form provides a very smooth ride and the low center of gravity provides great stability. Elena Mae is priced very aggressively and will provide a great cruising platform for a couple or family.

## Basic Information

Category: SHELBY	Sub Category: Pilothouse
Model Year: 1999	Year Built: 1998
Country: United States	Registration #: 1079728
Vessel Top: Bimini Top	

## Dimensions

LOA: 62' 0" (18.90m)	Beam: 16' 10" (5.13m)
Max Draft: 5' 0" (1.52m)	Clearance: 17' 6" (5.33m)

## Speed, Capacities and Weight

Cruise Speed: 15 Kts. (17 MPH)	Max Speed: 20 Kts. (23 MPH)
Displacement: 65500 Pounds	Water Capacity: 400 Gallons
Holding Tank: 85 Gallons	Fuel Capacity: 1000 Gallons

## Accommodations

Total Cabins: 3

Total Heads: 2

## Hull and Deck Information

Hull Material: Fiberglass

Hull Finish: Aluminum

## Engine Information

Engines: 2

Manufacturer: Caterpillar

Model: 3406E

Engine Type: Inboard

Fuel Type: Diesel

# DETAILED INFORMATION

## Accommodations

"Elena Mae" features a large cockpit with easy access to the swim platform and a ladder to the aft flybridge deck. Forward through a sliding door is the main salon, with the galley forward to port and the private entrance to the master suite down a starboard stairway. Up a couple of steps past the galley is the pilothouse, with port and starboard side deck doors and an inside stairway to the flybridge. The separate VIP stateroom and guest cabin lie forward down a stairway to starboard. The guest cabin is to port, with the VIP suite forward and head starboard.

## Main Salon

The main salon is open and airy with opening side and aft windows and a sliding door aft. It has a c-shaped settee to port with chair and entertainment center strb. The beautiful teak joinery work was complemented in 2010 with all new decorating, including new sculptured carpet, custom settee fabrics, window shades and valences. It has flush rheostat controlled overhead lighting and new side lighting. • C-shaped settee with storage under • Teak fold-out hi-lo table seats 8 • Marine Aire digital AC control • Sliding aft door with integral scene (OR SCREEN?) • Teak corner cabinet • KVH TracVision satellite TV system • Envision 32" flat panel HDTV • Cinema Station DVD player

## Galley

Located just forward of the salon, it is well designed for convenience and features ample storage in teak drawers and cabinets, with additional storage under the steps to pilothouse. It has Corian countertops and teak and holly sole. There is a bar/cabinet to starboard and floor access to the engine room.

• Jenn-Air double refrigerator/freezer (23 cu. Ft.) • Jenn-Air oven/broiler • Regency VSA 4-burner cooktop • GE Spacesaver II microwave • Miele dishwasher • InSinkErator disposal • Broan trash compactor • Large stainless-steel sink with pull-out faucet • Single filtered water faucet • (6) Cabinets with rollouts • (5) Drawers • Bar cabinet to starboard with 3 cabinets

## Pilothouse

The pilothouse has fine teak joinery work and teak and holly sole. It features a fully equipped helm station with chart table and storage, (2) helms chairs, port and starboard sliding side deck doors plus overhead hatch (screen and shade), L-shaped settee and large teak hi-lo dinette table, and strb. side bar/cabinet with Sub-Zero refrigerator. All settee and helm chair fabrics, and shades have been updated in 2010. It should be noted that the side windows were also updated

to fixed glass windows in 2010 to reflect the later model design change.

• Caterpillar engine monitoring system• Datamarine Link wind speed/direction, speed/log, and multi-instrument• Lowrance X65 depth sounder• ICOM IC-M127 VHF• Simrad Robertson AP20 autopilot• Garmin GPS MAP 5215 touch screen chart plotter• Furuno 48-mile radar• Furuno 1933C NavNet chart plotter• Bennett trim tab controls• Glendinning engine synchronizers• Wesmar bow thruster joystick• Wesmar stabilizer control• Vessel systems warning monitor• C-phone intercom system• ACR remote spotlight control• Windlass control• Electrical and genset panels• Emergency bilge pump controls• Ritchie Powerdamp compass• Weems and Plath clock and barometer• FCI R.O. watermaker control• TankWatch II tank level monitor• Fireboy engine shut-down system• Pioneer FH 404 CD tuner• Raymarine NAV 398 GPS/Loran• Interphase Twinscope sonar• Heart Link 2000 monitor• Bose Acoustimass 3-speaker system• (2) Marine Air digital AC controls

## Master Stateroom

---

The master has a private entry from the main salon allowing for total separation from the forward staterooms. It also features a large ensuite head with stall shower. It has a king centerline berth, exceptional storage in drawers, cabinets, and extensive hanging lockers. It is finished in fine teak joinery work and has all new custom bedding, sculptured carpeting and wall covering. There are (2) opening ports to port and an emergency hatch overhead leading to the pilothouse. The laundry is in the companionway just outside this stateroom. • Centerline king berth with 4-drawers storage under• Built-in teak vanity• (3) Large hanging lockers• Large mirror• Flush overhead lighting• Nightstands with cabinets and drawers• Samsung 19" flat panel HDTV• Marine Air digital AC control• Datamarine Link multi-instrument• Whirlpool full-size washer and dryer in companionway

## Master Head

---

The ensuite master head has dual access and can be used as a day head as required.

• VacuFlush toilet• Corian counters• Brass and chrome single lever faucet• Built-in teak cabinets and medicine chest• Teak and holly sole• Separate stall shower with seat and bi-fold glass door• Opening ports in head and stall shower

## VIP Stateroom

---

This spacious stateroom features a centerline queen berth, (2) hanging lockers, along with ample drawers and cabinets for storage. It has new sculptured carpet, custom bedspread and pillow shams, and custom wall coverings.

• Marineair digital AC control• Centerline queen berth with 4 drawers under• (2) Large hanging

lockers• Dynex flat panel HDTV

---

## Forward Head

---

This head has dual access and functions as ensuite head for VIP stateroom and also can be used by the other guest cabin. • Overhead hatch • VacuFlush toilet • Corian counter • Brass and chrome faucet • Teak and holly sole • (3) cabinet • (1) drawer • Stall shower w/glass bi-fold door and seat

---

## Guest Stateroom #2

---

This cabin has over/under single berths with new custom bedspreads, sculptured carpet, wall coverings and countertops. There is an overhead hatch and an opening port. • Hanging locker • (3) drawers • (5) cabinets • Large mirror • Solid teak pocket door • Opening port • Overhead hatch

---

## Flybridge / Upper Helm

---

The expansive flybridge has a midship seating area with wraparound settee, helm chairs (new fabrics 2010), and two tables. Aft is the dinghy storage with davit and plenty of space for lounging. The helm is protected by a Bimini and all antennas are mounted on a classic yacht mast. The flybridge can be accessed from the pilothouse and the cockpit. • Caterpillar engine monitoring system • Garmin GPS map 5212 touchscreen chart plotter (2010) • Furuno 1722C chart plotter/radar (24 mi.) • Interphase Twinscope sonar • Ritchie Powerdamp compass • ACR remote spotlight control • Horizon Spectrum VHF • Wesmar bow thruster joystick • Glendinning engine synchronizers • Datamarine Link wind speed/direction • Datamarine Link multi • Bennett trim tab control • C-phone intercom • S.S. destroyer wheel • Bimini top (2009) • Wrap-around settee (storage under) • (2) teak trimmed hi-lo tables • (2) helm chairs • Wet bar with cabinets • U-Line icemaker • Large Frigibar Freezer/refrigerator - recent rebuild • Yacht mast for all antennas and deck floodlights • Heavy S.S. safety rail (safety netting) • MarQuipt low profile davit

---

## Deck Equipment

---

This vessel has wide side decks and a wide flat foredeck for safe movement. There is also a comfortable built-in deck seat with storage under (contains shore power and deck wash outlets). • Integral bow pulpit w/S.S. double anchor roller • Maxwell electric windlass (w/deck switches) • (2) Delta anchor (88# and 55#) • Heavy S.S. bow rail • Windshield sunscreen • (3) two speed windshield wipers • Side deck boarding gates • (2) Heavy side deck spring line cleats/hausers • Heavy side deck hand rails

---

## Cockpit

---



The large cockpit has teak floors and varnished teak coamings. There are (2) flood lights, (4) overhead lights, and deck level courtesy lights. There is a wide transom door for access to the integral swim platform with swim ladder. • Lower aft helm with S.S. wheel, engine controls and bow thruster joystick • Wet bar with cabinets (houses Brownie's dive compressor) • Ladder to flybridge • (2) large hatches (port and strb. storage) • Large lazarette hatch (huge storage area) • Transom door • Concealed deck shower and salt and freshwater deck wash • Dock water receptacle • S.S. swim platform rails

## Engine / Mechanical

There are (3) ways to access the engine room. There is a floor hatch in the galley, a convenient large hatch outside at the rear of the main salon, and also through the large lazarette hatch. • 3406E Caterpillar diesels • ZF IRM-350-1 transmissions (2.077-1) • Dripless packing • Wesmar stabilizers • Wesmar bow thruster (dual prop 4-blade) • FCI watermaker (1500 gal./day) • (5) 12000 BTU AC/Heat unit • (2) dual 75/1000 Racor fuel filters • Dual fuel transfer manifolds with site gauges • Hynautics hydraulic steering system • Fireboy automatic fire suppression system • Reverso automatic oil change system • Fuel transfer pump • Teel 110v. water pump • Headhunter Mark V 110V water pump • Headhunter Excalibur 12V water pump • Saltwater pump • (5) Rule automatic bilge pumps • (2) Rule 8000 emergency bilge pumps • Spur prop shaft line cutters

## Electrical

• (2) 21KW Phasor gensets (2,211 hrs.) All new back ends. • Charles C-charger (40amp.) • Charles C-charger (50amp.) • Charles C-charger (20amp.) • Heart 2500-watt inverter/charger • Heart link 2000 battery monitor • Dual 50amp. shore power receptacles (foredeck and transom) • (2) 50amp. shore power cords • (7) Guest and (1) Blue Seas selector switches • Batteries (1) Ready Power V31, (1) Deka 24M6, (4) Powermate 8D, (16) 6V8G • AC/DC control panels and genset control in pilothouse

## Additional

• Novurania 430DL RIB w/50hp Yamaha 4-stroke outboard • Covers for all seating, helm and coaming areas • Hull was sandblasted, barrier coated, and bottom painted in 2010 • Shafts and props were checked and tuned as required in 2010 • Watermaker • Dive compressor • (2) Outriggers • Camera System • Electric grill with 220 service • Anchors with chain (length?) • Tilt down mast • Racor filters • Stabilizers • Rear helm station

NEW OR UPGRADED: • Custom stainless-steel rack for kayaks • New tender engine 2017 • Redecorated 2013 • New engine and thruster batteries • Both generators rebuilt over the past 2 years • New stereo system with amplifier • New refrigerator • New air conditioning units (Doug to provide) Replaced salon 2016 and replaced pilothouse 2017 • New Ghost security system

---

## Exclusions

---

• Kayak• Surfboard• Fishing equipment • Charts and Books• The Dolphin fish• The tray and decorative plate in the salon• V-berth bedding• Master bedroom coverlet, pillow sham covers• 2 brown leather pillows on twin beds• All tools

Anything not affixed to the boat excluding tender, life jackets, bedding/mattress, sheets, pillows, etc., unless mutually agreed upon by Buyer and Seller.

---

## Exclusions

---

Owner's personal belongings.

---


## Disclaimer

---


The Company offers the details of this vessel or yacht in good faith but cannot guarantee or warrant the accuracy of this information nor warrant the condition of the vessel. A buyer should instruct his representatives, agents, or his surveyors, to investigate such details as the buyer desires validated. This vessel or yacht is offered subject to prior sale, price change, or withdrawal without notice.


# PHOTOS















# CONTACTS

---

Andrey Shestakov, leading yacht broker of the sales department of Shestakov Yacht Sales Inc. Shestakov Yacht Sales Inc., the official representative of the Miami/Fort Lauderdale FL headquarters.

## Contact details

---

Email: **andrey@shestakovyachtsales.com**

Web: [shestakovyachtsales.com/en/](http://shestakovyachtsales.com/en/)

## Telephones

---

USA: **+1(954)274-4435**

## Office hours

---

Monday – Saturday: **9:00 - 21:00 EDT**

Sunday: **closed**

## Address

---



Harbour Towne Marina, 850 NE 3rd St,  
STE 213, Dania, FL 33004