

DIVINE MISS EM — SLOCUM



Builder: SLOCUM

Year Built: 1990

Model: Cutter

Price: PRICE ON APPLICATION

Location: United States

LOA: 43' 0" (13.11m)

Beam: 12' 9" (3.89m)

Min Draft: 5' 6" (1.68m)

Max Draft: 5' 6" (1.68m)

Cruise Speed: 8 Kts. (9 MPH)

Max Speed: 7 Kts. (8 MPH)

Our experienced yacht broker, Andrey Shestakov, will help you choose and buy a yacht that best suits your needs **Divine Miss Em — SLOCUM** from our catalogue. Presently, at Shestakov Yacht Sales Inc., we have a wide variety of yachts available on our sale's list. We also work in close contact with all the big yacht manufacturers from all over the world.

If you would like to buy a yacht **Divine Miss Em — SLOCUM** or would like help answering any questions concerning purchasing, selling or chartering a yacht, please call **+1(954)274-4435**

TABLE OF CONTENTS

TABLE OF CONTENTS	2
SPECIFICATIONS	4
Overview	4
Basic Information	4
Dimensions	4
Speed, Capacities and Weight	4
Accommodations	5
Hull and Deck Information	5
Engine Information	5
DETAILED INFORMATION	6
MAIN DESCRIPTION	6
CONSTRUCTION	6
HISTORY	6
COCKPIT	7
AFT CABIN	7
GALLEY	7
SALON	7
HEAD	8
FORWARD CABIN	8
ELECTRONICS	8
ELECTRICAL	8
MECHANICAL	8
SAILS & RIG	8
DECK	9
DISCLAIMER	9
Exclusions	9
Disclaimer	9
PHOTOS	10

CONTACTS	18
Contact details	18
Telephones	18
Office hours	18
Address	18

SPECIFICATIONS

Overview

1990 43 Slocum Divine Miss Em is a heavily built blue water design. She is a doubled ended cutter with all running rigging led to her deep aft cockpit. Divine Miss Em is hull # 57, and is the last 43 Slocum to be built by the Hai-O Yacht Building Corporation in Taiwan. After two years, the original owners sold her back to the Slocum Dealer (Mr. Brown) who had commissioned her. He continued to upgrade Divine Miss Em over the next 14 years installing the Yanmar 75 hp engine, the Northern Lights genset, and removing her fuel & water tanks. In 2006 Mr. Brown sold Divine Miss Em to her current owners. Divine Miss Em has been constantly maintained & upgraded over her lifespan with an open checkbook. Current owners can provide receipts to verify the level of care that they have provided to her. A 2015 survey is available, and the original build blueprints.

Basic Information

Category: Cutter	Sub Category: Cruising Sailboat
Model Year: 1990	Year Built: 1990
Country: United States	

Dimensions

LOA: 43' 0" (13.11m)	LWL: 35' 9" (10.90m)
Beam: 12' 9" (3.89m)	Min Draft: 5' 6" (1.68m)
Max Draft: 5' 6" (1.68m)	Clearance: 60' 0" (18.29m)

Speed, Capacities and Weight

Cruise Speed: 8 Kts. (9 MPH)	Max Speed: 7 Kts. (8 MPH)
Displacement: 33000 Pounds	Water Capacity: 100 Gallons
Holding Tank: 15 Gallons	Fuel Capacity: 214 Gallons

Accommodations

Total Heads: 1

Hull and Deck Information

Hull Material: Fiberglass

Engine Information

Engines: 1

Manufacturer: Yanmar

Model: 4JH3TE

Engine Type: Inboard

Fuel Type: Diesel

DETAILED INFORMATION

MAIN DESCRIPTION

1990 43 Slocum Divine Miss Em is a heavily built blue water design. She is a doubled ended cutter with all running rigging led to her deep aft cockpit. Divine Miss Em is hull # 57, and is the last 43 Slocum to be built by the Hai-O Yacht Building Corporation in Taiwan. After two years, the original owners sold her back to the Slocum Dealer (Mr. Brown) who had commissioned her. He continued to upgrade Divine Miss Em over the next 14 years installing the Yanmar 75 hp engine, the Northern Lights genset, and removing her fuel & water tanks. In 2006 Mr. Brown sold Divine Miss Em to her current owners. Divine Miss Em has been constantly maintained & upgraded over her lifespan with an open checkbook. Current owners can provide receipts to verify the level of care that they have provided to her. A 2015 survey is available, and the original build blueprints.

CONSTRUCTION

Hull is Airex cored with full length box stringers. Bulkheads are 3/4" Marine Plywood, and are set with a strip of Airex between the edge of the bulkheads and the hull. Fiberglass tabbing extends out 8" from the bulkhead/hull joint. Vinylester resin used in layup of vessel. Deck is Balsa core. Entire cabin sole is removable, providing full access to tanks and bilges. Hull/Deck joint is sealed with 5200, and through bolted with 3/8" carriage bolts on 5" centers. Skeg hung rudder Keel stepped mast 316 Stainless steel fuel tanks 316 Stainless steel water tank

HISTORY

(2000) Yanmar 4H3TE 75hp with dual Racors installed Fuel & Water Tanks...(see below)

The water and fuel tanks (316 stainless with baffles, inspection ports, and dip sticks to monitor the tank level) have been removed, welded, and sand blasted. The fuel tanks were coated with 2 coats of industrial grade cold tar epoxy and the water tanks were coated with "Rhino" (gray color) bed liner. One water tank was converted to fuel.. The bilge was ground at a slant and a sump area was added for the water to drain. When the new Yanmar engine was installed in 2000 a Racor dual fuel filter manifold was installed which allows the changing of filters while underway. Also installed were 3 new valves and 2 larger sea strainers. (2005)

Bottom painted with "West System" (2006) Northern Lights 6.5kw Generator installed (2015)

Shorepower system upgraded from 30 to 50 amp with Transformer Upgraded

Inverter/Charger Custom aft cockpit enclosure Custom Arch with electric winches

& remote controls for Tender Masthead serviced & upper terminal fittings replaced

Running rigging replaced (2016) Teak deck removed and replaced with 1/2" Burmese Teak /

secured with epoxy / (Work was preformed by Marine Wood Products in Stuart, FL)

All 5 Deck Hatches replaced Watermaker removed and rebuilt U-Line

Icemaker installed in Galley (2018) Northern Lights Genset removed and serviced Two

separate banks of (4) T-105 GC Batteries (eight total) (2019) New Pura San EXP 12 volt Waste

treatment system installed

COCKPIT

Divine Miss Em has a deep secure aft cockpit with a full enclosure that provides protection from the elements. The framework for the enclosure is welded to the arch that supports the tender, providing a solid structure. Sunbrella canvas overhead covers the framework and includes multiple removable panels of sunshades & screens. All running rigging is led aft through clutches for easy sail handling from the cockpit. The generator and propane tanks are located under the helm seat in the lazarette. Bilge blowers have been added to provide quick ventilation & cooling to this area at the flip of a switch. There is a very large storage area underneath the stbd seat, and a fresh water shower (hot/cold) to port.

AFT CABIN

The aft cabin is located to port. Her berth measures 55x80. There is a hanging locker and overhead storage cabinets. The aft cabin shares a 16,000 BTU Air Conditioner (heating/cooling) with the Salon. A large overhead deck hatch & two portlights (with screens) provide plenty of light and ventilation. A quarter berth is fitted to stbd, just aft of the nav station & wet locker.

GALLEY

Divine Miss Em has a U-shaped galley to port with abundant storage and counterspace. Her top loading refrigerator & top loading freezer have been upgraded with 110 volt holding plates, and are individually controlled. 16,000 BTU Air Conditioner (cooling/heating) Double stainless sink 10x10x14 Force 10 propane stove/oven Pressurized fresh water system and (2) manual foot pumps (fresh & salt) Microwave

SALON

The centerpiece of the Salon is the circular seating area for six that surrounds a 40" dinning table. There is storage inside of the table and a 38" TV is mounted outboard of the settee. The level of craftsmanship is evident throughout with attention to detail. Her round top doors & cabinets with intricate lattice work. To stbd there is an 82" settee with storage underneath. The well equipped Nav Station is just aft with a wet locker. Natural lighting & ventilation are excellent with....2 dorade vents / 11 opening portlights 3 DC fans and 2 large overhead deck hatches (all with screens). The 2 deadlights have been replaced with tempered glass that is tinted. Divine Miss Em is equipped with 17 cabin lights (all are LED). Her entire cabin sole is teak & holly, constructed with individual locking panels that can be easily removed. This design provides full access to the entire bilge. Upholstery on cushions is in excellent shape.....Headroom is 6' 5"

HEAD

Divine Miss Em is designed with a large head to port. There is a tub/shower arrangement with separate sink & vanity area (dry head). Her toilet is an electric Raritan Quiet Flush (no vacuum seals). Waste treatment is also electric.....Pura San EXP III with macerator and y-valve. Two opening portlights with screens

FORWARD CABIN

The current owners have enlarged the existing forward berth to include a filler piece to stbd. The additional cushion enlarges the sleeping area across the entire forepeak when needed. Berth is 6' 5" long. There is a 12,000 BTU Air conditioner, and two overhead deck hatches (with screens). Large hanging locker to stbd.

ELECTRONICS

Garmin GPS map 741 xs with Depth & XM Weather Garmin 45 GPS handheld Raymarine RL 80C Plotter with 24 mile Radar & Depth Raymarine RL 70C Plotter (repeater at nav station) Raymarine RN 300 GPS Raymarine ST 6001 Autopilot with smart pilot remote Raymarine ST 60 Wind Raymarine DSM 250 Depth Icom M 604 VHF with AIS/DSC Icom M 802 HF SSB with DSC West Marine VHF handheld Uniden VHF handheld Samsung 38" TV

ELECTRICAL

AC 50 amp Shorepower with Acme Transformer model # T279747S Northern Lights 6.5 kw Generator Freedom SW 2012 Inverter/Charger DC 12 volt system Freedom SW 2012 Inverter/Charger Alternator on main engine (2) separate banks of (4) T-105 GC Batteries (eight total) Gell Cell Battery for Generator start Raritan Quiet Flush Toilet with Pura San EXP III Waste Treatment System

MECHANICAL

2000 Yanmar 4H3TE 75hp.....1667 hours 1.5" drive shaft with 17" 3 blade Auto Prop 2006 Northern Lights Generator 6.5kw...4000 hours... (removed & serviced in 2018) Refrigerator & Freezer 110 volt holding plates (separate controls) (2) Marine Aire units 16,000 & 12,000 BTU with reverse pump U-Line Icemaker with inline Culligan Series 350 filter Transfer pump for the (3) Fuel Tanks 12 volt oil change pump for main engine & genset (mounted on bulkhead with manifold)

SAILS & RIG

Divine Miss Em is Cutter rigged with Harken furling Headsails. Her mast has double spreaders supported with 1x19 standing wire (inspected 2017). A Sailtec adjustable hydraulic backstay is fitted for downwind work. Boom Crutch Mast guards with belaying pins Running rigging led to aft cockpit (replaced 2015) **WINCHES** (2) Barinet 32 ST 2 speed (primarys) Anderson 46 ST 2 speed Electric (sheets & halyards) Barinet 22-35 ST (coachroof) Barinet 22-39 (mast) Barinet 18 (mast) (2) Warn Electric with remote controls (arch/tender) **SAILS** Full Batten Mainsail with Cars & Lazyjacks 180 % Genoa (have spare sail...size?) Staysail Asymmetrical Spinnaker

DECK

Maxwell 3500 Windlass Max anchor - 300' 5/8 chain Stainless Plow anchor - 250' 5/8 rode Saltwater washdown on foredeck Watermaker : Village Marine Tech - 20gph - 110 volt (2) Rule 3700 Bilge pumps with alarms Manual Bilge pump Givens Offshore 6 man Liferaft (needs recert) (2) LED Spreader lights (4) low level red cabin lights (3) Cabin fans (2) Electric bilge exhaust fans (4) Dorade vents Cockpit cushions and shower (hot/cold) Covers for all brightwork Magma propane grill Too many docklines & fenders to list

DISCLAIMER

The Company offers the details of this vessel in good faith but cannot guarantee or warrant the accuracy of this information nor warrant the condition of the vessel. A buyer should instruct his agents, or his surveyors, to investigate such details as the buyer desires validated. This vessel is offered subject to prior sale, price change, or withdrawal without notice.


Exclusions

Owner's personal belongings.


Disclaimer

The Company offers the details of this vessel or yacht in good faith but cannot guarantee or warrant the accuracy of this information nor warrant the condition of the vessel. A buyer should instruct his representatives, agents, or his surveyors, to investigate such details as the buyer desires validated. This vessel or yacht is offered subject to prior sale, price change, or withdrawal without notice.

PHOTOS






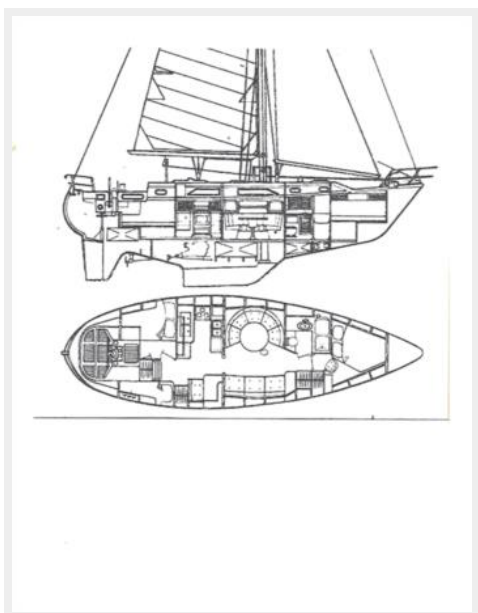













CONTACTS

Andrey Shestakov, leading yacht broker of the sales department of Shestakov Yacht Sales Inc. Shestakov Yacht Sales Inc., the official representative of the Miami/Fort Lauderdale FL headquarters.

Contact details

Email:
andrey@shestakovyachtsales.com

Web: shestakovyachtsales.com/en/

Telephones

USA: **+1(954)274-4435**

Office hours

Monday – Saturday: **9:00 - 21:00 EDT**

Sunday: **closed**

Address



Harbour Towne Marina, 850 NE 3rd St,
STE 213, Dania, FL 33004