

BLUE BIRD — BAYLINER



Builder: BAYLINER

Year Built: 1998

Model: Motor Yacht

Price: PRICE ON APPLICATION

Location: Canada

LOA: 59' 5" (18.11m)

Beam: 17' 2" (5.23m)

Min Draft: 4' 11" (1.50m)

Cruise Speed: 17 Kts. (20 MPH)

Max Speed: 20 Kts. (23 MPH)

Our experienced yacht broker, Andrey Shestakov, will help you choose and buy a yacht that best suits your needs **Blue Bird — BAYLINER** from our catalogue. Presently, at Shestakov Yacht Sales Inc., we have a wide variety of yachts available on our sale's list. We also work in close contact with all the big yacht manufacturers from all over the world.

If you would like to buy a yacht **Blue Bird — BAYLINER** or would like help answering any questions concerning purchasing, selling or chartering a yacht, please call **+1(954)274-4435**

TABLE OF CONTENTS

TABLE OF CONTENTS	2
SPECIFICATIONS	3
Overview	3
Basic Information	11
Dimensions	12
Speed, Capacities and Weight	12
Accommodations	12
Hull and Deck Information	12
Engine Information	12
PHOTOS	13
IMG_1086	18
IMG_1089	18
IMG_1094	19
IMG_1095	19
IMG_1096	19
IMG_1093	19
IMG_1092	20
IMG_1097	20
CONTACTS	21
Contact details	21
Telephones	21
Office hours	21
Address	21

SPECIFICATIONS

Overview

IMMACULATE “FRESHWATER” BAYLINER 5788 MOTOR YACHT PILOTHOUSE

This Bayliner 5788 Motor Yacht is now known as a Meridian 580 Pilothouse. This vessel has been kept cleaned/waxed and otherwise well maintained, with any maintenance or repairs performed as required. Bottom just painted and engines, generator and transmission serviced this summer. This vessel is loaded with options, including upgraded 610 MAN engines and everything needed for long-range cruising. This vessel is currently going a major refit. Don't miss it!

Vessel Walkthrough

Cherry Wood cabinets and trim, solid-surface countertops, direct and indirect lighting and designer accents are found throughout. The main salon includes an L-shaped lounge with hi/low cocktail table and ottomans. It offers lots of nature light and entertainment area. Forward of the salon, there is a large dinette directly across from the full service galley, with the pilothouse further forward. The large pilothouse has great raised seating for guests behind the helmsman, with excellent visibility for all. There are heavy-duty sliding doors on either side for quick access to the deck. The command console, with full-scale electronics, is set on the centerline behind an expansive windshield. Stairs to starboard lead to staterooms below. Down below, the ample beam allows very spacious staterooms, with large heads and vanities. The vast master stateroom lies amidships, just past a mirrored door in the companionway, concealing a brand new full-sized over/under washer/dryer. This stateroom has a large island berth, entertainment center and private head which features an enclosed, full-sized tub. The forward stateroom is spacious with island berth and good storage. With four portlights and two overhead hatches, this bright and spacious stateroom also offers privacy, including ensuite access to the head. The third cabin has bunks that criss-cross in an open-L pattern. Interior steps from the pilothouse lead up to the flybridge, where there's a second command station and more seating for entertaining guests. The deck extends aft to provide cover for the cockpit below as well as room for a davit. Integral steps also lead from the flybridge to the spacious cockpit. These steps lift up to reveal the stairs down to the engine room, with emphasis on the word, "room." There's plenty of room around the upgraded twin 610 HP MAN Diesels. The cockpit also provides access to a boarding platform aft, with transom doors to port and starboard.

Salon

From the cockpit, enter through sliding doors to the salon with comfortable seating, entertainment center to starboard, as well as a spacious wet bar and ice maker.

- Lounge, L-Shaped, Stowage Under
- Ottomans (2)
- Wet Bar w/Stainless Steel Sink and

- Table, Adjustable Hi/Low, w/Solid-Surface Top
- Entertainment Cabinet - TV (27") w/VCR
- Stereo System: AM/FM/Cassette, CD Player and Surround Sound
- Solid Surface Countertops
- Built-In Blender
- Ice Maker
- Storage, Bottle/Glass
- Carpeting
- Silhouette Blinds

Galley

The U-shaped galley is extremely functional with full-sized appliances, generous storage and ample counter space for food preparation and entertaining. This galley boasts the optional dishwasher and trash compactor and is on the same level as the salon.

- Cooktop - 4 Burner, Electric, Smooth-top
- Oven, Electric
- Microwave Oven
- Refrigerator/Freezer
- Dishwasher
- Coffeemaker
- Cabinets and Drawers
- Cabinet w/Lazy Susan
- Spice Rack
- Sink, Double SS
- Countertops, Solid-Surface
- Flooring, Hardwood
- Dockside and Pressure Water

Dinette

- Dinette Table w/Solid-Surface Top
- Pedestal, Wood w/Stowage
- Seat, U-Lounge, w/Stowage Under

Lower Helm/Pilothouse

The pilothouse has a command console and helm seat with excellent visibility, and a raised L-shaped dinette/lounge area w/opening pedestal table. Port and starboard doors give easy access to wide decks.

- Compass, Flush-Mounted, Illuminated
- Instrumentation: Voltmeter, Oil Pressure Gauge, Fuel Gauge, Temperature Gauge
- Hour Meters
- Engine Controls, Top-Mount, Dual Hydraulic
- Steering Wheel, Stainless Steel
- Ray GPS/Chart 611T
- Battery Level Indicators
- Satellite Phone
- Cell Phone w/Amplifier & Antenna
- Helm Seat, Adjustable and Movable
- Seat, L-lounge w/Removable Center Section and Stowage Under
- Table, Pedestal

- Ray R41XX Radar
- Color Monitor
- Ray ST60 Autopilot
- Ray 210 VHF
- Depth Sounder
- Bow Thruster Control
- Spotlight Control
- Trim Tabs
- Windmeter
- Windows, Port and Starboard, Opening w/Screen
- Doors, Port and Starboard
- Stairs: Access to Staterooms w/Stainless Steel Hand Rail
- Stairs:Open Stepsto Bridge
- Stowage Cabinets, Above Lounge
- Windshield Wipers and Washers
- Windshield Cover

Master Stateroom

The master stateroom has queen-size island berth, abundant storage, built-in entertainment center and ensuite head.

- Berth, Queen-size, Island
- Drawers (6): Under Berth
- Drawers (8): Under Vanities
- Nightstands (2): w/Lamps and Drawers
- Hanging Lockers (2), Cedar, Lighted
- Entertainment Cabinet w/TV/VCR
- Stereo System, AM/FM/CD Player
- Portlights (2), Opening w/Screen
- Window Shades, Custom
- Mirrors, Above Vanities
- Vanity Cabinet w/Molded Sink, Solid-Surface Countertop, Stowage Under
- Medicine Cabinet w/Mirrored Doors

Master Head

The large master head includes an enclosed shower with tub.

- Enclosed Shower/Tub Stall, Fiberglass w/Acrylic Enclosure
- Toilet, Electric
- Linen Cabinet
- Chrome and Brass Fixtures
- Opening Portlight w/Screen

VIP Stateroom

The VIP has a double island berth with plenty of storage and natural light.

- Berth, Double, Island, w/Stowage Under
- Hatches (2), Opening w/Screens

- Television
- Hanging Lockers (2): Cedar-Lined, Lighted
- Drawers, Under Berth
- Portlights (4) w/Screens
- Window Curtains
- Ensuite Access to Head

Bonus/Third Stateroom

The mid stateroom has upper/lower berths, criss-crossed. There's lots of headroom and storage.

- Bunks (2), Single, Stowage Under
- Drawers (2): Under Lower Bunk
- Hanging Locker, Cedar w/Shelves
- Portlight, Opening w/Screen
- Washer and Dryer in Companionway

Guest Head

The head is dual-access from companionway and VIP stateroom. The enclosed shower stall has a molded-in seat, plus a generous amount of headroom and elbow room.

- Enclosed Shower Stall, Fiberglass w/Acrylic Enclosure
- Vanity Cabinet w/Molded Sink, Solid-Surface Countertop, Stowage Under
- Medicine Cabinet, w/Sliding, Mirrored Doors
- Toilet, Electric
- Chrome and Brass Fixtures
- Opening Portlight w/Screen

Cockpit

Access to the engine room as well as the generator is gained from the cockpit. Another hatch in the cockpit holds the spare props. There are two doors through the transom leading out onto the big swim platform.

- Bulkhead, w/Window, Opening w/Screen
- Door to Cabin, Sliding, Locking
- Hatches (2), Bilge Access
- Molded Steps to Side Decks
- Molded Steps to Bridge, Hinged for Engine Room Access
- Shore Water Connection
- Fresh Water Washdown
- Fender Stowage
- Stowage Locker
- Boarding Ladder
- Transom Doors, Port and Starboard
- Transom Shower
- Lights, Overhead
- Courtesy Lights

Flybridge/Upper Helm

The flybridge is very spacious with a second command station, ample seating for guests, plus a wet bar and plenty of room for the davit and tender.

- Bimini Top
- Center Console, Non-Glare Dash Panel
- Instrumentation, Dual-Analog: Tachometer, Voltmeter, Oil Pressure Gauge, Temperature Gauge, Hour Meters
- Engine Controls, Top-Mount, Dual Hydraulic
- Steering Wheel, Stainless Steel
- Compass, Flush-Mounted, Illuminated
- GPS Remote
- Autopilot
- VHF Radio
- Depth Finder
- Bow Thruster Control
- Dual Station Spotlight
- Windlass Control
- Trim Tab Control
- Helm & Companion Seats: Adjustable/Swivel, Removable
- Seat, L-lounge: w/Removable Cushions, Stowage Under
- Helm & Seat Covers
- Wet Bar and Refrigerator w/Icemaker
- Courtesy Lights
- Stereo, AM/FM CD Player
- EPIRB
- Radar Arch: w/Recessed Lighting and Speakers
- Door: Access to Pilothouse, Sliding, Locking w/Screen
- Hatch, w/Stair Access to Cockpit
- Davit, Hydraulic Lift 1,500#

Deck

There are wide walkways leading up to the foredeck, where there's a removable sunpad and a deep bow well for anchor rode and chain, plus a raw-water, wash-down. The windlass can be controlled either at the bow or from the flybridge.

- Anchor w/200' Chain and 150' Line
- Windlass
- Locker for Anchor Rode
- Washdown, Bow Raw Water
- Rails, Stainless Steel, Welded
- Sunlounge Cushion, Foredeck, Removable
- Fenders and Lines
- Swim Platform, Integrated
- Swim Ladder, Concealed, Fold-Away

Engine/Mechanical

The engine room is huge with easy access to engines (upgraded 610 MAN) and mechanicals. Full service on engines, generator and transmission done August 2019.

- Fire Suppression System

- Reverse Cycle AC/Heat
- Hydraulic Steering
- Overboard Discharge, Macerator, 24V
- Bilge Pumps, Automatic
- Water Heater - 20 gal
- Alarm, Engine High Temperature/Low Oil Pressure
- Alarm, High Water
- Upgraded Fresh Water Pump w/Upsized Accumulator Tank
- MAN Spare Parts Kit

Electrical System

- Generator, Westerbeke 15kw w/Soundshield - 2100 Hrs.
- Inverter, Trace 4kw
- Batteries w/Isolator and Battery Control Switches
- Battery Chargers (2)
- Battery Paralleling System
- Cable and TV Connectors
- Distribution Panel: 110V AC/24V DC
- Glendinning Cablemaster, 240V/50 amp
- Horn, 24V
- Monitoring System, 24V
- Navigation Lights, 24V
- Westerbeke Spare Parts Kit

Dimensions LOA: 59 ft 4 in Beam: 17 ft 2 in **Accommodations** Number of staterooms: 3

Number of heads: 2

Specification:

- LOA 59' 5"
- LOD 56' 8"
- Beam 17' 2"
- Draft 4' 11"
- Displacement 69,000lbs.
- Bridge Clearance 20' 2"
- Cruise Speed 17 Knots
- WOT 20 Knots
- Hull - Fiberglass Construction
- Hull Keel - Modified Vee Section - Moderate Displacement
- Bronze Spade Rudders
- Decks - Fiberglass with Sea-Dek
- Superstructure - Fiberglass with Core
- Designer – Brunswick Corporation
- Builder – Brunswick Corporation
- Built in Arlington, WA. USA

Tankage:

- FUEL - 800 Gallons in 2 Aluminum Fuel Tanks
- DOMESTIC WATER - 226 Gallons in 1 Plastic Water Tank
- WASTE HOLDING TANK - 76 Gallons in 1 New Stainless Steel Holding Tank

Interior:

- Sleeps 6 - 2 in Forward Private Stateroom - Pedestal Bed
2 in Mid-Ship Private Stateroom - Twin Bunks
2 in Master Stateroom below Pilothouse Queen Size Bed
- Hot & Cold Pressure Water System
- **Horizon SeaFari HRO Watermaker System**
- Double Stainless Steel Galley Sinks
- Frigidaire 15 Cubic Foot Upright Refrigerator/freezer
- AEG 4-Burner Glass Countertop Stove/Oven - 120 Volt AC System
- Range Hood/Fan
- New Bosch Dishwasher
- GE Microwave Oven
- U-Line Ice Maker
- Cherry Wood Cabinetry
- Corian Countertops
- New LG Washer & Dryer
- **Webasto Diesel Fired Recirculating Hydronic Heating System**
- Toshiba 24" TV
- RCA 21" TV with Built-in DVD Player
- 13" Sony in Forward Stateroom
- Digital Satellite Receiver
- TracVision G4 TV Antenna
- Pioneer Stereo Tuner
- Sony CD/DVD
- Dual 12Volt DC AM/FM/CD Stereo System
- 2 Private Heads
- Both Heads included Walk-in Showers
- Both Heads have Electric VacuFlush Toilets

Mechanical / Electrical:

- Twin MAN D2866 LE405 Freshwater-Cooled 610hp 6-Cylinder Turbocharged Direct Drive Inboard Engines - **Professionally Maintained**
- Port Engine 2116 Hours
- Starboard Engine 2138 Hours
- Cruise Speed 17 Knots
- WOT 20 Knots
- Alternator 75 amps each @ 24 Volt DC

- Wet Injected Exhaust System
- Fuel Filters - Racor Primary Fuel Filters & Secondary Fuel Filters on each Engine
- ZF IRM311A.1 Transmissions
- 2.03 to 1 Reduction Gear Ratio
- Two Helm Stations with Hydraulic Throttle/Shift Hydraulics Controls
- **Bow Thruster**
- K&S Bronze 4-Blade 32 x 35 Right & Left Hand Rotation Propellers
- One Piece Stainless Steel 3" Shafts
- Bilge Pumps - 1 RuleMate 1100 Submersible in Forward Engine Room Bilge

1 Johnson 2200 Submersible in Forward Engine Room Bilge

2 Johnson 2200 Submersibles in Middle Bilge

1 Johnson 1250 Submersible in Aft Engine Room Bilge

8,950 Gallons per Hour Total Pumping Capacity

- Electrical Systems - 12 Volt DC / 24 Volt DC / 120 Volt AC / 30amp & 50amp
- Batteries - 8 Batteries for 12 Volt System

4 Group 31 Batteries

4 8D Batteries

- Westerbeke 15kw Diesel Powered Generator - **Professionally Maintained**
- 2102 Hours
- Trace Engineering 4000 Watt Inverter/120amp Charger
- Professional Mariner 35amp Battery Charger
- Master Battery Switches - 4 Port Engine / Starboard Engine / House Batteries / 12 Volt Battery Switches
- Sure Power Battery Isolators

Navigation / Communication:

- Pilothouse Helm:

Ritchie 4" Compass

Auto Pilot

Raymarine C140 Sunlight Viewable Color LCD Touchscreen

Raymarine GPS with Rose Point Navigation integrated to Custom Computer System

Raymarine Navigation/Speed/Depth

RAY210 VFH Radio

FloScan Fuel Monitoring System

FLIR System

- Flybridge Helm:

Ritchie 5" Compass

Raymarine C90 Sunlight Viewable Color LCD Touchscreen

Auto Pilot

Simrad Depth/Wind/Speed

RAY220 VHF Radios (2)

Ground Tackle:

- Davis 55# Plow Type Anchor
- 200' of 3/8" High Test Chain
- 10' of Line Rode
- Lewmar Electric Vertical Windlass with Capstan

Miscellaneous:

- Fiberglass Radar Arch
- Yacht Davit Systems Aluminum Dingy Davit

Basic Information

Category: Motor Yacht

Model Year: 1998

Year Built: 1998

Refit Year: 2019

Country: Canada

Vessel Top: Bimini Top

Fly Bridge: Yes

Dimensions

LOA: 59' 5" (18.11m)	LOD: 56' 8" (17.27m)
Beam: 17' 2" (5.23m)	Min Draft: 4' 11" (1.50m)
Clearance: 19' 0" (5.79m)	MFG Length: 57' 8" (17.58m)

Speed, Capacities and Weight

Cruise Speed: 17 Kts. (20 MPH)	Max Speed: 20 Kts. (23 MPH)
Displacement: 53000 Pounds	Water Capacity: 226 Gallons
Holding Tank: 76 Gallons	Fuel Capacity: 800 Gallons

Accommodations

Total Cabins: 3	Total Berths: 6
Sleeps: 6	Total Heads: 2

Hull and Deck Information


Hull Material: Fiberglass	Deck Material: Composite Fiberglass
Hull Configuration: Modified V-Hull	Hull Color: White
Hull Finish: Plastic	Hull Designer: Brunswick

Engine Information

Engines: 2	Manufacturer: MAN
Model: D2866 LE405	Engine Type: Inboard
Fuel Type: Diesel	


PHOTOS

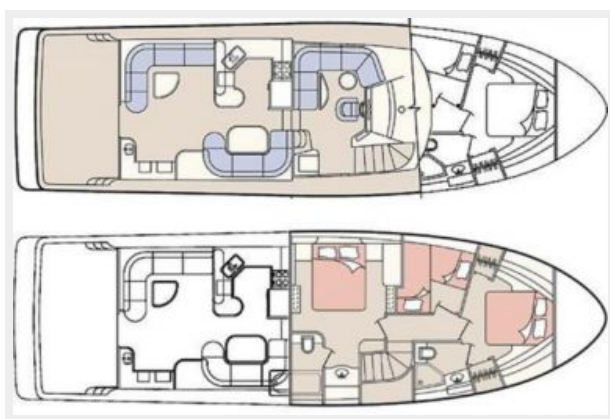












IMG_1086



IMG_1089



IMG_1094



IMG_1095



IMG_1096



IMG_1093



IMG_1092



IMG_1097



CONTACTS

Andrey Shestakov, leading yacht broker of the sales department of Shestakov Yacht Sales Inc. Shestakov Yacht Sales Inc., the official representative of the Miami/Fort Lauderdale FL headquarters.

Contact details

Email: **andrey@shestakovyachtsales.com**

Web: shestakovyachtsales.com/en/

Telephones

USA: **+1(954)274-4435**

Office hours

Monday – Saturday: **9:00 - 21:00 EDT**

Sunday: **closed**

Address



Harbour Towne Marina, 850 NE 3rd St,
STE 213, Dania, FL 33004