

LADY ATTITUDE — BENETTI



Builder: BENETTI

Year Built: 2014

Model: Motor Yacht

Price: PRICE ON APPLICATION

Location: United States

LOA: 108' 3" (32.99m)

Beam: 24' 3" (7.39m)

Min Draft: 6' 2" (1.88m)

Max Draft: 7' 4" (2.24m)

Cruise Speed: 12 Kts. (14 MPH)

Max Speed: 15 Kts. (17 MPH)

Our experienced yacht broker, Andrey Shestakov, will help you choose and buy a yacht that best suits your needs **Lady Attitude — BENETTI** from **our catalogue**. Presently, at **Shestakov Yacht Sales Inc.**, we have a wide variety of yachts available on **our sale's list**. We also work in close contact with all the big **yacht manufacturers** from all over the world.

If you would like to buy a yacht **Lady Attitude — BENETTI** or would like help answering any questions concerning purchasing, selling or chartering a yacht, please call **+1(954)274-4435**

TABLE OF CONTENTS

TABLE OF CONTENTS	2
SPECIFICATIONS	8
Basic Information	8
Dimensions	8
Speed, Capacities and Weight	8
Accommodations	8
Hull and Deck Information	9
Engine Information	9
DETAILED INFORMATION	10
Walkthrough	10
Salon	11
Dining Salon	11
Galley	12
Entry Foyer	12
Day Head	12
Master Head	13
Master Cabin	13
Lower Accommodation Foyer	14
Portside VIP Cabin	14
Portside VIP Head	15
Starboard VIP Cabin	15
Starboard VIP Head	16
Port Guest Cabin	16
Port Guest Cabin Head	16
Starboard Guest Cabin	17
Starboard Guest Cabin Head	17
Pilothouse	18
Ships Monitoring System	18

Skylounge	19
Skylounge Day Head	19
Skylounge Aft Deck	20
Flybridge Deck	20
Flybridge Helm Area	21
Crew Area	21
Foredeck	21
Side Decks	22
Aft Deck	22
Engine Room/Mechanical Equipment	23
Electrical	24
Garage	25
Tender	25
Construction Notes	25
Additional Measurements	25
Owner Improvements	26
Remarks	26
Exclusions	27
Disclaimer	27
Exclusions	27
Disclaimer	27
PHOTOS	28
Salon Looking Forward	28
Salon Starboard Side Door	28
Salon Looking to Port	28
Salon Looking Aft	28
Dining Salon Looking Forward	28
Dining Salon Looking to Starboard	28
Dining Salon Looking Aft with Elevator to Port	29

Dining Salon Looking Aft	29
Galley Looking Forward	29
Galley Looking Aft	29
Galley Crew Entrance	29
Main Entry Foyer	29
Day Head	30
Master Head	30
Master Looking Forward	30
Master Looking Aft	30
Master Looking to Port	30
Portside VIP Looking Aft	30
Portside VIP Looking Forward	30
Portside VIP Head	30
Starboard Side VIP Looking Aft	31
Starboard Side VIP Looking Forward	31
Portside Guest Cabin Looking Forward	31
Starboard Side VIP Head	31
Portside Guest Cabin Looking Aft	31
Portside Guest Head	31
Starboard Guest Cabin Looking Forward	31
Starboard Guest Cabin Looking Aft	31
Starboard Guest Head	32
Pilothouse	32
Pilothouse Looking to Starboard	32
Pilothouse Looking to Port	32
Skyounge Looking Aft	32
Skyounge Looking to Port	32
Skyounge Looking to Starboard	32
Skyounge Looking Forward	32

Skylounge Looking Forward	33
Skylounge Elevator	33
Skylounge Day Head	33
Skylounge Deck Looking Aft	33
Skylounge Deck Dining	33
Skylounge Deck Bar	33
Skylounge Deck Looking Forward	33
Skylounge Deck Aft	33
Skylounge Deck Aft	34
Skylounge Deck Access	34
Flybridge Deck Access	34
Flybridge Deck Dining	34
Flybridge Deck Looking Forward	34
Flybridge Deck Seating and Bar	34
Flybridge Deck Looking Forward	34
Flybridge Deck Looking Aft	34
Flybridge Bar	35
Flybridge Bar Portside	35
Flybridge Hot Tub	35
Flybridge Helm	35
Flybridge Pilothouse Access	35
Flybridge Looking Aft	35
Flybridge from Above	35
Bow from Above	35
Boat Sun Pad	36
Bow Sun Pad	36
Bow Seat	36
Pilothouse Sun Pad	36
Side Decks	36

Starboard Side Deck Auto Door	36
Aft Deck	36
Aft Deck	36
Aft Deck	37
Aft Deck Stairs to Skylounge Deck	37
Aft Deck	37
Engine Room Looking Forward	37
Port Engine	37
Starboard Engine	37
Garage	37
Garage	37
Garage	38
Garage	38
From Above	38
Alternate Profile	38
Alternate Profile	38
Alternate Profile	38
Alternate Profile	38
Alternate Profile	38
Alternate Profile	39
Stern	39
Stern	39
Aft Detail	39
Midship Detail	39
Forward Detail	39
GA with elevator	39
CONTACTS	40
Contact details	40
Telephones	40

Office hours	40
Address	40

SPECIFICATIONS

Basic Information

Category: Motor Yacht

Sub Category: Flybridge

Model Year: 2015

Year Built: 2014

Country: United States

Vessel Top: Hardtop

Fly Bridge: Yes

Dimensions

LOA: 108' 3" (32.99m)

LWL: 91' 7" (27.91m)

Beam: 24' 3" (7.39m)

Min Draft: 6' 2" (1.88m)

Max Draft: 7' 4" (2.24m)

Speed, Capacities and Weight

Cruise Speed: 12 Kts. (14 MPH)

Cruise Speed Range: 2300

Max Speed: 15 Kts. (17 MPH)

Gross Tonnage: 210 Pounds

Water Capacity: 925 Gallons

Holding Tank: 462 Gallons

Fuel Capacity: 6535 Gallons

Accommodations

Total Cabins: 5

Sleeps: 10

Total Heads: 7

Captain Cabin: True

Crew Cabin: 3

Crew Sleeps: 6

Hull and Deck Information

Hull Material: Fiberglass

Exterior Designer: Stefano Reghini

Interior Designer: Benetti

Engine Information

Engines: 2

Manufacturer: MAN

Model: D2868LE423 V-8

Engine Type: Inboard

Fuel Type: Diesel

DETAILED INFORMATION

Walkthrough

Boarding LADY ATTITUDE is either via the passarelle aft, the swim platform from a floating dock or from the port or starboard boarding gates on the aft third of the yacht.

Once on the Aft Deck there is a large bench aft to seat six with two twin single pedestal tables and a drop in leaf to make one large table.

Easy steps to the Third Deck are to starboard. A large curved sliding door into the Salon is centerline.

The Salon has port and starboard built in cabinetry to disguise the yacht's air trunks. Forward to port is an off white leather L shaped sofa with the outboard corner removed to make way for a round 37" elevator to the Sky Lounge.

Next forward is a low cabinet to house the yacht's tableware followed by a ten place marble Dining Room table.

Of interest in the Salon are full height port and starboard windows.

Forward to port is the full Galley with access to the Crew Area below deck.

To starboard is the side deck entrance lobby with stairs to the four cabins below, steps to the Pilothouse, the Day Head and the entrance to the Master Cabin, forward.

The on deck Master has a large walk in wardrobe, a large Head with dual sinks and a steam shower. All the way forward is the king berth Master Cabin with large side windows, dual nightstands and a desk.

The Guest Cabins are reached via a winding set of stairs from the Main Companionway. Aft are mirror image walk around queen berth cabins each with private heads and shower. Forward are two twin berth cabins with a nightstand between. They also, each have generous heads and showers.

The Skylounge Deck starts with the expansive Pilothouse including 90% of the yacht's navigation electronics, a settee with table and a 270 degree view forward. There is direct access from the Galley Crew Area via separate stairs as well as the main entrance lobby.

Aft and up three steps is the Skylounge with a four place table, L shaped sectional settee, service bar, steps to the Flybridge, a Day Head and a glass bulkhead leading aft.

The Salon elevator leads to the Skylounge Deck giving the owner elevator access to the

public area of the yacht.

The Skylounge Aft Deck has an 8 foot round dining table with eight chairs, a service bar, settee and steps to the Flybridge. This area is fully shaded by a hardtop.

Steps aft to starboard lead to the Flybridge. A smaller version of the round dining table is centered under the arch and FRP shade with a sliding fabric top aft. Chaise lounges are aft for sunning. Forward is a walk behind bar, loose and fixed seating, the jacuzzi tub and to starboard the occasional Flybridge helm with access to the Pilothouse below.

The Crew Area reached from the Galley includes a crew mess and three separate crew cabins each with an en suite head.

A note about the interior finishes of LADY ATTITUDE:

Most of the yacht's sole is Zebrawood Tabu planking with a satin varnish. Her principal joinery is an unstained light walnut with a mix of three different woods, finishes and textures. Off white lacquer, smooth Zebrawood Tabu and a raised grain Zebrawood structured wood are used together to create very striking interior joinery, so much so, there is almost no room or need for interior artwork.

Salon

The Salon is entered via a manual sliding door from the Aft Deck or an automatic electric sliding door from the starboard side deck all the way aft. This floor to ceiling glass gives a very open feeling to the Salon.

The sole is a planked Zebrawood sole. To both port and starboard are built in cabinets, the starboard with a 40" Samsung HD TV, to port, a two shelf display cabinet. Both of these items disguise the Engine Room air trunks. To port are two three person sofas arranged in an L shape with the three level chrome and glass coffee table lying in front. Two upholstered occasional chairs face the sofa all set upon a wool area rug. In the corner between the sofas is a new 37" pneumatic elevator that rises to the Skylounge Deck.

Also in the Salon are 21 overhead LED lights, full drapes at the windows/doors, four stereo speakers and digital AC controls.

Dining Salon

Open to the Salon and separated only by a low cabinet, forward of the sofa is the Dining Area. Centered is a 12 person stone dining table on a wood sole contiguous from the Salon. Opposite of those in the Salon the portside windows are floor to ceiling and the starboard side are above the cabinets with partial storage below.

The four cabinets aft of the dining table house plates, glasses and service items.

Forward of the dining table in alternating panels with display shelves are five opening cabinets fitted for glassware, service items, etc. The Salon's entertainment equipment consisting of a Denon A/V receiver, **Sony Blue Ray player new (4/20)**, a QSC power amp and a Direct TV receiver.

Also in the Dining Salon are 14 overhead LED lights, two stereo speakers and a hidden subwoofer.

Galley

The Galley is entered via a sliding pocket door from the portside forward of the Dining Salon. A large window with blinds is over the sink.

Aft and inboard are steps to the Pilothouse. All the way forward are steps to the Crew Area.

Features of the Galley include:

Wood sliding pocket door
Corian countertops
Hidden/concealed Miele fridge & freezer
Frigamar digital AC control
Miele convection microwave
Miele coffee machine
Large outboard window w/blinds
Miele dishwasher
Full size stainless sink w/removable spray faucet
Garbage disposal
Broan trash compactor
New 4 burner Miele Induction glass cooktop (new 2018)
Miele full size oven/
Miele exhaust hood
Stainless GE full size side by side fridge freezer
Pantograph door to side decks
Hidden full size freezer
Denon CD receiver
RCD - M39(7) Steps up to Helm Deck(8) Steps down to Crew Mess(5) Drawers(14) Cabinet doors
GFCI outlets 110V & 220V(13) Overhead LED lights
Wood plank sole(2) Smoke/fire alarm sensors

Entry Foyer

A dual pane sliding door gives formal entry to the yacht.

The sole is marble. A small hanging locker with shelf is opposite. Next forward are steps to below, followed by a three shelf bookshelf and steps to the Pilothouse.

Day Head

Next forward is the Day Head with a vanity and a glass vessel sink on a white quartz countertop. The sole is white marble. The toilet is a "Jets" jet head.

Inboard is a hidden panel that leads to a technical space with rack storage for the

router and computer associated equipment, breaker panels, storage and a dedicated AC fan coil.

Master Head

Next forward behind a hinged door is the Master Cabin. Up two steps is a walk in wardrobe with two hanging rods, shoe racks, open shelves and a full size dressing mirror. Also in this cabin is a Denon A/V receiver, **Sony Blue Ray player (new 4/20)**, a Direct TV receiver and a digital safe.

Outboard below the house side windows with both electrically operated opaque shades and translucent Roman shades are five mirrored storage cabinets.

Next forward inboard is the Owner Head. Two glass vessel sinks sit atop a white marble countertop with bulkhead faucets above. Two door storage vanities flank an open vanity area with an upholstered stool.

The steam shower has a clear glass door and sidelight as well as a seat, overhead rain type shower fixture and a shower wand. The toilet is in a separate area behind an obscure glass door. The toilet is a jet head. The large house side window has electric shades. The sole of the Head is white marble with alternating nonskid panels.

Besides the vanities there are no less than eight storage cabinets with contrasting wood doors.

Also in the Head are nine overhead LED lights as well as LED strip lighting behind soffit moldings. Digital AC controls are also in this area.

Master Cabin

Next forward is the Master Cabin with a king size berth off the forward bulkhead. The mattresses have been replaced with two custom fully adjustable (head and leg) "Axel Bloom" German made beds (cost \$6K). This was accomplished without any modifications to the berth allowing replacement with a standard mattress if desired.... but you won't!

Both port and starboard are twin two door nightstands with concealed flip up panels, for outlets, remotes, chargers, etc. Above is a reading/accent lamp.

The headboard is grey leather with an upholstered headrest. The forward bulkhead has a raised random brick pattern in small suede panels.

At the foot of the berth is a 40" Samsung HD TV and a vanity with a drawer and stool.

What is remarkable about this cabin is the huge house side windows and cut down

outboard bulkheads affording a wonderful view of the sea, rarely found outside of the Benetti line of yachts.

A full translucent shade and a separate Roman opaque shade rise at the click of a button.

Also in this cabin is a wood sole to match the Salon, 17 overhead lights, two stereo speakers, a center channel speaker and digital AC controls.

Lower Accommodation Foyer

Opposite the lobby entrance are ten angled steps to the Lower Deck Accommodations. Five hidden panels open for stewardess and linen storage at the lower deck level.

Aft are two identical en suite queen VIP's. Forward are two identical en suite twin bed cabins.

A large storage/technical area is accessed via a door under the stairs.

A large mirror forward and plenty of overhead LED lighting give a feeling of spaciousness.

Portside VIP Cabin

The Portside VIP Cabin is entered via the forward inboard end with a queen berth off the aft bulkhead. Each side of the berth has a timber nightstand with a cabinet below and hidden outlets under a flip up panel. A small accent light is over nightstand. A leather headboard sits upon alternating squares of grey suede in an attractive brick pattern.

The inboard side of the cabin has six drawers under a two piece mirror.

At the foot of the berth inboard is a locker with the cabin's entertainment electronics consisting of a Denon AV receiver and a **Sony Blue Ray player (new 4/20)**. A 26" LG LED TV is centered and an auto lit hanging locker with three drawers within is outboard.

The outboard bulkhead has a cabinet with two shelves and a digital safe.

Next aft is a large fixed hull side window with an opaque shade and a translucent Roman shade both electrically operated from either side of the berth.

Below are two fiddled shelves for display.

Also in the cabin are digital AC controls, stereo speakers, 13 overhead LED lights, a

smoke/fire sensor, an escape hatch and an entrance to the VIP Head.

Portside VIP Head

Entered from the aft inboard end is the private VIP Head.

The vanity has two cabinet doors below with a free floating stone countertop and backsplash with a glass vessel sink and a bulkhead mounted fixture.

The toilet is a Jet's head model. The stall shower has a clear glass door and side light, rain type and handheld shower fixtures.

There are six inset shelves for shampoos, etc. and an attractive mini octagon mosaic tile. A hull side window is covered with electrically operated wood blinds.

A full beam mirror extends across the aft bulkhead with ten overhead lights, an exhaust fan and an AC vent.

The sole is white stone with alternating nonskid panels.

Starboard VIP Cabin

The Starboard VIP Cabin is entered via the forward inboard end with a queen berth off the aft bulkhead. Each side of the berth has a timber nightstand with a cabinet below and hidden outlets under a flip up panel. A small accent light is over nightstand. A leather headboard sits upon alternating squares of grey suede in an attractive brick pattern.

The inboard side of the cabin has six drawers under a two piece mirror.

At the foot of the berth inboard is a locker with the cabin's entertainment electronics consisting of a Denon AV receiver and a **Sony Blue Ray player (new 4/20)**. A 26" LG LED TV is centered and an auto lit hanging locker with three drawers within is outboard.

The outboard bulkhead has a cabinet with two shelves and a digital safe.

Next aft is a large fixed hull side window with an opaque shade and a translucent Roman shade both electrically operated from either side of the berth.

Below are two fiddled shelves for display.

Also in the cabin are digital AC controls, stereo speakers, 13 overhead LED lights, a smoke/fire sensor, an escape hatch and an entrance to the VIP Head.

Starboard VIP Head

Entered from the aft inboard end is the private VIP Head.

The vanity has two cabinet doors below with a free floating stone countertop and backsplash with a glass vessel sink and a bulkhead mounted fixture.

The toilet is a Jet's head model. The stall shower has a clear glass door and side light, rain type and handheld shower fixtures.

There are six inset shelves for shampoos, etc. and an attractive mini octagon mosaic tile. A hull side window is covered with electrically operated wood blinds.

A full beam mirror extends across the aft bulkhead with ten overhead lights, an exhaust fan and an AC vent.

The sole is white stone with alternating nonskid panels.

Port Guest Cabin

The Port Guest Cabin is entered via the aft inboard corner with two twin berths separated by a two door timber nightstand with outlets hidden behind a concealed panel. A full beam leather headboard connects the two berths with a mirrored center section and sconce lamp flanked by the suede brick pattern panels found throughout the accommodation areas.

Inboard is an emergency escape hatch. Outboard are two fiddled storage cuddies with a large hull side window above, covered with an opaque shade and translucent Roman shade. Just forward is a cabinet with a Denon AV receiver, a Samsung DVD player and an Apple TV plus a digital safe.

At the foot of the outboard berth is an auto lit hanging locker with three drawers within.

At the foot of the inboard berth is a built in 22" Samsung LED TV. Between is the entrance to the private head.

An escape hatch leads into the Starboard Guest Twin and then into the Crew Area.

This cabin can be reconfigured to a queen size berth by sliding the inboard berth outboard to connect the two beds.

Port Guest Cabin Head

Entered from the aft end of the cabin is the private Port Guest Cabin Head.

The vanity has two cabinet doors below with a free floating stone countertop and backsplash with a glass vessel sink and a bulkhead mounted fixture.

The toilet is a Jet's head model. The stall shower has a clear glass door, rain type and handheld shower fixtures.

There are six inset shelves for shampoos, etc. and an attractive mini octagon mosaic tile. Above the toilet is a hull side window and is covered with electrically operated wood blinds.

A mirror is over the vanity with ten overhead lights, an exhaust fan and an AC vent.

The sole is white stone with alternating nonskid panels.

Starboard Guest Cabin

The Starboard Guest Cabin is entered via the aft inboard corner with two twin berths separated by a two door timber nightstand with outlets hidden behind a concealed panel. A full beam leather headboard connects the two berths with a mirrored center section and sconce lamp flanked by the suede brick pattern panels found throughout the accommodation areas.

Inboard is an emergency escape hatch. Outboard are two fiddled storage cuddies with a large hull side window above, covered with an opaque shade and translucent Roman shade. Just forward is a cabinet with a Denon AV receiver, a Samsung DVD player and an Apple TV plus a digital safe.

At the foot of the outboard berth is an auto lit hanging locker with three drawers within.

At the foot of the inboard berth is a built in 22" Samsung LED TV. Between is the entrance to the private head.

An escape hatch leads into the Crew Area.

This cabin can be reconfigured to a queen size berth by sliding the inboard berth outboard to connect the two beds.

Starboard Guest Cabin Head

Entered from the aft end of the cabin is the private Starboard Guest Cabin Head.

The vanity has two cabinet doors below with a free floating stone countertop and backsplash with a glass vessel sink and a bulkhead mounted fixture.

The toilet is a Jet's head model. The stall shower has a clear glass door, rain type and handheld shower fixtures.

There are six inset shelves for shampoos, etc. and an attractive mini octagon mosaic tile. Above the toilet is a hull side window and is covered with electrically operated wood blinds.

A mirror is over the vanity with ten overhead lights, an exhaust fan and an AC vent.

The sole is white stone with alternating nonskid panels.

Pilothouse

The Pilothouse is accessed via steps up from the Galley, steps down from the Flybridge or forward from the Skylounge.

Vertical windows afford the most helm space and a great visual appeal. Large side windows offer a 270 degree view.

The centerline helm allows for portside seating with a sliding/removable table. A hinged door allows for undisturbed night navigation.

Equipment found in the Pilothouse includes:

Besenzoni leather helm chair
 Leather helm wheel
 CMC Marine Dualis bow thruster controls
 Mouse wheel for navigation/computer control
 Aventix main engine single lever electronic controls
 Port & starboard MAN engine operation start panels
 Furuno Nav Net 3D navigation controls, together with Time Zero navigation computer as backup
 BSC rudder angle indicator w/rudder set point
 Port & starboard Man MMDS-CLC 6.5 engine display gauges
 BSC steering system display controls
 Port & starboard Onyx Marine automation display w/Benetti Wheelhouse monitor
 Furuno satellite compass
 Mitsubishi GOT1000 Autoitalia Actro prime fire & security panel
 Wheelhouse phone
 HP Office Jet Pro 8720 print/scan/fax/copy
 Northrup Gruman - Sperry Marine gyrocompass (2) 15" Display screens, for Furuno Navnet & Time Zero cartography
 SCM helm phone
 Sailor 6301 control unit FM/HF radio
 Sailor 6215 VHF w/DSC
 Stainless trimmed monitor for CCTV camera systems
 Large chart holder w/chart lights & storage below
 Denon RCD-M39 stereo CD receiver
 Leather upholstered dash
 3 Person bench seating
 Removable table, slides fore & aft
 (16) LED overhead lights, 5 of which are red for night navigation
 (2) Overhead stereo speakers
 Smoke/fire detector
 Teak sole
 (6) Air vents
 (4) Windshield wipers/washers
 Stainless grab rail
 General alarm switch
 (6) Cabinets w/breaker panels aft

Ships Monitoring System

Integrated yacht monitoring system, (2) separate systems connected by redundant LAN NET including the following features:(2) 15" Touch screen monitors in Wheelhouse15" Touch screen monitor in Crew Mess5" Touch screen monitor in Engine Room(3) Cumulative alarm repeater panels in Wheelhouse, Engine Room & Crew MessThese systems monitor:Power from generators & shoreNavigation lightsExternal entrances to the yachtMain Engine gas exhaust valves open/closedBilge levelsTank levelsMain engine operationFans & damper positionBatteries & battery chargersElectric pumpsAlarm notification Main Engine emergency stopFire alarm system

Skylounge

Located immediately aft and up two steps from the Pilothouse, the Skylounge offers a secondary entertaining area with a huge amount of amenities. The entire aft bulkhead is glass with the round pneumatic elevator ascending to the port aft corner of this area. To starboard is a newly recovered L shaped sofa and swivel occasional chair arranged around a stainless and glass coffee table.

In the forward end of the room is a four person card table of stainless and black leather with four white leather chairs.

Hidden behind alternating finish wood cabinets are the following items:

Isotherm drink fridgeStainless steel sinkFrigomar clear icemakerDunavox Two Zone 48 bottle wine coolerLiquor storageGlass storage

Aft to port is a cabinet with additional storage and a popup TV 40" LED TV.

Forward to starboard is the Skylounge Day Head and six angled steps up to the Flybridge.

Also in the Skylounge, 24 overhead LED lights, five channel stereo speakers, smoke/fire sensor, full drapes aft, electric opaque shades and translucent Roman shades, a wood sole, pointed overheads and the area's entertainment electronics consisting of a Denon AV receiver, **Sony Blue Ray player (new 4/20)** and a Direct TV Sat receiver.

Skylounge Day Head

The Skylounge Day Head has a vanity with two cabinet doors below a floating marble countertop with a glass vessel sink and bulkhead mount fixture. Next forward is a small window with electric wood blinds and two shelves below.

The toilet is a Jet head. The sole is white marble with alternating nonskid panels. The sliding door to the Flybridge acts as a opaque skylight for this area.

Skylounge Aft Deck

Teak over fiberglass deck Triple stainless steel rail, aft & sides (4) Stainless steel sunshade support poles w/removable sunshade Varnished teak flag staff Upholstered two person aft facing seat w/a cocktail table, neither fixed in present position Low level deck lighting Fire station/wash down cabinet 10 Step teak tread sun deck access stairs w/stainless steel railing & safety rail located over Aft Deck stairs Round 8' varnished teak dining table w/fixed stainless steel base & cover, (8) dining chairs, (2) occasional chairs (4) Overhead stereo speakers Overhead DC strip lighting Full glass three panel bulkhead leading to Skylounge, electric auto door to port Starboard side bar unit w/sink, Gaggenau cooktop, Frigomar stainless steel icemaker, Isotherm stainless steel drink fridge & storage cabinet w/cover Portside matching FRP cabinet to hold plates, cups, glasses for outdoor use w/cover 36" Aqualite outdoor TV above cabinet w/cover

Flybridge Deck

Teak over fiberglass deck 6' Varnished round dining table w/(10) stainless steel trimmed dining chairs (2) Matching chaise lounges Large centerlined sun umbrella on stainless steel base Rain type overhead shower in aft port corner Triple stainless steel safety rails around deck, aft & sides Low level deck lighting (2) 16 Man Zodiac life rafts w/hydrostatic release mounted outboard of rails **(both recertified 3/20)** Aft access from Skylounge deck Forward access from Pilothouse Custom two level FRP box to hold elevator pumps doubles as seating FRP arch type hardtop w/10' FRP forward facing shade & 5' aft facing retractable fabric shade Professional Grade 30" stainless steel free standing gas BBQ grill w/cover Portside FRP bar unit w/ stainless steel sink, three cabinets & varnished teak raised bar area, next forward is a continuation of the bar with matching cabinet housing a stainless steel Isotherm drink fridge, a Frigomar clear ice icemaker & the Flybridge entertainment system consisting of a Denon A/V receiver, a Nextwork DVD player, a Direct TV Sat receiver, all behind a gasketed door. A popup Aqualife HD TV is furthest forward in an FRP enclosure.

To starboard opposite the bar is a three person settee and two swivel bar stools mounted facing forward with a custom glass bar top. This overlooks the sliding door into the Pilothouse area.

Next forward is the Flybridge Helm.

Centerline is a six person hot tub/spa with a teak grate border to act as a splash-drain.

To port is a sun cushion area with equipment access hatches below. A loose upholstered chair faces forward for the best seat in the house while underway! An umbrella with a stainless steel base shades this area as needed.

Handheld shower at hot tub.

Flybridge Helm Area

Teak & fiberglass decking
EPIRB w/auto display
Sliding door to Pilothouse area
Stainless steel trimmed Venturi windshield
Taco Metals helm seat/leaning post w/cover (new 2018)
Helm cover
Wood helm wheel (**varnished 3/20**)
Carbon fiber look dash panels (new 2018) for rearrangement of instruments to accommodate the larger Furuno screen
Furuno Nav Net 3D 12" screen
Analog VDO engine gauges
Urania 4" magnetic compass
Furuno RD 33 data readout
CMC Marine bow thruster joystick
MAN start/stop panel for engines
Navis AP 3000 autopilot control panel (**new 3/20**)
Rudder & set point analog indicators
BCS steering system control panel
Remote searchlight controls
Aventix single lever electronic engine controls
Sailor VHF remote (**new 3/20**)
Access hatch below helm
Helm cover

Panasonic mast camera \$4000 (new 3/20)

Crew Area

Down ten angled steps from the forward end of the Galley is the Crew Area. At the bottom of the stairs is the Crew Mess with the following items:

Marble topped three door storage cabinet with undermount stainless steel sink
Miele two door refrigerator/freezer
15" CCTV monitor
15" Alarm panel monitor
(2) Storage cabinets flanking a hull side window w/drapes
5 - 6 Person dinette w/matching stool
Technical locker w/breakers, pump switches, etc.
Digital AC controls
Wood sole
Samsung 22" LED TV
Escape hatch from Guest Cabins
Smoke/fire sensor

Going forward to both port and starboard are two over/under cabins with Samsung TV's, fixed hull windows, hanging lockers, drawers and digital AC controls. The Starboard Cabin is slightly larger with an en suite head including a vanity, Jet head and a stall shower. The Port Cabin's Head is outside the cabin but otherwise identical.

All the way forward up four steps is the Captain's Cabin with over/under bunks, a double door hanging locker with safe and a private head with vanity, jet toilet and stall shower.

To have three separate crew cabins including three heads with stall showers is rare at 108' and will be appreciated by the yacht's new crew.

Foredeck

(2) 150 Kg (330 lb.) Galvanized Pool style anchors each w/360' of 14 mm galvanized chain
Fortress FX-125 spare anchor (stowed)
(2) Muir vertical electric windlasses, 230 volt, 3 phase 50 HZ
(2) Chain stoppers for windlasses
Chain locker access hatch w/additional line & fender storage
Anchor chain wash down system
Under deck bosuns

locker aft of chain locker Stainless steel pennant staff w/bell Low level deck lighting Triple chrome air horns (4) Pantograph windshield wipers & washers Fire hose & wash down hose connection to starboard Portside windlass remote control locker Starboard side bow shore power connection locker Bow seating area just forward of windlasses, includes teak table & umbrella Large storage/Bosun locker forward w/port & starboard access hatches, plus Master Cabin escape hatch Sun pad/seating area aft of windlasses Dual bow cleats & fairleads Teak over fiberglass decking Center teak tread walkway to upper sun pad area for 4 – 5 persons, just forward of Wheelhouse with stainless steel handrails, Fusion stereo, Sony speakers & low level lighting Raised FRP bulwarks w/stainless handrails cut out in bulwarks at master house side windows Exterior shade covers for the Master Cabin windows

Side Decks

Teak over fiberglass side decks Portside Pantograph Galley entrance door Starboard side sliding lobby entrance door Side deck overhang – from Master Cabin aft Raised FRP bulwarks w/cutouts at full height Salon windows Stainless steel handrails above FRP bulwarks Custom electrically operated starboard side entry door in Salon Multiple freeing ports at deck level Twin port & starboard spring line cleats w/fairleads Portside Pantograph Engine Room door 7 Step “Tracy” stowable boarding gangway Port & starboard water tank fill fittings (2) Life rings w/man overboard lights Low level deck lighting (2) CC TV cameras Overhead LED strip lights (2) Mounted boat hooks Clean oil/duty oil tank access points Port & starboard hinged Pantograph FRP boarding doors w/rail breaks Starboard side emergency Engine Room escape hatch

Aluminum engine exhaust covers at waterline repainted 3/20

Aft Deck

Teak over fiberglass decking Full Flybridge overhang for shade & weather protection Built in Aft Deck seating for 4 – 5 w/(5) loose chairs & storage below **(cushions dry cleaned and stored 3/20)** (10) Step teak treads to the Aft Skylounge Deck w/stainless steel handrails (2) Muir electric warping capstans 230V 3 phase 50 HZ Raised stern cleats w/capstan motors below (2) Sun Deck stainless steel support poles (4) Overhead stereo speakers CCTV camera (2) Quick Disconnect freshwater wash down lockers (2) Life rings w/retrieval lines Portside shower at swim platform steps Stern electric connection locker, port Compressed air station starboard (11) Overhead LED strip lights (5) Teak steps port & starboard down to swim platform w/custom stainless steel handrails Hinged stainless steel gates at top of steps to swim platform Besenconi passarelle, telescoping, 3 section Teak over FRP swim platform Large FRP hinged hatch into tender garage (12) Lopolight underwater lights, (4) port, (4) center, (4) starboard

Engine Room/Mechanical Equipment

The Engine Room is entered via the portside deck through a Pantograph door. Eight steps lead to below.

The main ship's electrical panel is at the base of the stairs. Aft are two pairs of Miele Softronic washers and dryers, (2 washers, 2 dryers) and a two door storage locker.

The Engine Room is arranged in a U shape around the central tender garage.

Equipment includes:

Twin MAN 1000 HP, V-8, 4 stroke diesel engines
 Manual/electric valves at main engine exhaust
 Generator mufflers
 Fluorescent AC lighting
 Emergency DC lighting
 Digital control panel for Gianneschi Engine Room ventilation
 Central door into garage(2) Digital MAN engine controls panels w/start/stop & emergency stop
 Fold down stainless steel sink
 Electrical valve solenoids for main engine exhaust atmospheric bypass
 Dual Racor 75/1000 fuel filters w/vacuum gauges w/drip trays
 Remote mounted dual MAN engine secondary filters w/drip traps
 Dual Racor 500's for each generator w/vacuum gauges w/drip traps
 7 Valve stainless steel fuel manifold(2) New shaft seals 9/193 ½" Heavy stainless steel rail around each engine
 Tool shelf above each engine(2) Freshwater spigots w/hoses
 CCTV camera
 Heat/fire sensors
 Flashing warning lights overhead
 Clean oil pump (220V)
 Dirty oil pump (220V)
 Emergency Engine Room escape ladder/hatch(2)
 Frigobar chilled water chillers in enclosure, chillers new 2018
 AC raw water & circulation pump relay box w/backup pumps & digital display
 Aluminum knocked plating, hinged or removable as needed(2) FRP sea chests for main engines w/stainless steel exterior grills
 (2) FRP sea chests for generators & chiller cooling w/stainless steel exterior grills
 (2) FRP structural boxes for underwater exhaust
 Sound insulation
 400 Volt 3 phase fuel transfer pump
 Manual fuel transfer pump for emergency purposes
 Emergency fuel shutoff valves at each fuel tank
 Remote fuel level gauge w/high & low level alarm
 Stainless steel fuel piping
 CuNi piping for any pipe carrying seawater
 304 Stainless steel exhaust pipe w/epoxy coatings(2) Exhaust gas/water separators on generator exhausts
 61 Kg FM 200 fixed fire system designed to stop ventilation fans, close air duct dampers & close fuel oil valves, **system recertified 3/20 including all handheld extinguishers**
 Bilge suction manifold system to five watertight compartments (2) 220 Volt bilge pumps/fire system pumps(4) Fire hydrants, (2) Main Deck, Upper Deck, Engine Room
 (2) Gianneschi stainless steel hot water boilers 150 liters each
 (2) Hot water circulation pumps
 Tecma sewage system
 Gianneschi service air compressor
 Axial fan for inlet w/fire damper **(new bearings 3/20)**
 Axial fan for exhaust air w/fire damper
 Rentjes reduction gears 4:053 to 1 gear ratio
 3 ½" Marincox 17 stainless steel prop shafts
 Twin 3 blade 400V 3 phase 37 KW bow thruster in 18" tube
 Gianneschi diesel crash pump - **injector system rebuilt**
 CMC electric at anchor stabilizers w/70" x 40" fins
 Oil change system
 Hydraulic steering system w/(2) pumps
 Emergency steering system w/wheel, rudder angle indicator
 Stainless steel Idromar watermaker 1140 GPD, 1011 hours on meter
 Commercial pre-filter for

watermaker Large tool rack on starboard side of gauge in Engine Room

Thorough inspection in all mechanical areas, hoses & clamps, replaced as recommended

Feb. 2020 oil samples (6) all recorded as normal

March 2020 4 year main engine service, M1-M5-A, by Marine Diesel Specialists, Ft. Lauderdale Work included: Drain coolant

R&R all four compressor housings R&R charge air coolers for cleaning R&R Titanium cooling plates (heat exchanger) for cleaning Clean turbos (4) R&R valve cover gaskets (16) R&R gear coolers for cleaning Rebuilt raw water pumps (2) Set valve lash R&R boost pipes Replaced hoses as needed Fill with new coolant Replace zincs (4) Replace air filters (2) \$26,000 Work completed at 2288 engine hours

Electrical

400/230 VAC 3 phase 50 HZ system 120 VAC single phase 60 HZ system via ASEA converter 24V Emergency light system w/dedicated batteries 24V Radio batteries set 24V Service batteries set (2) Sets 24V starting batteries (2) Sets 24V generator start batteries 24V Electronic battery set - on main deck Battery parallel system between engine start battery sets Mastervolt main engine battery charger, 24 volt, 50 amp Mastervolt generator battery charger, 12 volt, 25 amp Mastervolt service battery charger, 24 volt, 50 amp Mastervolt radio battery charger, 12 volt, 25 amp Mastervolt backup radio/service/emergency battery charger, 24 volt, 50 amp Mastervolt electronics battery charger, 12 volt, 25 amp Full boat bonding system w/ground plate Lightning conductor fitted at mast top Starboard 1500 RPM Kohler 50 KW 400V 50 HZ generator in sound shield, **4490 hours as of 4/20** Port 1500 RPM Kohler 50 KW 400V 50 HZ generator in sound shield, **4185 hours as of 4/20** ASEA 60 KVA (two 30 KVA) frequency converters, master & slave ASEA 18 KVA 120 converter to power 120 volt outlets throughout the vessel Lighting in vessel is 24V AC & 230 volt AC Emergency lighting throughout is 24V DC International Navigation lights fed from service & emergency battery banks (7) Battery shutoff switches

Main Engine Room electrical panel with: Digital generator panels w/IMF digital multimeters Analog 0-500 volt meter Analog HZ meter Synchro gauge (2) Generator selector switches w/generator RPM dials Digital multi meter for supplied

power 6.5" LCD screen for shipboard alarm system Light up switches for fire pump, bilge pump, fuel pump, sewage pump,

scupper pump, clean oil pump, dirty oil pump Exhaust valve controls for electric actuators w/manual override (52) Breaker protected 400V AC circuits (16) Breaker protected 220V AC circuits Secondary Engine Room 24V panel with: Analog generator service voltmeter Analog engine service voltmeter Analog service battery voltmeter (4) Analog charge & discharge meters (34) Breaker protected 24V CC circuits (6) Auto bilge pump indicator lights (6) Area electric bilge valve switches w/high water indicators

(2) 12 Volt gel batteries for diesel crash pump (1 new 3/20)

Garage

230 Volt electric winch & trolley for jet tender Removable swim ladder installs on open garage door Hinged FPR garage door w/hydraulic actuator (2) Sea Bob scuba jets model FS 5LED lighting overhead Access panels to equipment (6) Overhead rod racks (2) Foldable go-cycles electric bikes CCTV camera

Tender

2018 14' 9" Williams 445 diesel jet tender 110 HP Yanmar diesel engine Beam 6' 7" 1825 lbs. dry 7 Person seating capacity 18 Gallon fuel capacity 40 MPH top speed 3 Double bench seats, plus bow seat Carbon white tubes VHF radio AIS transmission system LED deck lights Folding console Faux teak decking Navigation lights Battery shutoff switch Step pads Integral swim platform

Construction Notes

- Bulbous bow for increased waterline length and head sea wave damping
- Built to RINA class Notation C Maltese Cross, Hull, Mach Y, expires upon launch/delivery
- Integral FRP tankage (all)
- Superstructure Main Deck has PVC foam/wood core w/two external skins
- Skylounge deck house is FRP/carbon fiber sandwich for weight savings
- Five watertight bulkheads providing six watertight compartments
- Floating floors/paneling/false ceiling/interior partions
- 12 mm Original thickness for teak decking

Additional Measurements

Waterline length 91' 7" with full load Gross Tonnage

210Displacement load load	140 tons light load 170 tons full load 7' 4" full load	160 tons half 6' 2" light
Clean oil tank gallons water	79.3 gallons Freshwater 462 gallons	Dirty oil tank 79.3 Black water 462 gallons Grey

Owner Improvements

- Upon purchase the Owner added a two deck pneumatic elevator to serve the Main and Skylounge Deck
- Replaced both AC chillers
- Updated the navigation electronics
- Fully serviced her ASEA power converter
- New 445 diesel Williams jet tender
- Fall 2019 yard visit with bottom paint, prop recondition, new dripless shaft seals, service of pumps and valves as needed
- **March 2020 major 4 year engine service**

Remarks

Purchased by a lifelong yachtsman in early 2018 this 108' Benetti Tradition Supreme was chosen for the incredible amount of space in her relatively compact size. The amount of ambient lighting from her large windows on all decks create an open air feeling and only contribute to the spacious feeling of her indoor spaces. The outdoor areas of the yacht are nothing short of amazing with a full three decks of shaded luxury with three separate areas for alfresco dining, three areas for sun worshipping, bars, grills, hot tubs and more!

A proper tender garage allows for storage of a brand new diesel Williams 445 jet tender and other toys.

Her owner raves about the low noise levels whether cruising at 12 knots or anchored with her At Rest stabilizers. Fuel economy at 10 knots is an astounding two gallons per mile!

With her ASEA power converter LADY ATTITUDE can take you almost anywhere you want to go.

Now located at Lauderdale Marine Center's FTZ Docks for showing to anyone including US citizens

Exclusions

While every effort was made to list all pertinent included equipment aboard LADY ATTITUDE, there are some personal belongings aboard. Prospective purchasers should assume any item not specifically mentioned herein will not convey at closing.

Disclaimer

The Company offers the details of this vessel in good faith but cannot guarantee or warrant the accuracy of this information nor warrant the condition of the vessel. A buyer should instruct his agents, or his surveyors, to investigate such details as the buyer desires validated. This vessel is offered subject to prior sale, price change, or withdrawal without notice.

Exclusions


Owner's personal belongings.

Disclaimer

The Company offers the details of this vessel or yacht in good faith but cannot guarantee or warrant the accuracy of this information nor warrant the condition of the vessel. A buyer should instruct his representatives, agents, or his surveyors, to investigate such details as the buyer desires validated. This vessel or yacht is offered subject to prior sale, price change, or withdrawal without notice.

PHOTOS


Salon Looking Forward




Salon Starboard Side Door



Salon Looking to Port



Salon Looking Aft




Dining Salon Looking Forward




Dining Salon Looking to Starboard




**Dining Salon Looking Aft with Elevator
to Port**




Dining Salon Looking Aft




Galley Looking Forward




Galley Looking Aft



Galley Crew Entrance



Main Entry Foyer




Day Head



Master Head




Master Looking Forward



Master Looking Aft




Master Looking to Port




Portside VIP Looking Aft




Portside VIP Looking Forward



Portside VIP Head




Starboard Side VIP Looking Aft




Starboard Side VIP Looking Forward




Starboard Side VIP Head




Portside Guest Cabin Looking Forward




Portside Guest Cabin Looking Aft




Portside Guest Head



Starboard Guest Cabin Looking Forward



Starboard Guest Cabin Looking Aft



Starboard Guest Head



Pilothouse




Pilothouse Looking to Starboard



Pilothouse Looking to Port



Skylounge Looking Aft



Skylounge Looking to Port



Skylounge Looking to Starboard



Skylounge Looking Forward




Skylounge Looking Forward



Skylounge Elevator




Skylounge Day Head



Skylounge Deck Looking Aft




Skylounge Deck Dining



Skylounge Deck Bar



Skylounge Deck Looking Forward



Skylounge Deck Aft



Skylounge Deck Aft



Skylounge Deck Access



Flybridge Deck Access



Flybridge Deck Dining




Flybridge Deck Looking Forward




Flybridge Deck Seating and Bar



Flybridge Deck Looking Forward



Flybridge Deck Looking Aft




Flybridge Bar




Flybridge Bar Portside




Flybridge Hot Tub



Flybridge Helm




Flybridge Pilothouse Access



Flybridge Looking Aft



Flybridge from Above



Bow from Above



Boat Sun Pad



Bow Sun Pad



Bow Seat



Pilothouse Sun Pad



Side Decks



Starboard Side Deck Auto Door



Aft Deck



Aft Deck



Aft Deck



Aft Deck Stairs to Skylounge Deck




Aft Deck




Engine Room Looking Forward




Port Engine



Starboard Engine



Garage



Garage



Garage



Garage



From Above



Alternate Profile



Alternate Profile



Alternate Profile



Alternate Profile



Alternate Profile




Alternate Profile




Stern




Stern




Aft Detail




Midship Detail



Forward Detail



GA with elevator



CONTACTS

Andrey Shestakov, leading yacht broker of the sales department of Shestakov Yacht Sales Inc. Shestakov Yacht Sales Inc., the official representative of the Miami/Fort Lauderdale FL headquarters.

Contact details

Email: **andrey@shestakovyachtsales.com**

Web: shestakovyachtsales.com/en/

Telephones

USA: **+1(954)274-4435**

Office hours

Monday – Saturday: **9:00 - 21:00** EDT

Sunday: **closed**

Address



Harbour Towne Marina, 850 NE 3rd St, STE 213, Dania, FL 33004