

## LADY ATTITUDE — BENETTI



**Судостроитель:** BENETTI

**Год постройки:** 2014

**Модель:** Моторная яхта

**Цена:** ЦЕНА ЯХТЫ ПО ЗАПРОСУ

**Местонахождение:** United States

**Длина общая:** 108' 3" (32.99m)

**Ширина:** 24' 3" (7.39m)

**Мин. осадка:** 6' 2" (1.88m)

**Макс. осадка:** 7' 4" (2.24m)

**Крейс. скорость:** 12 Kts. (14 MPH)

**Макс. скорость:** 15 Kts. (17 MPH)

Купить **Lady Attitude — BENETTI** а также выбрать подходящую вам яхту из нашего **каталога яхт** вам поможет опытный яхтенный брокер Андрей Шестаков. На сегодняшний день компания **Shestakov Yacht Sales Inc.** имеет большое количество яхт в **собственном списке продаж**, а также тесно сотрудничает со всеми крупными **яхтенными производителями** по всему миру.

Для того чтобы купить яхту **Lady Attitude — BENETTI** а также проконсультироваться по любому вопросу связанному с покупкой, продажей, чартером яхт позвоните по телефону **+7(918)465-66-44**.

# ОГЛАВЛЕНИЕ

---

ОГЛАВЛЕНИЕ	2
ХАРАКТЕРИСТИКИ	8
Основная информация	8
Размеры	8
Скорость, вместимость и масса	8
Размещение	9
Корпус и палуба	9
Информация о двигателе	9
ПОДРОБНОЕ ОПИСАНИЕ	10
Walkthrough	10
Salon	11
Dining Salon	11
Galley	12
Entry Foyer	12
Day Head	12
Master Head	13
Master Cabin	13
Lower Accommodation Foyer	14
Portside VIP Cabin	14
Portside VIP Head	15
Starboard VIP Cabin	15
Starboard VIP Head	16
Port Guest Cabin	16
Port Guest Cabin Head	16
Starboard Guest Cabin	17
Starboard Guest Cabin Head	17
Pilothouse	18
Ships Monitoring System	18

Skylounge	19
Skylounge Day Head	19
Skylounge Aft Deck	20
Flybridge Deck	20
Flybridge Helm Area	21
Crew Area	21
Foredeck	21
Side Decks	22
Aft Deck	22
Engine Room/Mechanical Equipment	23
Electrical	24
Garage	25
Tender	25
Construction Notes	25
Additional Measurements	25
Owner Improvements	26
Remarks	26
Exclusions	27
Disclaimer	27
ИСКЛЮЧЕНИЯ	27
ОТКАЗ ОТ ОТВЕТСТВЕННОСТИ	27
<b>ФОТОГРАФИИ</b>	<b>28</b>
Salon Looking Forward	28
Salon Starboard Side Door	28
Salon Looking to Port	28
Salon Looking Aft	28
Dining Salon Looking Forward	28
Dining Salon Looking to Starboard	28
Dining Salon Looking Aft with Elevator to Port	29

---

Dining Salon Looking Aft	29
Galley Looking Forward	29
Galley Looking Aft	29
Galley Crew Entrance	29
Main Entry Foyer	29
Day Head	30
Master Head	30
Master Looking Forward	30
Master Looking Aft	30
Master Looking to Port	30
Portside VIP Looking Aft	30
Portside VIP Looking Forward	30
Portside VIP Head	30
Starboard Side VIP Looking Aft	31
Starboard Side VIP Looking Forward	31
Portside Guest Cabin Looking Forward	31
Starboard Side VIP Head	31
Portside Guest Cabin Looking Aft	31
Portside Guest Head	31
Starboard Guest Cabin Looking Forward	31
Starboard Guest Cabin Looking Aft	31
Starboard Guest Head	32
Pilothouse	32
Pilothouse Looking to Starboard	32
Pilothouse Looking to Port	32
Skyounge Looking Aft	32
Skyounge Looking to Port	32
Skyounge Looking to Starboard	32
Skyounge Looking Forward	32

---

Skylounge Looking Forward	33
Skylounge Elevator	33
Skylounge Day Head	33
Skylounge Deck Looking Aft	33
Skylounge Deck Dining	33
Skylounge Deck Bar	33
Skylounge Deck Looking Forward	33
Skylounge Deck Aft	33
Skylounge Deck Aft	34
Skylounge Deck Access	34
Flybridge Deck Access	34
Flybridge Deck Dining	34
Flybridge Deck Looking Forward	34
Flybridge Deck Seating and Bar	34
Flybridge Deck Looking Forward	34
Flybridge Deck Looking Aft	34
Flybridge Bar	35
Flybridge Bar Portside	35
Flybridge Hot Tub	35
Flybridge Helm	35
Flybridge Pilothouse Access	35
Flybridge Looking Aft	35
Flybridge from Above	35
Bow from Above	35
Boat Sun Pad	36
Bow Sun Pad	36
Bow Seat	36
Pilothouse Sun Pad	36
Side Decks	36

---

Starboard Side Deck Auto Door	36
Aft Deck	36
Aft Deck	36
Aft Deck	37
Aft Deck Stairs to Skylounge Deck	37
Aft Deck	37
Engine Room Looking Forward	37
Port Engine	37
Starboard Engine	37
Garage	37
Garage	37
Garage	38
Garage	38
From Above	38
Alternate Profile	38
Alternate Profile	38
Alternate Profile	38
Alternate Profile	38
Alternate Profile	38
Alternate Profile	39
Stern	39
Stern	39
Aft Detail	39
Midship Detail	39
Forward Detail	39
GA with elevator	39
<b>КОНТАКТЫ</b>	<b>40</b>
Контактная информация	40
Телефоны	40

---

---

Время работы	40
Адрес	40

---

# ХАРАКТЕРИСТИКИ

## Основная информация

<b>Тип судна:</b> Моторная яхта	<b>Подкатегория:</b> Flybridge
<b>Модельный год:</b> 2015	<b>Год постройки:</b> 2014
<b>Страна:</b> United States	<b>Верх:</b> Hardtop
<b>Открытая палуба мостика:</b> Да	

## Размеры

<b>Длина общая:</b> 108' 3" (32.99m)	<b>Длина по ватерлинии:</b> 91' 7" (27.91m)
<b>Ширина:</b> 24' 3" (7.39m)	<b>Мин. осадка:</b> 6' 2" (1.88m)
<b>Макс. осадка:</b> 7' 4" (2.24m)	

## Скорость, вместимость и масса

<b>Крейс. скорость:</b> 12 Kts. (14 MPH)	<b>Дальность на крейсерской скорости:</b> 2300
<b>Макс. скорость:</b> 15 Kts. (17 MPH)	<b>Чистый вес:</b> 210 Pounds
<b>Вместимость воды:</b> 925 Gallons	<b>Вместимость сточного бака:</b> 462 Gallons
<b>Объем топливного бака:</b> 6535 Gallons	



## Размещение

---

**Всего кают:** 5

**Спальные места:** 10

**Всего ком. состава:** 7

**Каюта капитана:** Да

**Каюты экипажа:** 3

**Спальных мест экипажа:** 6

## Корпус и палуба

---

**Материал корпуса:** Fiberglass

**Дизайнер экстерьера:** Stefano Reghini

**Дизайнер интерьера:** Benetti

## Информация о двигателе

---

**Двигатели:** 2

**Производитель:** MAN

**Модель:** D2868LE423 V-8

**Тип двигателя:** Inboard

**Тип топлива:** Diesel

---

# ПОДРОБНОЕ ОПИСАНИЕ

---

## Walkthrough

---

Boarding LADY ATTITUDE is either via the passarelle aft, the swim platform from a floating dock or from the port or starboard boarding gates on the aft third of the yacht.

Once on the Aft Deck there is a large bench aft to seat six with two twin single pedestal tables and a drop in leaf to make one large table.

Easy steps to the Third Deck are to starboard. A large curved sliding door into the Salon is centerline.

The Salon has port and starboard built in cabinetry to disguise the yacht's air trunks. Forward to port is an off white leather L shaped sofa with the outboard corner removed to make way for a round 37" elevator to the Sky Lounge.

Next forward is a low cabinet to house the yacht's tableware followed by a ten place marble Dining Room table.

Of interest in the Salon are full height port and starboard windows.

Forward to port is the full Galley with access to the Crew Area below deck.

To starboard is the side deck entrance lobby with stairs to the four cabins below, steps to the Pilothouse, the Day Head and the entrance to the Master Cabin, forward.

The on deck Master has a large walk in wardrobe, a large Head with dual sinks and a steam shower. All the way forward is the king berth Master Cabin with large side windows, dual nightstands and a desk.

The Guest Cabins are reached via a winding set of stairs from the Main Companionway. Aft are mirror image walk around queen berth cabins each with private heads and shower. Forward are two twin berth cabins with a nightstand between. They also, each have generous heads and showers.

The Skylounge Deck starts with the expansive Pilothouse including 90% of the yacht's navigation electronics, a settee with table and a 270 degree view forward. There is direct access from the Galley Crew Area via separate stairs as well as the main entrance lobby.

Aft and up three steps is the Skylounge with a four place table, L shaped sectional settee, service bar, steps to the Flybridge, a Day Head and a glass bulkhead leading aft.

The Salon elevator leads to the Skylounge Deck giving the owner elevator access to the

public area of the yacht.

The Skylounge Aft Deck has an 8 foot round dining table with eight chairs, a service bar, settee and steps to the Flybridge. This area is fully shaded by a hardtop.

Steps aft to starboard lead to the Flybridge. A smaller version of the round dining table is centered under the arch and FRP shade with a sliding fabric top aft. Chaise lounges are aft for sunning. Forward is a walk behind bar, loose and fixed seating, the jacuzzi tub and to starboard the occasional Flybridge helm with access to the Pilothouse below.

The Crew Area reached from the Galley includes a crew mess and three separate crew cabins each with an en suite head.

A note about the interior finishes of LADY ATTITUDE:

Most of the yacht's sole is Zebrawood Tabu planking with a satin varnish. Her principal joinery is an unstained light walnut with a mix of three different woods, finishes and textures. Off white lacquer, smooth Zebrawood Tabu and a raised grain Zebrawood structured wood are used together to create very striking interior joinery, so much so, there is almost no room or need for interior artwork.

---

## Salon

---

The Salon is entered via a manual sliding door from the Aft Deck or an automatic electric sliding door from the starboard side deck all the way aft. This floor to ceiling glass gives a very open feeling to the Salon.

The sole is a planked Zebrawood sole. To both port and starboard are built in cabinets, the starboard with a 40" Samsung HD TV, to port, a two shelf display cabinet. Both of these items disguise the Engine Room air trunks. To port are two three person sofas arranged in an L shape with the three level chrome and glass coffee table lying in front. Two upholstered occasional chairs face the sofa all set upon a wool area rug. In the corner between the sofas is a new 37" pneumatic elevator that rises to the Skylounge Deck.

Also in the Salon are 21 overhead LED lights, full drapes at the windows/doors, four stereo speakers and digital AC controls.

---

## Dining Salon

---

Open to the Salon and separated only by a low cabinet, forward of the sofa is the Dining Area. Centered is a 12 person stone dining table on a wood sole contiguous from the Salon. Opposite of those in the Salon the portside windows are floor to ceiling and the starboard side are above the cabinets with partial storage below.

The four cabinets aft of the dining table house plates, glasses and service items.

Forward of the dining table in alternating panels with display shelves are five opening cabinets fitted for glassware, service items, etc. The Salon's entertainment equipment consisting of a Denon A/V receiver, **Sony Blue Ray player new (4/20)**, a QSC power amp and a Direct TV receiver.

Also in the Dining Salon are 14 overhead LED lights, two stereo speakers and a hidden subwoofer.

---

## Galley

---

The Galley is entered via a sliding pocket door from the portside forward of the Dining Salon. A large window with blinds is over the sink.

Aft and inboard are steps to the Pilothouse. All the way forward are steps to the Crew Area.

Features of the Galley include:

Wood sliding pocket door  
Corian countertops  
Hidden/concealed Miele fridge & freezer  
Frigamar digital AC control  
Miele convection microwave  
Miele coffee machine  
Large outboard window w/blinds  
Miele dishwasher  
Full size stainless sink w/removable spray faucet  
Garbage disposal  
Broan trash compactor  
New 4 burner Miele Induction glass cooktop (new 2018)  
Miele full size oven/  
Miele exhaust hood  
Stainless GE full size side by side fridge freezer  
Pantograph door to side decks  
Hidden full size freezer  
Denon CD receiver  
RCD - M39(7) Steps up to Helm Deck(8) Steps down to Crew Mess(5) Drawers(14) Cabinet doors  
GFCI outlets 110V & 220V(13) Overhead LED lights  
Wood plank sole(2) Smoke/fire alarm sensors

---

## Entry Foyer

---

A dual pane sliding door gives formal entry to the yacht.

The sole is marble. A small hanging locker with shelf is opposite. Next forward are steps to below, followed by a three shelf bookshelf and steps to the Pilothouse.

---

## Day Head

---

Next forward is the Day Head with a vanity and a glass vessel sink on a white quartz countertop. The sole is white marble. The toilet is a "Jets" jet head.

Inboard is a hidden panel that leads to a technical space with rack storage for the

router and computer associated equipment, breaker panels, storage and a dedicated AC fan coil.

---

## Master Head

---

Next forward behind a hinged door is the Master Cabin. Up two steps is a walk in wardrobe with two hanging rods, shoe racks, open shelves and a full size dressing mirror. Also in this cabin is a Denon A/V receiver, **Sony Blue Ray player (new 4/20)**, a Direct TV receiver and a digital safe.

Outboard below the house side windows with both electrically operated opaque shades and translucent Roman shades are five mirrored storage cabinets.

Next forward inboard is the Owner Head. Two glass vessel sinks sit atop a white marble countertop with bulkhead faucets above. Two door storage vanities flank an open vanity area with an upholstered stool.

The steam shower has a clear glass door and sidelight as well as a seat, overhead rain type shower fixture and a shower wand. The toilet is in a separate area behind an obscure glass door. The toilet is a jet head. The large house side window has electric shades. The sole of the Head is white marble with alternating nonskid panels.

Besides the vanities there are no less than eight storage cabinets with contrasting wood doors.

Also in the Head are nine overhead LED lights as well as LED strip lighting behind soffit moldings. Digital AC controls are also in this area.

---

## Master Cabin

---

Next forward is the Master Cabin with a king size berth off the forward bulkhead. The mattresses have been replaced with two custom fully adjustable (head and leg) "Axel Bloom" German made beds (cost \$6K). This was accomplished without any modifications to the berth allowing replacement with a standard mattress if desired.... but you won't!

Both port and starboard are twin two door nightstands with concealed flip up panels, for outlets, remotes, chargers, etc. Above is a reading/accent lamp.

The headboard is grey leather with an upholstered headrest. The forward bulkhead has a raised random brick pattern in small suede panels.

At the foot of the berth is a 40" Samsung HD TV and a vanity with a drawer and stool.

What is remarkable about this cabin is the huge house side windows and cut down

outboard bulkheads affording a wonderful view of the sea, rarely found outside of the Benetti line of yachts.

A full translucent shade and a separate Roman opaque shade rise at the click of a button.

Also in this cabin is a wood sole to match the Salon, 17 overhead lights, two stereo speakers, a center channel speaker and digital AC controls.

---

## Lower Accommodation Foyer

---

Opposite the lobby entrance are ten angled steps to the Lower Deck Accommodations. Five hidden panels open for stewardess and linen storage at the lower deck level.

Aft are two identical en suite queen VIP's. Forward are two identical en suite twin bed cabins.

A large storage/technical area is accessed via a door under the stairs.

A large mirror forward and plenty of overhead LED lighting give a feeling of spaciousness.

---

## Portside VIP Cabin

---

The Portside VIP Cabin is entered via the forward inboard end with a queen berth off the aft bulkhead. Each side of the berth has a timber nightstand with a cabinet below and hidden outlets under a flip up panel. A small accent light is over nightstand. A leather headboard sits upon alternating squares of grey suede in an attractive brick pattern.

The inboard side of the cabin has six drawers under a two piece mirror.

At the foot of the berth inboard is a locker with the cabin's entertainment electronics consisting of a Denon AV receiver and a **Sony Blue Ray player (new 4/20)**. A 26" LG LED TV is centered and an auto lit hanging locker with three drawers within is outboard.

The outboard bulkhead has a cabinet with two shelves and a digital safe.

Next aft is a large fixed hull side window with an opaque shade and a translucent Roman shade both electrically operated from either side of the berth.

Below are two fiddled shelves for display.

Also in the cabin are digital AC controls, stereo speakers, 13 overhead LED lights, a

smoke/fire sensor, an escape hatch and an entrance to the VIP Head.

---

## Portside VIP Head

---

Entered from the aft inboard end is the private VIP Head.

The vanity has two cabinet doors below with a free floating stone countertop and backsplash with a glass vessel sink and a bulkhead mounted fixture.

The toilet is a Jet's head model. The stall shower has a clear glass door and side light, rain type and handheld shower fixtures.

There are six inset shelves for shampoos, etc. and an attractive mini octagon mosaic tile. A hull side window is covered with electrically operated wood blinds.

A full beam mirror extends across the aft bulkhead with ten overhead lights, an exhaust fan and an AC vent.

The sole is white stone with alternating nonskid panels.

---

## Starboard VIP Cabin

---

The Starboard VIP Cabin is entered via the forward inboard end with a queen berth off the aft bulkhead. Each side of the berth has a timber nightstand with a cabinet below and hidden outlets under a flip up panel. A small accent light is over nightstand. A leather headboard sits upon alternating squares of grey suede in an attractive brick pattern.

The inboard side of the cabin has six drawers under a two piece mirror.

At the foot of the berth inboard is a locker with the cabin's entertainment electronics consisting of a Denon AV receiver and a **Sony Blue Ray player (new 4/20)**. A 26" LG LED TV is centered and an auto lit hanging locker with three drawers within is outboard.

The outboard bulkhead has a cabinet with two shelves and a digital safe.

Next aft is a large fixed hull side window with an opaque shade and a translucent Roman shade both electrically operated from either side of the berth.

Below are two fiddled shelves for display.

Also in the cabin are digital AC controls, stereo speakers, 13 overhead LED lights, a smoke/fire sensor, an escape hatch and an entrance to the VIP Head.

---

## Starboard VIP Head

---

Entered from the aft inboard end is the private VIP Head.

The vanity has two cabinet doors below with a free floating stone countertop and backsplash with a glass vessel sink and a bulkhead mounted fixture.

The toilet is a Jet's head model. The stall shower has a clear glass door and side light, rain type and handheld shower fixtures.

There are six inset shelves for shampoos, etc. and an attractive mini octagon mosaic tile. A hull side window is covered with electrically operated wood blinds.

A full beam mirror extends across the aft bulkhead with ten overhead lights, an exhaust fan and an AC vent.

The sole is white stone with alternating nonskid panels.

---

## Port Guest Cabin

---

The Port Guest Cabin is entered via the aft inboard corner with two twin berths separated by a two door timber nightstand with outlets hidden behind a concealed panel. A full beam leather headboard connects the two berths with a mirrored center section and sconce lamp flanked by the suede brick pattern panels found throughout the accommodation areas.

Inboard is an emergency escape hatch. Outboard are two fiddled storage cuddies with a large hull side window above, covered with an opaque shade and translucent Roman shade. Just forward is a cabinet with a Denon AV receiver, a Samsung DVD player and an Apple TV plus a digital safe.

At the foot of the outboard berth is an auto lit hanging locker with three drawers within.

At the foot of the inboard berth is a built in 22" Samsung LED TV. Between is the entrance to the private head.

An escape hatch leads into the Starboard Guest Twin and then into the Crew Area.

This cabin can be reconfigured to a queen size berth by sliding the inboard berth outboard to connect the two beds.

---

## Port Guest Cabin Head

---

Entered from the aft end of the cabin is the private Port Guest Cabin Head.



The vanity has two cabinet doors below with a free floating stone countertop and backsplash with a glass vessel sink and a bulkhead mounted fixture.

The toilet is a Jet's head model. The stall shower has a clear glass door, rain type and handheld shower fixtures.

There are six inset shelves for shampoos, etc. and an attractive mini octagon mosaic tile. Above the toilet is a hull side window and is covered with electrically operated wood blinds.

A mirror is over the vanity with ten overhead lights, an exhaust fan and an AC vent.

The sole is white stone with alternating nonskid panels.

---

## Starboard Guest Cabin

---

The Starboard Guest Cabin is entered via the aft inboard corner with two twin berths separated by a two door timber nightstand with outlets hidden behind a concealed panel. A full beam leather headboard connects the two berths with a mirrored center section and sconce lamp flanked by the suede brick pattern panels found throughout the accommodation areas.

Inboard is an emergency escape hatch. Outboard are two fiddled storage cuddies with a large hull side window above, covered with an opaque shade and translucent Roman shade. Just forward is a cabinet with a Denon AV receiver, a Samsung DVD player and an Apple TV plus a digital safe.

At the foot of the outboard berth is an auto lit hanging locker with three drawers within.

At the foot of the inboard berth is a built in 22" Samsung LED TV. Between is the entrance to the private head.

An escape hatch leads into the Crew Area.

This cabin can be reconfigured to a queen size berth by sliding the inboard berth outboard to connect the two beds.

---

## Starboard Guest Cabin Head

---

Entered from the aft end of the cabin is the private Starboard Guest Cabin Head.

The vanity has two cabinet doors below with a free floating stone countertop and backsplash with a glass vessel sink and a bulkhead mounted fixture.

The toilet is a Jet's head model. The stall shower has a clear glass door, rain type and handheld shower fixtures.

There are six inset shelves for shampoos, etc. and an attractive mini octagon mosaic tile. Above the toilet is a hull side window and is covered with electrically operated wood blinds.

A mirror is over the vanity with ten overhead lights, an exhaust fan and an AC vent.

The sole is white stone with alternating nonskid panels.

## Pilothouse

---

The Pilothouse is accessed via steps up from the Galley, steps down from the Flybridge or forward from the Skylounge.

Vertical windows afford the most helm space and a great visual appeal. Large side windows offer a 270 degree view.

The centerline helm allows for portside seating with a sliding/removable table. A hinged door allows for undisturbed night navigation.

Equipment found in the Pilothouse includes:

Besenzoni leather helm chair  
 Leather helm wheel  
 CMC Marine Dualis bow thruster controls  
 Mouse wheel for navigation/computer control  
 Aventix main engine single lever electronic controls  
 Port & starboard MAN engine operation start panels  
 Furuno Nav Net 3D navigation controls, together with Time Zero navigation computer as backup  
 BSC rudder angle indicator w/rudder set point  
 Port & starboard Man MMDS-CLC 6.5 engine display gauges  
 BSC steering system display controls  
 Port & starboard Onyx Marine automation display w/Benetti Wheelhouse monitor  
 Furuno satellite compass  
 Mitsubishi GOT1000 Autoitalia Actro prime fire & security panel  
 Wheelhouse phone  
 HP Office Jet Pro 8720 print/scan/fax/copy  
 Northrup Gruman - Sperry Marine gyrocompass (2) 15" Display screens, for Furuno Navnet & Time Zero cartography  
 SCM helm phone  
 Sailor 6301 control unit FM/HF radio  
 Sailor 6215 VHF w/DSC  
 Stainless trimmed monitor for CCTV camera systems  
 Large chart holder w/chart lights & storage below  
 Denon RCD-M39 stereo CD receiver  
 Leather upholstered dash  
 3 Person bench seating  
 Removable table, slides fore & aft  
 (16) LED overhead lights, 5 of which are red for night navigation  
 (2) Overhead stereo speakers  
 Smoke/fire detector  
 Teak sole  
 (6) Air vents  
 (4) Windshield wipers/washers  
 Stainless grab rail  
 General alarm switch  
 (6) Cabinets w/breaker panels aft

## Ships Monitoring System

---

Integrated yacht monitoring system, (2) separate systems connected by redundant LAN NET including the following features:(2) 15" Touch screen monitors in Wheelhouse15" Touch screen monitor in Crew Mess5" Touch screen monitor in Engine Room(3) Cumulative alarm repeater panels in Wheelhouse, Engine Room & Crew MessThese systems monitor:Power from generators & shoreNavigation lightsExternal entrances to the yachtMain Engine gas exhaust valves open/closedBilge levelsTank levelsMain engine operationFans & damper positionBatteries & battery chargersElectric pumpsAlarm notification Main Engine emergency stopFire alarm system

## Skylounge

---

Located immediately aft and up two steps from the Pilothouse, the Skylounge offers a secondary entertaining area with a huge amount of amenities. The entire aft bulkhead is glass with the round pneumatic elevator ascending to the port aft corner of this area. To starboard is a newly recovered L shaped sofa and swivel occasional chair arranged around a stainless and glass coffee table.

In the forward end of the room is a four person card table of stainless and black leather with four white leather chairs.

Hidden behind alternating finish wood cabinets are the following items:

Isotherm drink fridgeStainless steel sinkFrigomar clear icemakerDunavox Two Zone 48 bottle wine coolerLiquor storageGlass storage

Aft to port is a cabinet with additional storage and a popup TV 40" LED TV.

Forward to starboard is the Skylounge Day Head and six angled steps up to the Flybridge.

Also in the Skylounge, 24 overhead LED lights, five channel stereo speakers, smoke/fire sensor, full drapes aft, electric opaque shades and translucent Roman shades, a wood sole, pointed overheads and the area's entertainment electronics consisting of a Denon AV receiver, **Sony Blue Ray player (new 4/20)** and a Direct TV Sat receiver.

## Skylounge Day Head

---

The Skylounge Day Head has a vanity with two cabinet doors below a floating marble countertop with a glass vessel sink and bulkhead mount fixture. Next forward is a small window with electric wood blinds and two shelves below.

The toilet is a Jet head. The sole is white marble with alternating nonskid panels. The sliding door to the Flybridge acts as a opaque skylight for this area.

## Skylounge Aft Deck

Teak over fiberglass deck Triple stainless steel rail, aft & sides (4) Stainless steel sunshade support poles w/removable sunshade Varnished teak flag staff Upholstered two person aft facing seat w/a cocktail table, neither fixed in present position Low level deck lighting Fire station/wash down cabinet 10 Step teak tread sun deck access stairs w/stainless steel railing & safety rail located over Aft Deck stairs Round 8' varnished teak dining table w/fixed stainless steel base & cover, (8) dining chairs, (2) occasional chairs (4) Overhead stereo speakers Overhead DC strip lighting Full glass three panel bulkhead leading to Skylounge, electric auto door to port Starboard side bar unit w/sink, Gaggenau cooktop, Frigomar stainless steel icemaker, Isotherm stainless steel drink fridge & storage cabinet w/cover Portside matching FRP cabinet to hold plates, cups, glasses for outdoor use w/cover 36" Aqualite outdoor TV above cabinet w/cover

## Flybridge Deck

Teak over fiberglass deck 6' Varnished round dining table w/(10) stainless steel trimmed dining chairs (2) Matching chaise lounges Large centerlined sun umbrella on stainless steel base Rain type overhead shower in aft port corner Triple stainless steel safety rails around deck, aft & sides Low level deck lighting (2) 16 Man Zodiac life rafts w/hydrostatic release mounted outboard of rails **(both recertified 3/20)** Aft access from Skylounge deck Forward access from Pilothouse Custom two level FRP box to hold elevator pumps doubles as seating FRP arch type hardtop w/10' FRP forward facing shade & 5' aft facing retractable fabric shade Professional Grade 30" stainless steel free standing gas BBQ grill w/cover Portside FRP bar unit w/ stainless steel sink, three cabinets & varnished teak raised bar area, next forward is a continuation of the bar with matching cabinet housing a stainless steel Isotherm drink fridge, a Frigomar clear ice icemaker & the Flybridge entertainment system consisting of a Denon A/V receiver, a Nextwork DVD player, a Direct TV Sat receiver, all behind a gasketed door. A popup Aqualife HD TV is furthest forward in an FRP enclosure.

To starboard opposite the bar is a three person settee and two swivel bar stools mounted facing forward with a custom glass bar top. This overlooks the sliding door into the Pilothouse area.

Next forward is the Flybridge Helm.

Centerline is a six person hot tub/spa with a teak grate border to act as a splash-drain.

To port is a sun cushion area with equipment access hatches below. A loose upholstered chair faces forward for the best seat in the house while underway! An umbrella with a stainless steel base shades this area as needed.

Handheld shower at hot tub.

## Flybridge Helm Area

Teak & fiberglass decking EPIRB w/auto display Sliding door to Pilothouse area Stainless steel trimmed Venturi windshield Taco Metals helm seat/leaning post w/cover (new 2018) Helm cover Wood helm wheel (**varnished 3/20**) Carbon fiber look dash panels (new 2018) for rearrangement of instruments to accommodate the larger Furuno screen Furuno Nav Net 3D 12" screen Analog VDO engine gauges Urania 4" magnetic compass Furuno RD 33 data readout CMC Marine bow thruster joystick MAN start/stop panel for engines Navis AP 3000 autopilot control panel (**new 3/20**) Rudder & set point analog indicators BCS steering system control panel Remote searchlight controls Aventix single lever electronic engine controls Sailor VHF remote (**new 3/20**) Access hatch below helm Helm cover

**Panasonic mast camera \$4000 (new 3/20)**

## Crew Area

Down ten angled steps from the forward end of the Galley is the Crew Area. At the bottom of the stairs is the Crew Mess with the following items:

Marble topped three door storage cabinet with undermount stainless steel sink Miele two door refrigerator/freezer 15" CCTV monitor 15" Alarm panel monitor (2) Storage cabinets flanking a hull side window w/drapes 5 - 6 Person dinette w/matching stool Technical locker w/breakers, pump switches, etc. Digital AC controls Wood sole Samsung 22" LED TV Escape hatch from Guest Cabins Smoke/fire sensor

Going forward to both port and starboard are two over/under cabins with Samsung TV's, fixed hull windows, hanging lockers, drawers and digital AC controls. The Starboard Cabin is slightly larger with an en suite head including a vanity, Jet head and a stall shower. The Port Cabin's Head is outside the cabin but otherwise identical.

All the way forward up four steps is the Captain's Cabin with over/under bunks, a double door hanging locker with safe and a private head with vanity, jet toilet and stall shower.

To have three separate crew cabins including three heads with stall showers is rare at 108' and will be appreciated by the yacht's new crew.

## Foredeck

(2) 150 Kg (330 lb.) Galvanized Pool style anchors each w/360' of 14 mm galvanized chain Fortress FX-125 spare anchor (stowed) (2) Muir vertical electric windlasses, 230 volt, 3 phase 50 HZ (2) Chain stoppers for windlasses Chain locker access hatch w/additional line & fender storage Anchor chain wash down system Under deck bosuns

locker aft of chain locker Stainless steel pennant staff w/bell Low level deck lighting Triple chrome air horns (4) Pantograph windshield wipers & washers Fire hose & wash down hose connection to starboard Portside windlass remote control locker Starboard side bow shore power connection locker Bow seating area just forward of windlasses, includes teak table & umbrella Large storage/Bosun locker forward w/port & starboard access hatches, plus Master Cabin escape hatch Sun pad/seating area aft of windlasses Dual bow cleats & fairleads Teak over fiberglass decking Center teak tread walkway to upper sun pad area for 4 – 5 persons, just forward of Wheelhouse with stainless steel handrails, Fusion stereo, Sony speakers & low level lighting Raised FRP bulwarks w/stainless handrails cut out in bulwarks at master house side windows Exterior shade covers for the Master Cabin windows

## Side Decks

Teak over fiberglass side decks Portside Pantograph Galley entrance door Starboard side sliding lobby entrance door Side deck overhang – from Master Cabin aft Raised FRP bulwarks w/cutouts at full height Salon windows Stainless steel handrails above FRP bulwarks Custom electrically operated starboard side entry door in Salon Multiple freeing ports at deck level Twin port & starboard spring line cleats w/fairleads Portside Pantograph Engine Room door 7 Step “Tracy” stowable boarding gangway Port & starboard water tank fill fittings (2) Life rings w/man overboard lights Low level deck lighting (2) CC TV cameras Overhead LED strip lights (2) Mounted boat hooks Clean oil/duty oil tank access points Port & starboard hinged Pantograph FRP boarding doors w/rail breaks Starboard side emergency Engine Room escape hatch

**Aluminum engine exhaust covers at waterline repainted 3/20**

## Aft Deck

Teak over fiberglass decking Full Flybridge overhang for shade & weather protection Built in Aft Deck seating for 4 – 5 w/(5) loose chairs & storage below **(cushions dry cleaned and stored 3/20)** (10) Step teak treads to the Aft Skylounge Deck w/stainless steel handrails (2) Muir electric warping capstans 230V 3 phase 50 HZ Raised stern cleats w/capstan motors below (2) Sun Deck stainless steel support poles (4) Overhead stereo speakers CCTV camera (2) Quick Disconnect freshwater wash down lockers (2) Life rings w/retrieval lines Portside shower at swim platform steps Stern electric connection locker, port Compressed air station starboard (11) Overhead LED strip lights (5) Teak steps port & starboard down to swim platform w/custom stainless steel handrails Hinged stainless steel gates at top of steps to swim platform Besenconi passarelle, telescoping, 3 section Teak over FRP swim platform Large FRP hinged hatch into tender garage (12) Lopolight underwater lights, (4) port, (4) center, (4) starboard

## Engine Room/Mechanical Equipment

The Engine Room is entered via the portside deck through a Pantograph door. Eight steps lead to below.

The main ship's electrical panel is at the base of the stairs. Aft are two pairs of Miele Softronic washers and dryers, (2 washers, 2 dryers) and a two door storage locker.

The Engine Room is arranged in a U shape around the central tender garage.

Equipment includes:

Twin MAN 1000 HP, V-8, 4 stroke diesel engines  
 Manual/electric valves at main engine exhaust  
 Generator mufflers  
 Fluorescent AC lighting  
 Emergency DC lighting  
 Digital control panel for Gianneschi Engine Room ventilation  
 Central door into garage(2)  
 Digital MAN engine controls panels w/start/stop & emergency stop  
 Fold down stainless steel sink  
 Electrical valve solenoids for main engine exhaust atmospheric bypass  
 Dual Racor 75/1000 fuel filters w/vacuum gauges w/drip trays  
 Remote mounted dual MAN engine secondary filters w/drip traps  
 Dual Racor 500's for each generator w/vacuum gauges w/drip traps  
 7 Valve stainless steel fuel manifold(2)  
 New shaft seals 9/193 ½" Heavy stainless steel rail around each engine  
 Tool shelf above each engine(2)  
 Freshwater spigots w/hoses  
 CCTV camera  
 Heat/fire sensors  
 Flashing warning lights overhead  
 Clean oil pump (220V)  
 Dirty oil pump (220V)  
 Emergency Engine Room escape ladder/hatch(2)  
 Frigobar chilled water chillers in enclosure, chillers new 2018  
 AC raw water & circulation pump relay box w/backup pumps & digital display  
 Aluminum knocked plating, hinged or removable as needed(2)  
 FRP sea chests for main engines w/stainless steel exterior grills(2)  
 FRP sea chests for generators & chiller cooling w/stainless steel exterior grills(2)  
 FRP structural boxes for underwater exhaust  
 Sound insulation  
 400 Volt 3 phase fuel transfer pump  
 Manual fuel transfer pump for emergency purposes  
 Emergency fuel shutoff valves at each fuel tank  
 Remote fuel level gauge w/high & low level alarm  
 Stainless steel fuel piping  
 CuNi piping for any pipe carrying seawater  
 304 Stainless steel exhaust pipe w/epoxy coatings(2)  
 Exhaust gas/water separators on generator exhausts  
 61 Kg FM 200 fixed fire system designed to stop ventilation fans, close air duct dampers & close fuel oil valves, **system recertified 3/20 including all handheld extinguishers**  
 Bilge suction manifold system to five watertight compartments (2)  
 220 Volt bilge pumps/fire system pumps(4)  
 Fire hydrants, (2) Main Deck, Upper Deck, Engine Room(2)  
 Gianneschi stainless steel hot water boilers 150 liters each(2)  
 Hot water circulation pumps  
 Tecma sewage system  
 Gianneschi service air compressor  
 Axial fan for inlet w/fire damper (**new bearings 3/20**)  
 Axial fan for exhaust air w/fire damper  
 Rentjes reduction gears 4:053 to 1 gear ratio  
 3 ½" Marincox 17 stainless steel prop shafts  
 Twin 3 blade 400V 3 phase 37 KW bow thruster in 18" tube  
 Gianneschi diesel crash pump - **injector system rebuilt**  
 CMC electric at anchor stabilizers w/70" x 40" fins  
 Oil change system  
 Hydraulic steering system w/(2) pumps  
 Emergency steering system w/wheel, rudder angle indicator  
 Stainless steel Idromar watermaker 1140 GPD, 1011 hours on meter  
 Commercial pre-filter for

watermaker Large tool rack on starboard side of gauge in Engine Room

**Thorough inspection in all mechanical areas, hoses & clamps, replaced as recommended**

**Feb. 2020 oil samples (6) all recorded as normal**

**March 2020 4 year main engine service, M1-M5-A, by Marine Diesel Specialists, Ft. Lauderdale Work included: Drain coolant**

**R&R all four compressor housings R&R charge air coolers for cleaning R&R Titanium cooling plates (heat exchanger) for cleaning Clean turbos (4) R&R valve cover gaskets (16) R&R gear coolers for cleaning Rebuilt raw water pumps (2) Set valve lash R&R boost pipes Replaced hoses as needed Fill with new coolant Replace zincs (4) Replace air filters (2) \$26,000 Work completed at 2288 engine hours**

## Electrical

400/230 VAC 3 phase 50 HZ system 120 VAC single phase 60 HZ system via ASEA converter 24V Emergency light system w/dedicated batteries 24V Radio batteries set 24V Service batteries set (2) Sets 24V starting batteries (2) Sets 24V generator start batteries 24V Electronic battery set - on main deck Battery parallel system between engine start battery sets Mastervolt main engine battery charger, 24 volt, 50 amp Mastervolt generator battery charger, 12 volt, 25 amp Mastervolt service battery charger, 24 volt, 50 amp Mastervolt radio battery charger, 12 volt, 25 amp Mastervolt backup radio/service/emergency battery charger, 24 volt, 50 amp Mastervolt electronics battery charger, 12 volt, 25 amp Full boat bonding system w/ground plate Lightning conductor fitted at mast top Starboard 1500 RPM Kohler 50 KW 400V 50 HZ generator in sound shield, **4490 hours as of 4/20** Port 1500 RPM Kohler 50 KW 400V 50 HZ generator in sound shield, **4185 hours as of 4/20** ASEA 60 KVA (two 30 KVA) frequency converters, master & slave ASEA 18 KVA 120 converter to power 120 volt outlets throughout the vessel Lighting in vessel is 24V AC & 230 volt AC Emergency lighting throughout is 24V DC International Navigation lights fed from service & emergency battery banks (7) Battery shutoff switches

Main Engine Room electrical panel with: Digital generator panels w/IMF digital multimeters Analog 0-500 volt meter Analog HZ meter Synchro gauge (2) Generator selector switches w/generator RPM dials Digital multi meter for supplied



power 6.5" LCD screen for shipboard alarm system Light up switches for fire pump, bilge pump, fuel pump, sewage pump,

scupper pump, clean oil pump, dirty oil pump Exhaust valve controls for electric actuators w/manual override (52) Breaker protected 400V AC circuits (16) Breaker protected 220V AC circuits Secondary Engine Room 24V panel with: Analog generator service voltmeter Analog engine service voltmeter Analog service battery voltmeter (4) Analog charge & discharge meters (34) Breaker protected 24V CC circuits (6) Auto bilge pump indicator lights (6) Area electric bilge valve switches w/high water indicators

## **(2) 12 Volt gel batteries for diesel crash pump (1 new 3/20)**

## **Garage**

230 Volt electric winch & trolley for jet tender Removable swim ladder installs on open garage door Hinged FPR garage door w/hydraulic actuator (2) Sea Bob scuba jets model FS 5LED lighting overhead Access panels to equipment (6) Overhead rod racks (2) Foldable go-cycles electric bikes CCTV camera

## **Tender**

2018 14' 9" Williams 445 diesel jet tender 110 HP Yanmar diesel engine Beam 6' 7" 1825 lbs. dry 7 Person seating capacity 18 Gallon fuel capacity 40 MPH top speed 3 Double bench seats, plus bow seat Carbon white tubes VHF radio AIS transmission system LED deck lights Folding console Faux teak decking Navigation lights Battery shutoff switch Step pads Integral swim platform

## **Construction Notes**

- Bulbous bow for increased waterline length and head sea wave damping
- Built to RINA class Notation C Maltese Cross, Hull, Mach Y, expires upon launch/delivery
- Integral FRP tankage (all)
- Superstructure Main Deck has PVC foam/wood core w/two external skins
- Skylounge deck house is FRP/carbon fiber sandwich for weight savings
- Five watertight bulkheads providing six watertight compartments
- Floating floors/paneling/false ceiling/interior partions
- 12 mm Original thickness for teak decking

## **Additional Measurements**

Waterline length 91' 7" with full load Gross Tonnage

210Displacement load load	140 tons light load 170 tons full load 7' 4" full load	160 tons half 6' 2" light
Clean oil tank gallons water	79.3 gallons Freshwater 462 gallons	Dirty oil tank 79.3 Black water 462 gallons Grey

## Owner Improvements

- Upon purchase the Owner added a two deck pneumatic elevator to serve the Main and Skylounge Deck
- Replaced both AC chillers
- Updated the navigation electronics
- Fully serviced her ASEA power converter
- New 445 diesel Williams jet tender
- Fall 2019 yard visit with bottom paint, prop recondition, new dripless shaft seals, service of pumps and valves as needed
- **March 2020 major 4 year engine service**

## Remarks

Purchased by a lifelong yachtsman in early 2018 this 108' Benetti Tradition Supreme was chosen for the incredible amount of space in her relatively compact size. The amount of ambient lighting from her large windows on all decks create an open air feeling and only contribute to the spacious feeling of her indoor spaces. The outdoor areas of the yacht are nothing short of amazing with a full three decks of shaded luxury with three separate areas for alfresco dining, three areas for sun worshipping, bars, grills, hot tubs and more!

A proper tender garage allows for storage of a brand new diesel Williams 445 jet tender and other toys.

Her owner raves about the low noise levels whether cruising at 12 knots or anchored with her At Rest stabilizers. Fuel economy at 10 knots is an astounding two gallons per mile!

With her ASEA power converter LADY ATTITUDE can take you almost anywhere you want to go.

Now located at Lauderdale Marine Center's FTZ Docks for showing to anyone including US citizens

---

## Exclusions

---

While every effort was made to list all pertinent included equipment aboard LADY ATTITUDE, there are some personal belongings aboard. Prospective purchasers should assume any item not specifically mentioned herein will not convey at closing.

---

## Disclaimer

---

The Company offers the details of this vessel in good faith but cannot guarantee or warrant the accuracy of this information nor warrant the condition of the vessel. A buyer should instruct his agents, or his surveyors, to investigate such details as the buyer desires validated. This vessel is offered subject to prior sale, price change, or withdrawal without notice.

---

## Исключения

---

При продаже яхты исключаются личные вещи владельца.

---

## Отказ от ответственности


---

Компания предоставляет описание судна или яхты добросовестно, но не может гарантировать точность этой информации, а также не ручается за техническое состояние. Покупатель должен проинструктировать своих агентов или оценщиков исследовать представленную информацию более подробно, по собственному желанию. Продажа судна или яхты, изменение цены или снятие с продажи будет происходить без предварительного уведомления.

# ФОТОГРАФИИ

---


**Salon Looking Forward**




**Salon Starboard Side Door**



**Salon Looking to Port**



**Salon Looking Aft**




**Dining Salon Looking Forward**




**Dining Salon Looking to Starboard**




**Dining Salon Looking Aft with Elevator  
to Port**




**Dining Salon Looking Aft**




**Galley Looking Forward**




**Galley Looking Aft**



**Galley Crew Entrance**




**Main Entry Foyer**




**Day Head**




**Master Head**




**Master Looking Forward**




**Master Looking Aft**




**Master Looking to Port**



**Portside VIP Looking Aft**



**Portside VIP Looking Forward**



**Portside VIP Head**




**Starboard Side VIP Looking Aft**




**Starboard Side VIP Looking Forward**




**Starboard Side VIP Head**



**Portside Guest Cabin Looking Forward**




**Portside Guest Cabin Looking Aft**




**Portside Guest Head**



**Starboard Guest Cabin Looking Forward**



**Starboard Guest Cabin Looking Aft**



**Starboard Guest Head**



**Pilothouse**




**Pilothouse Looking to Starboard**




**Pilothouse Looking to Port**



**Skylounge Looking Aft**



**Skylounge Looking to Port**



**Skylounge Looking to Starboard**



**Skylounge Looking Forward**






**Skylounge Looking Forward**



**Skyounge Elevator**




**Skyounge Day Head**




**Skyounge Deck Looking Aft**




**Skyounge Deck Dining**



**Skyounge Deck Bar**



**Skyounge Deck Looking Forward**



**Skyounge Deck Aft**



**Skylounge Deck Aft**



**Skylounge Deck Access**




**Flybridge Deck Access**




**Flybridge Deck Dining**




**Flybridge Deck Looking Forward**



**Flybridge Deck Seating and Bar**



**Flybridge Deck Looking Forward**



**Flybridge Deck Looking Aft**




**Flybridge Bar**



**Flybridge Bar Portside**




**Flybridge Hot Tub**




**Flybridge Helm**




**Flybridge Pilothouse Access**



**Flybridge Looking Aft**



**Flybridge from Above**



**Bow from Above**



**Boat Sun Pad**



**Bow Sun Pad**




**Bow Seat**




**Pilothouse Sun Pad**




**Side Decks**



**Starboard Side Deck Auto Door**



**Aft Deck**



**Aft Deck**



**Aft Deck**



**Aft Deck Stairs to Skylounge Deck**




**Aft Deck**




**Engine Room Looking Forward**




**Port Engine**



**Starboard Engine**



**Garage**



**Garage**



**Garage**



**Garage**



**From Above**




**Alternate Profile**



**Alternate Profile**



**Alternate Profile**



**Alternate Profile**



**Alternate Profile**




**Alternate Profile**




**Stern**




**Stern**




**Aft Detail**



**Midship Detail**



**Forward Detail**



**GA with elevator**



# КОНТАКТЫ

---

Андрей Шестаков (Andrey Shestakov) – ведущий яхтенный брокер отдела продаж яхт и судов компании Shestakov Yacht Sales Inc. Официальный представитель Shestakov Yacht Sales Inc. для русскоговорящих клиентов в центральном офисе компании в Майами/Форт Лодердейл/Флорида/США.

## Контактная информация

---

Email: **andrey@shestakovyachtsales.com**

Web: [shestakovyachtsales.com](http://shestakovyachtsales.com)

## Телефоны

---

Краснодарский край: **+7(918)465-66-44**

США, Майами, Флорида: **+1(954)274-4435**

## Время работы

---

Понедельник – Суббота: **9:00 - 21:00** EDT

Воскресенье: **Закрето**

## Адрес

---



Harbour Towne Marina, 850 NE 3rd St, STE 213, Dania, FL 33004