

EXCELLENT OPPORTUNITY — CARVER



Builder: CARVER

Year Built: 2017

Model: Motor Yacht

Price: PRICE ON APPLICATION

Location: United States

LOA: 40' 0" (12.19m)

Beam: 13' 10" (4.22m)

Min Draft: 3' 11" (1.19m)

Max Draft: 3' 11" (1.19m)

Cruise Speed: 26 Kts. (30 MPH)

Max Speed: 30 Kts. (35 MPH)

Our experienced yacht broker, Andrey Shestakov, will help you choose and buy a yacht that best suits your needs **Excellent Opportunity — CARVER** from **our catalogue**. Presently, at **Shestakov Yacht Sales Inc.**, we have a wide variety of yachts available on **our sale's list**. We also work in close contact with all the big **yacht manufacturers** from all over the world.

If you would like to buy a yacht **Excellent Opportunity — CARVER** or would like help answering any questions concerning purchasing, selling or chartering a yacht, please call **+1(954)274-4435**

TABLE OF CONTENTS

TABLE OF CONTENTS	2
SPECIFICATIONS	4
Overview	4
Basic Information	4
Dimensions	4
Speed, Capacities and Weight	4
Accommodations	5
Hull and Deck Information	5
Engine Information	5
DETAILED INFORMATION	6
Vessel Walkthrough	6
Exclusions	12
Disclaimer	12
PHOTOS	13
2	13
3	13
4	13
5	13
6	13
7	13
8	13
9	13
10	14
11	14
12	14
13	14
14	14
15	14

16	14
17	14
18	15
19	15
20	15
21	15
22	15
23	15
24	15
25	15
26	16
Carver C40	16
CONTACTS	17
Contact details	17
Telephones	17
Office hours	17
Address	17

SPECIFICATIONS

Overview

Carver C40 Command Bridge, with her spacious 2 Stateroom 2 Head Layout, is the perfect cruising Yacht! This lightly pre-owned 2017 is available for sale by caring owner moving up to a larger Carver Carver Factory Warranty Until October 2020 Brunswick Passport Premier Extended Warranty Until October 2024 Purchase From Tom George Yacht Group and Experience the Difference! As the #1 Carver Dealer in the Country we can transfer Factory Warranties and assist with all Service and Support!

Basic Information

Category: Motor Yacht

Sub Category: Flybridge

Model Year: 2017

Year Built: 2017

Country: United States

Vessel Top: Bimini Top

Fly Bridge: Yes

Dimensions

LOA: 40' 0" (12.19m)

Beam: 13' 10" (4.22m)

Min Draft: 3' 11" (1.19m)

Max Draft: 3' 11" (1.19m)

Speed, Capacities and Weight

Cruise Speed: 26 Kts. (30 MPH)

Max Speed: 30 Kts. (35 MPH)

Displacement: 25000 Pounds

Water Capacity: 131 Gallons

Holding Tank: 70 Gallons

Fuel Capacity: 342 Gallons

Accommodations

Total Cabins: 2

Sleeps: 4

Total Heads: 2

Hull and Deck Information

Hull Material: Fiberglass

Engine Information

Engines: 2

Manufacturer: Cummins

Model: QSB 6.7

Engine Type: Inboard

Fuel Type: Diesel

DETAILED INFORMATION

Vessel Walkthrough

Vessel WalkthroughThe C40 Command Bridge was introduced by this legendary Wisconsin-based boat builder coinciding with the company's 60 year anniversary. During those 60 years Carver Yachts has earned a reputation as a leader in building reliable, high quality, innovative cruising yachts. The C40 takes its place among the company's new line-up of revolutionary yachts that has been redesigned from the keel up. Ranging from 34' to 52' in both express style coupes and command fly bridge models each yacht has been newly designed to meet market demands. The styling is fresh and modern, offering a new industry leading take on design while maintaining Carver's classic focus on space and functionality. The C40 has caught the attention of discerning boaters everywhere by delivering on all the features one would expect from this experienced, high quality, world class yacht builder.

Like all Carver Yachts the C40 Command Bridge is built tough utilizing "Infusion Technology" along with an extraordinary stringer system that reinforces the bow as much as the bottom. That means less weight, more strength, and better performance! Carver's manufacturing operation is unique in the industry, possessing in-house capabilities for components usually left to subcontractors. Craftsman produce cabinetry, upholstery and do metal fabrication in on-site workshops where the boats are built.

The standard propulsion configuration in the C40 offers twin Cummins QSB 6.7 380 HP inboard diesel engines with a top speed of 27 knots and a 280 nautical mile range at a cruising speed of 22 knots. Equipped with optional twin Cummins QSB 6.7 480HP inboard diesel engines the top speed is 30 knots with a 275 nautical mile range at a cruising speed of 26 knots. A stainless-steel ladder allows easy access to a spacious engine room from the cockpit. Service, inspections, and maintenance tasks are optimized by placing all the through hull fittings, strainers, valves, filters, and switches centerline for easy access.

You will safely access the C40's fly bridge and bow from molded fiberglass steps with angled lip, non-skid decking and sturdy, well-positioned 316L stainless-steel railings. These features allow you to move about the C40 comfortably with confidence in any sea condition. Yachts in this class typically rely on open ladders that are almost vertical to access the bridge, which is not optimal. Another benefit of the molded stairway is the space it provides to install either a cockpit ice maker or refrigerator beneath. You also find the exterior light switch for overhead lighting, underwater lighting & engine room lighting in this area.

Two large, outward-swinging glass doors open seamlessly joining the expansive salon area with the aft cockpit. This inviting design allows the "outdoors in," so enjoying a

beautiful sunset while optimizing entertainment space is literally a breeze. This spacious, open, and airy design is one of the trademark features found on all the new Carver models. As for the C40, it's accomplished with a 13'6" beam along with the two large glass salon doors and oversized windows complemented by a large, recessed ceiling panel featuring indirect accent lighting, wow features that you typically expect to find on a much larger yacht.

The galley is positioned along the port side of the C40 featuring recessed double sinks and stove to optimize counter space. Its location is perfect when preparing meals for alfresco dining on the aft deck as well as serving the salon dining table. The portside seating by the galley is moveable to allow for additional seating around the gorgeous teak table. All the salon seats have large storage compartments below the cushions, you can never have enough storage!

Tom George Yacht Group Dealer Additions This vessel was purchased new by a Tom George Yacht Group Long Time Customer. TGYG added the following prior to delivery of the vessel when new:

- Garmin 7612xsv 12" Chartplotter
- Garmin VHF 210 w/Hailer
- Garmin B60 Transducer
- Garmin HD Closed Array Radar
- Garmin Autopilot
- All Navigation Electronics Run on NMEA 2000 Backbone for easy installation of any additional electronics as desired
- Window Tint added to Windshield and Side Windows, CX-35
- Passport Premier Extended Warranty Until October 2024- ask for details on coverage, very comprehensive
- Upgraded Fusion Stereo System w/Bluetooth Connectivity
- Upgraded Larger Teak Aft Deck Table
- Upgraded Teak Table on Flybridge

Carver Factory Options and Upgrade Selections

- Cummins QSB 6.7 380HP
- Cummins Joystick
- Engine Oil Change System
- Generator 11KW Kohler
- Overboard Discharge system
- Fresh Water Washdown
- Transom Handshower
- Drum Windlass
- Water and Waste Monitor
- Single Station Spotlight Controls
- Flybridge Hardtop

- ***Flybridge Soft Enclosure (NOT SHOWN IN PICS BUT IS INCLUDED)***
- Helm and Seat Covers
- Flybridge Stereo
- Exterior Carpet
- Teak Exterior Table with Cover
- Cockpit Icemaker
- Cockpit Wetbar W/Grill
- Cockpit Seating
- Black Boot Stripe
- Underwater Lighting
- American Cherry High Gloss Interior Woodwork
- Salon Window Blinds
- Carpet Runner
- Pull out Dry Storage Under Galley
- Salon Wood Flooring
- High Capacity Southern Climate 28,000 BTU Air Conditioning
- Am/Fm Stereo with CD
- 2 Burner Electric Stove
- Engine Room Access Ladder
- TV Antenna Installed on Hardtop
- Color Changing LED Lights Overhead and Exterior
- Polished Stainless Steel Anchor
- Freshwater Washdown Faucet on Bridge
- Paint Exterior Galley Vent to Match Hull Color
- Mount Flagpole on Aft Bridge Overhang
- Install Padded Backrest on Aft Bridge Sunpad
- 32" LED TV and DVD in Salon
- 24" Master Stateroom TV/DVD Player
- 19" VIP Stateroom TV/DVD Player

Standard Features **Construction**

- Hull, Deck and Superstructure: Hand-laid structural and non-structural fiberglass and core laminates bonded with infused resin.
- Hull bottom: Surface beneath the water line is bead blasted to create an optimal bonding surface for the anti-fouling paint. Sea Hawk® brand anti-fouling paint is sprayed onto the hull to create a smooth running bottom.
- Stringer System: Fiberglass encapsulated foam stringers are used throughout the yacht.
- Interior bulkheads, cabinets and drawers are precision cut, hand crafted and constructed from a selection of woods and high pressure laminates.
- Drawers are lined with laminate.
- Integral aluminum truss reinforcement in cabintop structure.

Propulsion

- Engines: Twin Cummins 6.7 L, 305 HP diesel inboard engines with direct coupled v-drives. Each engine's exhaust is routed to a Hydralift muffler and underwater exhaust port. **(THIS VESSEL HAS THE UPGRADED 380HP ENGINES)**
- Shafts and Shaft Logs: Aquamet® 1.5in (3.8 cm) diameter stainless steel propeller shafts. Tides Marine® SureSeal shaft logs are self-aligning, dripless and maintenance free. Sacrificial anodes are installed on each shaft.
- Rudders and Propeller Struts: Made from durable 421 Manganese bronze.
- Propellers: 22in (55.9 cm), four blade, Nibral propellers.
- Fuel Tanks: Twin, 5052 aluminum tanks hold 175 gal. (662.4 L) of fuel each. Port and starboard fuel fill deck fittings.
- Trim Tabs: Bennett Marine® stainless steel, electro-hydraulic trim tabs.
- Steering: Teleflex® SeaStar hydraulic steering.
- Helm Display: Digital LCD display showing tachometer, hour meter, oil pressure, coolant temperature, battery voltage, fuel tank level and rudder angle indicator.

Decks & Hardware

- Rails: 1in (2.5 cm) 316 stainless steel rails are used throughout the vessel. Rail stanchion bases are secured using aluminum backing plates laminated into the deck's fiberglass layup.
- Mooring Cleats: 10in (25 cm) mooring cleats are used at the bow stern and amidship (total of seven cleats). Cleats are secured using aluminum backing plated fused into the vessel's laminate.
- Foredeck Access: Wide walkways are on each side of the cabin top and provide safe, secure access from the cockpit to the foredeck.
- Foredeck Hatch with screen.

Command Bridge

- Air Deflector: Plexiglas® wind deflector is installed on the leading edge of the command bridge.
- Courtesy Lights: Three recessed 12V courtesy lights installed on the C40 command bridge.
- Seating: Adjustable helm chairs. Wraparound seating with storage under seat cushions. Aft sun pad.
- Beverage Holders: Five stainless steel recessed beverage holders are on the command bridge.
- Helm: DC fuse panel for electronics, tilt steering wheel, 12V accessory outlet.

Salon

- Entertainment: 23in LCD Television, Blu-Ray player, AM/FM/CD marine quality stereo with speakers.
- Lighting: Eight LED lights are recessed into the salon head liner and are controlled

by a rocker switch.

- Seating: U-shaped upholstered lounge with storage underneath seating. High/Low dining table with filler cushion.
- Ventilation: Salon windows slide open. Screens provided.
- Storage: Hinged door in salon floor provides access to spacious storage compartment.
- Flooring: Plush pile 100% nylon carpeting throughout salon.
- CO Detector.

Master Stateroom

- Sleeping: Queen size, island berth with high density foam mattress.
- Dual end tables and halogen sconce style reading lights.
- Privacy: Master stateroom is secured with a hinged wooden door and locking door latch.
- Storage: Port and starboard overhead lockers. Port and starboard hanging lockers.
- CO detector.
- Ventilation: Opening overhead hatch with screen.
- Lighting: Natural light provided by overhead hatch and hull side windows with blinds.. Six overhead 12V lights recessed in the headliner and controlled by a rocker switch. Two sconce reading lights.
- Flooring: Plush pile 100% nylon carpeting throughout.

Master Head Compartment

- Shower: Fiberglass stall shower with bench seat and hinged aluminum and acrylic door. Shower head can be used as a hand shower. Sump drain with automatic pump. Exhaust fan. LED overhead light. Molded non-skid floor.
- Toilet: Raritan® electric pedestal toilet with freshwater flush.
- Opening port with curtain.
- Vanity: Vanity is equipped with vessel sink, under sink storage, solid surface counter top, mirrored cabinet.
- Lighting: Two LED lights recessed in the headliner and controlled by wall mounted rocker switch.
- Electrical: 110V GFI protected outlet.

Electrical

- 12V System: Powered by an array of Series 31 12V batteries. Array includes two dedicated engine starting batteries and one dedicated “house” battery. Battery banks are charged by a 60 amp charger for each bank. System ammeters are located on the ship’s 12V distribution panel and voltmeters at the helm station. Battery on/off switch for the house battery is installed in the salon and the selector switch for engine batteries is located in the engine compartment.
- 110V System: System consists of a 30 amp service supported by Marinco® 50ft

(15.2 m) shore power cord. Ground fault circuit interrupters are incorporated into the onboard system.

- Television: Cable television is supported by onboard inlets in the salon and master stateroom and a 50ft (15.2 m) CATV cable to connect to shore outlet.

Fresh Water & Holding Systems

- Fresh Water System: Three 40 gal. (151.4 L) polyethylene tank with shore water connection and integrated pressure reduction valve.
- Fresh water fill fitting installed on walkway. Eleven gal. (41.6 L) water heater installed in engine compartment.
- On demand fresh water is delivered via a fresh water pump installed in the engine compartment.

Safety & Navigation

- Bilge Pumps: Two 1,500 gal. (5678 L) per hour automatic bilge pumps are installed, each with a manual on/off switch at the helm. A float switch for the high bilge water alarm is installed in the engine compartment.
- Bilge Ventilation: Four ventilator blowers are installed in the engine compartment. Each blower creates 240 CFM volume.
- CO Alarms: Monitors with alarms are installed in both staterooms and the salon.
- Engine Alarms: Engine oil pressure and water temperature alarms are installed at the helm.
- Fire Suppression System: An FE241 Fireboy® automatic fire suppression system is installed in the C40's engine compartment.
- Compass: 2.75in flush mount, illuminated Richie® Navigator compass is mounted at the helm.
- Seacocks: Marine grade bronze seacocks are used on all below the waterline thru hull openings. Nylon fittings are used on above the waterline outlets.

Cockpit/Transom/Swim Deck

- Swim Platform: Integrated into the yacht's hull and deck. Access to the cockpit from the swim platform is through a transom door on the starboard side of the yacht. Telescoping boarding ladder is installed in recessed area of swim platform.
- Transom: Stainless steel handrail on top of transom. Two storage lockers in aft surface of transom.
- Engine Compartment Access: Hinged cockpit floor hatch with gas shock cylinder.
- Courtesy Lights: Four cockpit courtesy lights with on/off switch.
- Storage locker below the bottom step to the command bridge.

Galley

- Counter Tops: Solid surface countertops throughout.
- Flooring: Vinyl plank flooring.

- Appliances: Novacool® refrigerator, convection microwave oven, two burner electric cooktop with ventilator.
- Sink: Full-size stainless steel sink.
- Lighting: Five recessed LED lights over galley counter controlled by rocker light switch.
- 110 Outlet: GFI protected 110V outlet.
- American Cherry Interior (CHE).

Guest Stateroom

- Sleeping: Twin berths with high density foam mattresses. Filler cushion converts twin berths to full size mattress.
- Flooring: Plush pile 100% nylon carpeting throughout.
- Privacy: Guest Stateroom is secured with a hinged wooden door and locking door latch.
- Lighting: Illumination is provided by three recessed overhead LED lights controlled by a rocker switch.
- Two bedside reading lights. Natural light and ventilation provided by hull window with opening port light.
- Hanging locker with illumination and mirror.

Day Head

- Shower: Hand held shower with curtain. Sump drain with automatic pump. Exhaust fan. LED overhead light. Molded non-skid floor.
- Toilet: Raritan® electric pedestal toilet with freshwater flush.
- Hull window with opening portlight and curtain.
- Vanity: Vanity is equipped with vessel sink, under sink storage, solid surface counter top, mirrored cabinet.
- Lighting: Two LED lights recessed in the headliner and controlled by wall mounted rocker switch.
- Electrical: 110V GFI protected outlet.

Exclusions


Owner's personal belongings.

Disclaimer

The Company offers the details of this vessel or yacht in good faith but cannot guarantee or warrant the accuracy of this information nor warrant the condition of the vessel. A buyer should instruct his representatives, agents, or his surveyors, to investigate such details as the buyer desires validated. This vessel or yacht is offered subject to prior sale, price change, or withdrawal without notice.

PHOTOS

2



3




4



5



6



7



8




9



10




11



12




13



14




15



16



17



18



19



20



21



22



23



24



25



26



Carver C40



CONTACTS

Andrey Shestakov, leading yacht broker of the sales department of Shestakov Yacht Sales Inc. Shestakov Yacht Sales Inc., the official representative of the Miami/Fort Lauderdale FL headquarters.

Contact details

Email: **andrey@shestakovyachtsales.com**

Web: shestakovyachtsales.com/en/

Telephones

USA: **+1(954)274-4435**

Office hours

Monday – Saturday: **9:00 - 21:00** EDT

Sunday: **closed**

Address



Harbour Towne Marina, 850 NE 3rd St, STE 213, Dania, FL 33004