

OXANA — MAJESTY YACHTS



Builder: MAJESTY YACHTS

LOA: 114' 4" (34.83m)

Year Built: 2016

Beam: 23' 4" (7.10m)

Model: Motor Yacht

Max Draft: 5' 6" (1.67m)

Price: PRICE ON APPLICATION

Location: Italy

Our experienced yacht broker, Andrey Shestakov, will help you choose and buy a yacht that best suits your needs **OXANA — MAJESTY YACHTS** from **our catalogue**. Presently, at **Shestakov Yacht Sales Inc.**, we have a wide variety of yachts available on **our sale's list**. We also work in close contact with all the big **yacht manufacturers** from all over the world.

If you would like to buy a yacht **OXANA — MAJESTY YACHTS** or would like help answering any questions concerning purchasing, selling or chartering a yacht, please call **+1(954)274-4435**

TABLE OF CONTENTS

TABLE OF CONTENTS	2
SPECIFICATIONS	4
Overview	4
Basic Information	4
Dimensions	4
Speed, Capacities and Weight	4
Accommodations	5
Hull and Deck Information	5
Engine Information	5
DETAILED INFORMATION	6
Specifications Overview	6
Construction	7
Exterior Specifications	9
Interior Specifications	12
Systems Onboard	27
Exclusions	38
Disclaimer	38
PHOTOS	39
Exterior	39
Anchor Area	39
Anchor Area Seating (2)	39
Bow Seating Area and Sunbed	39
Flybridge	39
Flybridge	39
Flybridge Helm	39
Flybridge	39
Upper Deck Aft	40
Upper Deck Aft Jacuzzi	40

Upper Deck Gunnel	40
Cockpit Seating and lounge	40
Cockpit Seating	40
Cockpit Seating	40
Raised Wheelhouse	40
Raised Wheelhouse	40
Raised Wheelhouse	41
Main Salon	41
Main Salon	41
Aft Garage	41
Aft Garage	41
CONTACTS	42
Contact details	42
Telephones	42
Office hours	42
Address	42

SPECIFICATIONS

Overview

Unveiled in 2016, the Majesty 110 is a brilliant addition to the Majesty Yachts series of luxury fly-bridge motor yachts. A unique venture into the world of tri-deck and although only 33 metres in length, the Majesty 110 has been beautifully designed to offer ample interior space and great outdoor entertainment features. Crafted with freedom and lifestyle in mind, it can accommodate 14 guests and five on-board crew overnight in its spacious interior cabins. The first hull! One owner!

Basic Information

Category: Motor Yacht

Sub Category: Tri-Deck

Model Year: 2017

Year Built: 2016

Country: Italy

Fly Bridge: Yes

Cockpit: Yes

Dimensions

LOA: 114' 4" (34.83m)

LWL: 95' 9" (29.16m)

Beam: 23' 4" (7.10m)

Max Draft: 5' 6" (1.67m)

Speed, Capacities and Weight

Displacement: 275577.8275 Pounds

Water Capacity: 999.99952736132
Gallons

Fuel Capacity: 4412.99412866 Gallons

Accommodations

Total Cabins: 6

Total Heads: 6

Crew Cabin: 3

Crew Berths: 3

Crew Heads: 3

Hull and Deck Information

Hull Material: GRP

Deck Material: Teak

Hull Color: White

Engine Information

Engines: 2

Manufacturer: MAN

Model: D2862LE476

Fuel Type: Diesel

DETAILED INFORMATION

Specifications Overview

Electro-hydraulic servo assisted steering system

Hydraulic bow thruster 65 HP

24V DC and 230/400V AC electrical system

3-phase shore power dockside connection (100 A) with 25 m length cable and cable master system

2 x Kedge anchors SHHP, each capacity 97 kg

2 x galvanized iron anchor chains with 16 mm diameter, 110 m length

2 x hydraulic windlass with main helm and fore deck controls

Dual station electro-hydraulic trim tabs controls with gauges

Dual station autopilot control

Dual station VHF radio

Dual stations forward and aft search lights controls

Stainless steel framed sliding saloon door

Stainless steel framed sliding balcony door

Sundeck wet bar including sink

Sundeck upholstered sofa seats and table

Electric quiet flush toilets

Stainless steel transom doors

Fresh water deck wash connections at swim platform

AISI 316L stainless steel stanchions and guard railings

4 x stainless steel cleats two on aft cockpit and two on forward area

6 x hawser pipes two on aft cockpit, two on mid ship and two on bow area

2 x propellers, 5-bladed, AB2 material

2 x duplex steel tail shafts

Pressurized hot and cold water system

Hot and cold water transom shower

Water maker capacity 140 l/hour, 220-240V, 50 Hz

Chilled water air conditioning system with total capacity 348,000 Btu

3 x electric water heaters with each capacity 100 l

Teak decking on swim platform, main deck, upper deck and sundeck

Fire detection system in all areas

Fixed fire extinguishing system for the engine room

Stainless steel framed portholes with clear safety glass

Port and starboard side capstans at aft cockpit

ABT-TRAC 440 stabilizing system

Night vision camera monitoring system

12 x under water lights

Hydraulic swim platform transformer with 550 kg capacity

Intercom telephone system

Jacuzzi at upper deck aft cockpit

KVH Tracvision M9 satellite TV system

Camera monitoring system at engine room, main deck aft cockpit, sun deck, main deck port and starboard side gunwale

Construction

Hull

FRP sandwich construction with M-Foam closed core cell applied by the way of vacuum bagging below the design waterline

Hand layup unidirectional fiberglass reinforcements with balsa fill cored above the design waterline

Lamination with isophthalic polyester resin and skin coat with vinylester resin

Solid fiberglass laminate keel and chines

Foam core reinforced stringer system

Hand layup M-Foam sheet frames and bulkheads

Superstructure

FRP sandwich lamination with balsa core sandwich

Hand layup M- Foam sheet frames

Deck Fittings

Teak laid deck at aft cockpit, swim platform, and stairway

2 x hydraulic anchor windlasses with fore deck and helm controls

2 x stainless steel anchor pockets for anchor launch and retrieve

2 x kedge anchors SHHP 97 kg with galvanized iron chains 16 mm diameter, 110 m length

Deck hatch access to chain locker

2 x capstans on port and starboard side

Forward deck hatch access to VIP cabin

Full set of navigation lights

Forward and aft search light with dual station controls

Electric air horn

Black tank over board discharge on side deck

Fuel and fresh water fillers on side deck

Stainless steel guard rails

Port and starboard side windows

Front wind screen

Wind screen wipers with fresh water wash system

4 x deck cleats, two on forward area, and two on aft cockpit

6 x hawser pipes, two on forward, two on aft cockpit and two on amidships

Fresh water deck wash outlets at swim platform and forward area

Water tight side deck doors on port and starboard side

Side pantograph door on upper deck starboard side gunwale to wheel house

Hydraulic power operated garage door

Exterior Specifications

Sun Deck

Stainless steel stanchions to hard top

Stainless steel guard railings

FRP hard top

Wind deflector screen

Fully fitted wet bar with counter top

Stainless steel sink and tap with hot and cold water supply

Fridge

Ice maker

Electric barbeque

Upholstered sofa seating on port and starboard side

Port and starboard side teak tables

Storage under the sofa seats

Upholstered helm seat

Lighting on underside of hard top

4 x bar stools

Self draining

Sundeck Helm Position

Sundeck helm position instruments and controls

Steering wheel

Port and starboard engine's displays

Port and starboard engine's control panel

Trim tab gauge

Rudder angle gauge

Magnetic compass

Forward and aft search light control panels

Trim tabs control switches

Bow thruster control

Navigation displays

Engine's throttle

Autopilot display

2 x Wind displays

VHF hand set

Switches of Instrument lights, deck lights, flood lights, ceiling lights, horn

Upper Deck

Stainless steel stair way with teak steps from upper deck to sundeck

Starboard side pantograph door to wheel house

Jacuzzi system

Awning machine on aft side

Head shower with hot and cold water supply

Storage under sofa seats

Escape hatch from VIP cabin

Stainless steel stanchions

Stainless steel railings

Steps to bow area

Stairway to main deck port side gunwale

Lighting switches and AC outlet

Self draining

Main Deck

Integral stairway from main deck to upper deck

Port side gunwale stairway from main deck to upper deck

Stainless steel framed sliding door to main saloon from aft cockpit

Stainless steel framed sliding door to main saloon from starboard side balcony

Side pantograph door to crew lounge located on starboard side gunwale

Starboard side lockable door for main lobby

Port side lockable door for main galley

Teak table with stainless steel bases

Upholstered sofa seats

Storage under sofa seats

Stainless steel stanchions

Stainless steel transom doors

Bulwark doors on port and starboard side aft cockpit

2 x Pop-up cleats at swim platform, each on port and starboard side

Steps down to swim platform

Hot and cold water transom shower at swim platform

Recessed locker with port and starboard side fire dampers pull handle, engine room fixed fire

extinguisher pull handle and fuel shutoff valve pull handle at aft cockpit

LED lighting to upper deck staircase

Self draining

Aft Cockpit starboard side docking station

Aft cockpit starboard side docking station instruments and controls as below:

Engine throttle

Rudder angle indicator

Engine's emergency stop control switches

Bow thruster control

Steering joystick

Horn switch

Interior Specifications

Upper Deck

Wheel house

Helm seat with fore and aft adjustment

Low counters for storage

Air conditioning

Port and starboard side windows

Wooden flooring

Architectural lighting

Lighting switches and AC sockets

Wheel house Helm Position

Wheel house helm position instruments and controls

Steering wheel

Port and starboard side engine's displays

Port and starboard side engine's control panels

Alarm monitoring system display

Fire alarm detection control

Engine throttle

Stabilizer display

Stabilizer pump selector control panel

Steering system control panel

Steering joystick panel

Camera system display

Bow thruster control

Magnetic compass

Rudder angle indicator

Engine room exhaust fan control panel

Bilge pumps control panel

Main switch board display

Trim tab gauge

Trim tab switches

Front wind screen wiper controls

Navigation displays

Autopilot display

2 x Wind displays

Anchor winch control panels

Forward and aft search light selector panel and control panel

VHF radio with hand set

Emergency control panel

Horn switch

Light switches panel with switches of navigation lights, instrument lights, anchor lights, underwater lights, pilot lights, forward flood lights, dashboard, signage.

Lobby

Architectural lighting

Lighting switches

LED lighting to staircase

Entrance door to owner's cabin

Marble flooring

Owner's cabin

Large double bed

Bed side tables

Wardrobes

Vanity desk with chair

Sofa and table

Storage counter

Drawers to bed

Side windows with electric roman blinds

Air conditioning

Architectural lighting

Lighting switches and AC sockets

Wooden flooring

Carpet with design

Door with glass design to owner's bathroom

Owner's Bathroom

Vanity counter with marble top

2 x wash basin and tap with hot and cold water supply

Vanity mirror

Overhead lockers

Electric toilet

Bidet

Jacuzzi

Hot and cold water shower mixer

Head shower

Hand shower

Shower seat

Glass door to shower room

Architectural lighting

Complete set of sanitary accessories

Lighting switches and AC sockets

Marble flooring

Main Deck

Foyer

Electric curtains to patio door

Air conditioning

Architectural lighting

Lighting switches and AC sockets

Main Saloon

Sofa seats

Sofa side tables

Coffee table

Lower counters for storage

Side windows with electric privacy blinds and roman blinds with blackout

Air conditioning

LED decorative lighting

Lighting switches and AC sockets

Fitted carpet at sofa seats area

Wooden flooring

Dining Area

Dining table with glass top

Dining chairs

Port and starboard lower counters

Side windows with electric privacy blinds and roman blinds with blackout

Architectural lighting

Lighting switches and AC sockets

Air conditioning

Wooden flooring

Entrance door to main galley

Main Galley

Storage with shelves

Induction hob

Ice maker

Bottle cooler

Coffee machine

Refrigerator

Microwave Oven

Dishwasher

Stainless steel sink with hot and cold water

Side windows with pleated blinds

Overhead cabinets

Door to laundry/storage area

Air conditioning

Architectural lighting

Lighting switches and AC sockets

Laundry/storage

Storage cabinets

2 x Washer/dryer

Stairway to crew lobby

Main Lobby

Entrance door to dayhead

Stair case to lower deck

Storage area

Architectural lighting

Marble flooring

Lighting switches and AC sockets

Audio/ video room with storage on top

Dayhead

Wash basin and tap with hot and cold water supply

Electric toilet

Vanity mirror

Complete set of sanitary accessories

Architectural lighting

Lighting switches and AC sockets

Marble flooring

Gymnasium

Seat

Storage for weight lifting equipments

Wooden flooring

Architectural lighting

Lighting switches and AC sockets

Door to VIP cabin

VIP Cabin

Large double bed

Bed side tables

Wardrobes

Drawers

Vanity desk with chair

Low counter

Storage counter

Shelves

Drawers to bed

Storage under bed

Side windows with electric roman blinds

Air conditioning

Architectural lighting

Lighting switches and AC sockets

Fitted carpet

Long term and hidden storages

VIP Bathroom

Vanity counter with marble top

2 x wash basin and tap with hot and cold water supply

Vanity mirror

Overhead lockers

Storage

Electric toilet

Extractor fan

Bidet

Niche

Hot and cold water shower mixer

Head shower

Glass doors to shower room

Architectural lighting

Complete set of sanitary accessories

Lighting switches and AC sockets

Marble flooring

Lower Deck

Guest Lobby

Stairs from main lobby

Architectural lighting

Lighting switches

LED lighting to steps

Entrance door to port double guest cabin

Entrance door to starboard double guest cabin

Entrance door to port twin guest cabin

Entrance door to starboard twin guest cabin

Port Double Guest Cabin

Large double bed

Bed side tables

Drawers to bed

Vanity desk with chair

Storm shutter storage

Wardrobe

Side windows with electric roman blinds

Air conditioning

LED decorative lighting

Architectural lighting

Lighting switches and AC sockets

Fitted carpet

Entrance door to bathroom

Port Double Guest Bathroom

Vanity counter with marble top

Wash basin and tap with hot and cold water supply

Vanity mirror

Porthole with pleated blinds

Electric toilet

Glass doors to shower room

Hot and cold water shower mixer

Head shower

Architectural lighting

Complete set of sanitary accessories

Lighting switches and AC sockets

Marble flooring

Starboard Double Guest Cabin

Escape hatch through wardrobe to port side double guest cabin

Large double bed

Bed side tables

Drawers to bed

Vanity desk with chair

Storm shutter storage

Wardrobe

Side window with electric roman blinds

Air conditioning

LED decorative lighting

Architectural lighting

Lighting switches and AC sockets

Fitted carpet

Entrance door to bath room

Starboard Double Guest Bathroom

Vanity counter with marble top

Wash basin and tap with hot and cold water supply

Vanity mirror

Porthole with pleated blinds

Electric toilet

Glass door to shower room

Hot and cold water shower mixer

Head shower

Architectural lighting

Complete set of sanitary accessories

Lighting switches and AC sockets

Marble flooring

Port Twin Guest Cabin

2 x Single beds

1 x Pullman bed

Bed side table

Wardrobe

Drawers to beds

Vanity desk with chair

Side window with electric roman blinds

Air conditioning

Architectural lighting

LED decorative lighting

Lighting switches and AC sockets

Fitted carpet

Entrance door to bathroom

Port Twin Guest Bathroom

Vanity counter with marble top

Wash basin and tap with hot and cold water supply

Vanity mirror

Open shelves

Electric toilet

Hot and cold water shower mixer

Head shower

Porthole with pleated blinds

Glass door to shower room

Complete set of sanitary accessories

Architectural lighting

Lighting switches and AC sockets

Marble flooring

Starboard Twin Guest Cabin

2 x Single beds

1 x Pullman bed

Bed side table

Wardrobe

Drawers to beds

Vanity desk with chair

Side window with electric roman blinds

Air conditioning

Architectural lighting

LED decorative lighting

Lighting switches and AC sockets

Fitted carpet

Entrance door to bathroom

Starboard Twin Guest Bathroom

Vanity counter with marble top

Wash basin and tap with hot and cold water supply

Vanity mirror

Open shelves

Electric toilet

Hot and cold water shower mixer

Head shower

Glass door to shower room

Porthole with pleated blinds

Complete set of sanitary accessories

Architectural lighting

Lighting switches and AC sockets

Marble flooring

Crew Lounge

Counter top

Stainless steel sink and tap with hot and cold water supply

Refrigerator

Induction Hob

Overhead storage lockers

Sofa seats and table

Portholes with pleated blinds

Lockable water/gas tight door to engine room

Air conditioning

Architectural lighting

Lighting switches and AC sockets

Entrance door to captain's cabin

Vinyl flooring

Captain's Cabin

Large bed

Bed side table

Wardrobe

Porthole with pleated blinds

Storage under the bed

Air conditioning

Architectural lighting

Lighting switches and AC sockets

Vinyl flooring

Entrance door to bathroom

Captain's Cabin Bathroom

Wash basin and tap with hot and cold water supply

Vanity mirror

Electric toilet

Curtains for shower area

Teak shower tray

Hand shower

Hot and cold water shower mixer

Complete set of sanitary accessories

Architectural lighting

Lighting switches and AC sockets

Crew Cabin 01

2 x single bunk beds

Open shelves

Wardrobe

Porthole with roman blinds

Air conditioning

Architectural lighting

Lighting switches and AC sockets

Vinyl flooring

Niche

Entrance door to bathroom

Crew Cabin 01 Bathroom

Wash basin and tap with hot and cold water supply

Electric toilet

Medicine cabinet

Niche

Hot and cold water shower mixer

Hand shower

Foldable glass door to shower room

Complete set of sanitary accessories

Architectural lighting

Lighting switches and AC sockets

Crew Cabin 02

Fire escape hatch to gymnasium

2 x single bunk beds

Open shelves

Wardrobe

Porthole with roman blinds

Air conditioning

Architectural lighting

Lighting switches and AC sockets

Vinyl flooring

Entrance door to bathroom

Crew Cabin 02 Bathroom

Wash basin and tap with hot and cold water supply

Electric toilet

Medicine cabinet

Niche

Hot and cold water shower mixer

Hand shower

Foldable glass door to shower room

Complete set of sanitary accessories

Architectural lighting

Lighting switches and AC sockets

Systems Onboard

Engine room equipments

2 x main engines

2 x generators

Alarm monitoring display

Underwater exhaust system

Air conditioning chillers on port and starboard side

Chillers control panels

Fire dampers

Intakes for air circulation

Fire Escape hatch from engine room to main saloon

Extractor fans

Electric and manual oil exchange system for engines, gear boxes, and generators

Sea water cooling system for engines and generators

Temperature sensors on engine water jackets

Fresh water outlets

Auto float switches

Lockable water/gas tight door

Smoke detector and heat detector

Battery chargers

Battery banks

Battery bank switch panels

Electrical System

Electrical system of the boat is 3-phase, 230/400 V AC, 50 Hz

Main power supplied to yacht by two generators

3-phase dockside connection (100 A) with cable and cable master system

Main switch board system equipped with magnetic contactors, overload protections and short circuit protections

Outgoing circuits protected by circuit breakers

Battery isolation switches

2 x 12 V, 200 Ah batteries for port engine

2 x 12 V, 200 Ah batteries for starboard engine

4 x 12 V, 200 Ah batteries for service and machinery

2 x 12 V, 200 Ah batteries for emergency

2 x 12 V, 100 Ah batteries for port generator

2 x 12 V, 100 Ah batteries for starboard generator

Batteries are charged by three battery chargers

100 A, 24 V battery charger for service and machinery batteries

30 A, 24 V battery charger for engine batteries

30 A, 24V battery charger for generator batteries

30 A, 24V battery charger for emergency batteries

Main panels are placed in the passageway to captain's cabin in crew lounge

Main switch board 400 VAC, 3 PN, 50 Hz (crew lounge)

400/230 VAC main distribution panel (1&2) (crew lounge)

24 V DC distribution panel (crew lounge)

Secondary distribution panels located at:

Upper deck distribution panel (main deck lobby)

Main deck distribution panel (main deck lobby)

Lower deck distribution panel (main deck lobby)

Main galley & fwd crew panel (laundry/storage)

24V DC system panel (laundry/storage)

24V DC navigation panel (wheel house)

Emergency system panel (wheel house)

Aft crew and engine room panel (crew lounge)

230V AC power outlets in all areas

Cathodic protection provided by cross bonded zinc anodes

Port and starboard generators battery bank switch panel located at engine room

Port and starboard engines battery bank switch panel located at engine room

Service and machinery battery bank switch panel located at aft cockpit

Navigation system

Garmin navigation system

3 x 17" multi touch display monitors on the main helm

2 x 15" multi touch display monitors on the sundeck helm

AIS 600 Blackbox transceiver

Garmin remote input device

GHP Reactor

GMR 606 xHD radar

GND 10

2 x Garmin SD card readers

2 x Garmin remote sounder GSD 24

2 x Garmin GHC 20 marine autopilot control at main helm

2 x Garmin GHC 20 marine autopilot control at sundeck helm

2 x Garmin thru hull bronze transducer

Garmin GMI 20 marine instrument display at main helm

Garmin GMI 20 marine instrument display at sundeck helm

Garmin VHF 200i at main helm with second station at sun deck helm

2 x GPS 19x-NMEA2000 antenna

Night vision camera system

Camera monitoring system (5 areas); sundeck, main deck aft cockpit, engine room, main deck port side gunwale, main deck starboard side gunwale

Navigation lights according to the international regulations

Navigation lights (red and green)

Stern light

Mast light

Anchor light

Not Under Command lights

Mast fitted on the sundeck hardtop; the mast provided with lines and hooks signals and with all

necessary equipment to antennas, radars, wind speed, navigation lights, lightning arrester, horn,

forward and aft search light

Entertainment System

Main saloon

BeoVision Avant 75" TV

BeoRemote one

Apple TV

iPAD mini with launch port charger

2 x BeoLab 3 speakers on ceiling mount

Satellite receiver

Owner's cabin (including bathroom)

BeoVision Avant 55" TV

BeoRemote one

2 x BeoLab 17 rear speakers on wall bracket

Apple TV

iPAD mini with launch port charger

BeoSound Essense

Essence remote

6.5" flush mount speaker

Beo Link passive amplifier

Satellite receiver

VIP cabin

BeoVision Avant 55" TV

BeoRemote one

Apple TV

BeoSound Essense

Essence remote

6.5" ceiling mount speaker

BeoLink passive amplifier

Satellite receiver

Port double guest cabin

BeoVision 11 - 40" LED TV

BeoRemote one

Apple TV

Satellite receiver

Starboard double guest cabin

BeoVision 11 - 40" LED TV

BeoRemote one

Apple TV

Satellite receiver

Port twin guest cabin

BeoVision 11 - 40" LED TV

BeoRemote one

Apple TV

Satellite receiver

Starboard twin guest cabin

BeoVision 11 - 40" LED TV

BeoRemote one

Apple TV

Satellite receiver

Gym

8" flush mount speaker

Main galley

8" flush mount speaker

Sundeck

6 x 8" flush mount speaker

Upper deck

4 x 8" flush mount speakers

Main deck aft cockpit

4 x 8" flush mount speakers

Forward deck area

2 x 8" flush mount speakers

Power and Drive Systems

Electro-hydraulic servo assisted steering system

Direct shaft drive through tunnel

Hydraulic bow thruster 65 HP

2 x propellers, 5-blade, AB2 material

2 x rudders

2 x P-brackets

2 x duplex steel tail shafts

2 x hydraulic trim tabs

FRP fuel tanks with total capacity 4,413 US gal (16,705 liters)

Port and starboard side fuel tanks interconnection with fuel day tank

Fuel fillers on port and starboard side decks

Manual fuel shutoff valve connected with pull handle located at aft cockpit

Fuel filters for engines and generators

All tanks provided with manhole covers, ventilation pipes and connection pipes to manifold

Isolation valves to fuel manifold

Interconnection fuel lines are made of stainless steel pipes

Electric tank sensors

Fresh water system

FRP fresh water tank with capacity 1000 US gal (3785.41 liters)

Pressurized hot and cold water system

24V DC fresh water pump

230V AC fresh water pump

3 x water heaters (each capacity 100 liters)

Water maker capacity 140 l/h for fresh water

Water filler on side deck

Electric tank senders

Mepla piping throughout supplying all outlets

Dock connection for shore water supply on aft swimming platform with pressure regulator

Fresh water deck wash connection at aft swim platform and forward area

Black water and grey water system

Fwd black water tank with capacity 168 US gal (635.94 liters)

Fwd grey water tank with capacity 168 US gal (635.94 liters)

Aft grey water tank with capacity 17.35 US gal (65.67 liters)

Automatic/manual control system for black and grey water pumps

Black and grey water pump works on 230/400 VAC

Electric toilets 24 VDC

Black tank over board discharge on side deck

All plumbing lines are PVC pipes and flexible hoses

Electric tank senders

Fire extinguishing system

Fixed fire extinguisher system for the engine room and connected with pull handle located at aft cockpit

Fire alarm and fire bell at wheel house and engine room

Smoke detectors in all areas

Hand operated portable fire extinguishers for immediate use in all areas as below:

VIP cabin

Owner's cabin

Port double guest cabin

Starboard double guest cabin

Port twin guest cabin

Starboard twin guest cabin

Captain's cabin

Crew cabin 01

Crew cabin 02

Main Galley

Crew lounge

Engine room

Sundeck

Electric pump with bypass valves for fire and bilge purpose

Fresh water line connection to fire and bilge manifold for priming and cleaning

Plumbing are made of CuNiFer/stainless steel pipes

Fire hydrant valves with hose reel and nozzle at:

Engine room

Guest lobby (lower deck)

Aft cockpit (main deck)

Forward area port side under sofa (upper deck)

Bilge system

Bilge water high level alarm system

Auto float switches in each water tight compartment beneath the following area:

Forward crew cabin

Guest lobby

Bow thruster area

Forward water heater area

Engine room

Rudder compartment

Bilge suction lines connected to manual diaphragm pump and electric pumps with bypass valves for suction of the bilge water from engine room, rudder compartment

and forward area.

Air conditioning system

Chilled water air conditioning system with total capacity 348,000 Btu

All compressors on 400 VAC, three phase

All air handlers on 230 VAC, single phase

All air handlers connected with chillers system

2 x chilled water pumps

2 x sea water pumps

Air conditioning control switches in all areas

Plumbing lines are made of PVC pipes

Pipe lines are well insulated

Air Handler locations

Upper deck port side

Owner's cabin 18,000 BTU

Owner's bathroom 12,000 BTU

Wheel house 18,000 BTU

Upper deck starboard side

Owner's cabin aft 18,000 BTU

Owner's cabin fwd 18,000 BTU

Upper deck lobby 12,000 BTU

Wheel house 18,000 BTU

Main deck port side

Saloon aft 24,000 BTU

Dining area 18,000 BTU

Main galley 2 x 18,000 BTU

VIP cabin 18, 000 BTU

Main deck starboard side

Saloon aft 24,000 BTU

Saloon fwd 12,000 BTU

Dining area 24,000 BTU

Main lobby 18,000 BTU

VIP cabin 18, 000 BTU

Lower deck port side

Captain's cabin 12,000 BTU

Double guest cabin 12,000 BTU

Twin guest cabin 12,000 BTU

Crew cabin 01 6,000 BTU

Lower deck starboard side

Crew lounge 18,000 BTU

Double guest cabin 12,000 BTU

Twin guest cabin 12,000 BTU

Crew cabin 02 6,000 BTU

Insulation

Ceiling sides and bulkheads of engine room completely insulated with rock wool

Accommodation space and superstructure insulated with sound insulation foam

Sound stop insulation between the engine room and double guest cabin's bulkhead

All insulation on ship sides and decks properly sealed with aluminum tape where foreseen

Safety Equipments

19 x life jackets for adults

2 x life rings

4 x liferafts (each capacity 8 persons)

Miscellaneous

6 x fenders

First aid kit

Fire blanket

Tool kit

Mooring ropes

2 x boat hooks

Exclusions


Owner's personal belongings.

Disclaimer


The Company offers the details of this vessel or yacht in good faith but cannot guarantee or warrant the accuracy of this information nor warrant the condition of the vessel. A buyer should instruct his representatives, agents, or his surveyors, to investigate such details as the buyer desires validated. This vessel or yacht is offered subject to prior sale, price change, or withdrawal without notice.

PHOTOS


Exterior




Anchor Area




Anchor Area Seating (2)



Bow Seating Area and Sunbed




Flybridge



Flybridge




Flybridge Helm



Flybridge




Upper Deck Aft




Upper Deck Aft Jacuzzi



Upper Deck Gunnel



Cockpit Seating and lounge



Cockpit Seating



Cockpit Seating



Raised Wheelhouse



Raised Wheelhouse




Raised Wheelhouse




Main Salon




Main Salon



Aft Garage



Aft Garage



CONTACTS

Andrey Shestakov, leading yacht broker of the sales department of Shestakov Yacht Sales Inc. Shestakov Yacht Sales Inc., the official representative of the Miami/Fort Lauderdale FL headquarters.

Contact details

Email: **andrey@shestakovyachtsales.com**

Web: shestakovyachtsales.com/en/

Telephones

USA: **+1(954)274-4435**

Office hours

Monday – Saturday: **9:00 - 21:00** EDT

Sunday: **closed**

Address



Harbour Towne Marina, 850 NE 3rd St, STE 213, Dania, FL 33004