

LULU — VIKING



Builder: VIKING

LOA: 75' 0" (22.86m)

Year Built: 2018

Beam: 20' 6" (6.25m)

Model: Motor Yacht

Max Draft: 5' 8" (1.73m)

Price: PRICE ON APPLICATION

Location: United States

Our experienced yacht broker, Andrey Shestakov, will help you choose and buy a yacht that best suits your needs **Lulu — VIKING** from **our catalogue**. Presently, at **Shestakov Yacht Sales Inc.**, we have a wide variety of yachts available on **our sale's list**. We also work in close contact with all the big **yacht manufacturers** from all over the world.

If you would like to buy a yacht **Lulu — VIKING** or would like help answering any questions concerning purchasing, selling or chartering a yacht, please call **+1(954)274-4435**

TABLE OF CONTENTS

TABLE OF CONTENTS	2
SPECIFICATIONS	4
Overview	4
Basic Information	4
Dimensions	4
Speed, Capacities and Weight	4
Accommodations	4
Hull and Deck Information	5
Engine Information	5
DETAILED INFORMATION	6
VESSEL WALKTHROUGH	6
Electronics	23
Exclusions	28
Disclaimer	28
PHOTOS	29
viking-75-my-yacht-salon	29
viking-75-my-yacht-galley	29
viking-75-my-yacht-master-stateroom	29
viking-75-my-yacht-helm	29
viking-75-my-yacht-salon-seating	29
viking-75-my-yacht-galley-view	29
viking-75-my-yacht-dinette	30
viking-75-my-yacht-dinette-table	30
viking-75-my-yacht-vip-stateroom	30
viking-75-my-yacht-guest-stateroom	30
viking-75-my-yacht-crew-stateroom	30
viking-75-my-yacht-master-head	30
viking-75-my-yacht-guest-head	30

viking-75-my-yacht-helm-area	30
viking-75-my-yacht-cockpit-seating	31
viking-75-my-yacht-engine-room	31
CONTACTS	32
Contact details	32
Telephones	32
Office hours	32
Address	32

SPECIFICATIONS

Overview

“Lulu” is an exceptional example of Viking Yachts 75 Motor Yacht and is new to the market. She features the preferred open galley layout, Enclosed flybridge, MTU 12V 2000 M96 engine package with Joystick and an incredible array of electronics. Owner is ready for a larger vessel and wants this boat sold quickly.

Basic Information

Category: Motor Yacht

Model Year: 2018

Year Built: 2018

Country: United States

Dimensions

LOA: 75' 0" (22.86m)

Beam: 20' 6" (6.25m)

Max Draft: 5' 8" (1.73m)

MFG Length: 75' 0" (22.86m)

Speed, Capacities and Weight

Displacement: 130000 Pounds

Water Capacity: 302 Gallons

Fuel Capacity: 1855 Gallons

Accommodations

Total Cabins: 4

Sleeps: 10

Total Heads: 5

Crew Cabin: 2

Crew Heads: 1

Hull and Deck Information

Hull Material: Fiberglass

Engine Information

Engines: 2

Manufacturer: MTU

Model: 12V2000M96L

Engine Type: Inboard

Fuel Type: Diesel

DETAILED INFORMATION

VESSEL WALKTHROUGH

Description

“Lulu” is an exceptional example of Viking Yachts 75ft Motor Yacht. Viking re-invented the motor yacht with the introduction of the 75MY. No other manufacturer gives you the speed and sea keeping abilities that Viking is famous for in a motor yacht platform. “Lulu” has the popular open galley layout with a day head on her main deck, 4 incredible staterooms with en-suite heads, a comfortable enclosed flybridge, 2 crew staterooms, and the incredible MTU 12V2000 M96L engines with joystick control & station keeping ability. Prior to her delivery her owner outfitted her with an additional \$190,000 worth of electronics over and above the comprehensive package she was already equipped with. This boat has been constantly maintained by a knowledgeable Captain and crew since delivery and shows like new. The owners desire to move into a larger vessel asap makes this a great buy. Conveniently located in Naples, FL.

Salon

Expansive salon area with Gloss walnut cabinetry and designer décor

Extended sofa with storage and coordinating decorator pillows

Custom cocktail table with gloss walnut top

Large overhead dimmable lights and wall sconces on window lambrequins

Blinds: Motorized Oceanair Tealight soft weave light filtering on salon windows

Day Head located on starboard side of salon forward of stairway

Storage cabinets in salon on port side

Polished stainless steel pocketing glass door at upper cockpit entryway

Amtico flooring at salon entrance

Interior stairway to the flybridge with floating wood steps

Air conditioning with vents hidden behind the valances to maximize comfort while minimizing noise and drafts - individual temperature control

Bar cabinet with bottle and glass storage

Extended sofa

Wine cooler

Home theater center with 65" LED TV on a raise and lower mechanism with antenna or cable hook-up, and Bose system with custom surround sound, aux audio input jacks to accommodate additional equipment

Ice maker clear ice type concealed in walnut cabinetry behind door

Power Plex touch screen control monitor with audible and visible alarms: fire, engine room temperature, high bilge water, high exhaust temperature, generator and tank monitors as well as confirming correct system operation

Gost security system control panel

Walnut cabinetry

Costa partial carpet runner in Salon area to protect carpet

All drawer and cabinet hardware in satin nickel

Galley/Dinette

Galley: open layout option

Cambria "Fairbourne" countertop

Full height backsplash in Cambria "Fairbourne"

Pass-thru countertop ledge between galley and upper dining area

Overhead storage cabinets at forward end of galley

3 barstools (No backs) at galley counter with wood pedestals and chrome footrests. Ultra leather Brisa Fresco Whey color with welt

Amtico galley flooring "Vintage Teak with Dark walnut"

Electric range, 4-burner cook top, surface mounted

Under counter Sub-Zero refrigerator & freezer with drawers

Garbage disposal in sink

Dishwasher

Microwave/convection oven

Oven, built in

Sink, double-bowl, stainless steel, undermounted in countertop with satin nickel galley faucet

Trash compactor

Large storage cabinets and drawers adjacent to stairway on stbd side of galley area

Upper salon/Dinette Area

U-shaped dinette in Ultra-leather “Brisa Distressed Navajo Ivory” with High gloss teak dining table seats 6

Pop-up TV in upper salon

Desk with seating and storage cabinet stbd side of upper salon

Companionway

Carpeted staircase leading from galley to lower companionway with lighted steps and costa step covers

Awlgrip bilge areas with access hatches, snow white and lighted for easier maintenance and cleaning

Central vacuum system

Laundry Room with stackable, front loading washer and dryer with storage

Master Stateroom

Full Beam master stateroom

Bed, king-size, walk-around Viking Slumber #8 with designer bedding and lift up top for storage underneath

Hanging locker, full mirror double door, illuminated, maple-lined with bar for hanging clothes

2nd Hanging locker with bank of drawers underneath

End tables each side of bed in wood with drawer storage

Custom Sconce lighting over end tables

Stereo 12V CD/DVD with Bluetooth capability

Entertainment center, FM/DVD surround sound system with subwoofer

Headboard, upholstered

Tray ceiling with wood accents

Reading lights, overhead with separate switches

Seating, love seat port side with storage beneath

Bank of drawers to starboard side

Telephone outlet

TV, 46" flat screen mounted on forward bulkhead

Vanity/desk with storage, mirror, and chair

Blinds: Oceanair "Sandbar" linear, room darkening

Master Head

Large Cambria "Hampshire" counter top with dual vessel sinks

Wood face on lower Vanity

Linen storage with shelves and mirrored doors

Mirrored Ceiling

Medicine cabinets (2) with mirrored doors

Receptacle, 120V-GFCI

Stall shower, with frameless glass door and satin nickel shower fixtures and Oceanair blind for portlight

Towel bar and ring - satin nickel

Custom flooring in head and shower with Cambria "Fairbourne" boarder with Mosaic blends of Cambria in various complementing colors.

Headhunter head

Dual head shower fixture

VIP Stateroom (Forward)

Air conditioning/heat with temperature control

Bed, queen oversized walk-around with lift up storage and

Bedsread, quilted, designer style with two pillow shams

Decorative LED indirect rope lighting from underneath bed platform

Flooring carpet

Foredeck skylight with hatch with Ocean Air screen shade system

Lighting, overhead LED lights recessed in headliner with dimmer switches

Sheets

Stereo 12V with speaker recessed in headliner

Storage drawers under bed

TV, 32" flat screen

Windows, fixed, laminated safety glass

Blinds Oceanair Skysol privacy, Chintz topar plus

En-suite access to private head

Hanging lockers port and starboard with drawer storage underneath

VIP Head

Cambria "Fairbourne" Vanity top

Wood face on lower vanity

Exhaust fan with vent in soffit

Cambria head flooring with tile mosaic on shower floor

Cambria "Fairbourne" shower stall insert

Sealand head

Overhead recessed LED lighting

Linen storage with shelves

Lower vanity with walnut face

Mirrored Ceiling

Medicine cabinet with mirrored doors

Mirror around upper vanity insert

Opening port light in shower

Receptacle 120V GFCI

Shower light

Sink, undermount with faucet

Stall shower

Tower bar and ring

Guest Stateroom (Port)

Air conditioning/heat with temperature control with concealed air registers in upper valences

Bed, queen oversized walk-around with lift up storage

Upholstered headboard

Bedspread, quilted, designer style with two pillow shams

Decorative LED indirect rope lighting from underneath bed platform

End tables on each side of the bed with drawer storage

Flooring carpet

Hanging locker, illuminated, maple-lined with bar for hanging clothes

Lighting, overhead LED lights

Sconce lights over end tables

En-suite access to private head

Opening port light

Sheets

Stereo 12V /DVD player with speaker recessed in headliner

22"flat screen TV

Storage drawers located under hanging locker

Guest Head (Port)

Granite countertop

Exhaust fan with vent in soffit

Cambria custom flooring in head with mosaic in shower stall

Milano Blend mosaics custom shower tile

Sealand head

Overhead recessed LED lighting

Linen storage with shelves

Lower vanity with walnut face

Mirrored Ceiling

Medicine cabinet with mirrored doors

Mirror around upper vanity insert

Opening port light in shower

Receptacle 120V ? GFCI

Shower light

Sink, undermount with faucet

Tower bar and ring

Guest Stateroom (Starboard)

Air conditioning/heat with temperature control

Beds, Twin side by side with storage beneath

Bedsread, quilted, designer style with two pillow shams

Decorator fabric headboards, with hidden cabinet behind outboard headboard

Decorative LED indirect rope lighting from underneath bed platform

End Table with drawer storage between twin beds

Flooring carpet

Hanging locker, illuminated, maple-lined with bar for hanging clothes

Lighting, overhead LED lights

Opening port light with privacy cover

Sheets

Stereo/DVD player 12V /with speakers recessed in headliner

22" flat screen TV

Storage drawers located under hanging locker

En-suite access to private head

Starboard Head

Cambria "Fairbourne" countertop

Exhaust fan with vent in soffit

Cambria custom flooring with mosaic tile on head floor and shower floor and walls

Sealand head

Overhead recessed LED lighting

Linen storage with shelves

Lower vanity with walnut face

Mirrored Ceiling

Medicine cabinet with mirrored doors

Mirror around upper vanity insert

Opening port light in shower

Receptacle 120V GFCI

Shower light

Sink, undermount with faucet

Stall shower

Tower bar and ring

Captains Stateroom

Air conditioning/heat with temperature control

Bed, double

Bedsread, quilted, designer style

End table

Carpet flooring

12V Stereo/DVD with Bluetooth capaility

22" flat screen TV

Hanging locker, walnut, maple-lined with bar for hanging clothes

Overhead lighting LED

Opening port lights with privacy covers

Crew Stateroom

2 Beds, over/under

Bedsread, quilted, designer style with 2 pillow shams

Carpet flooring

Hanging locker, walnut, maple-lined with bar for hanging clothes

Overhead lighting LED

Opening port lights with privacy covers

Captain/Crew Head

Cambria “Fairbourne” Countertops

Stall shower with frameless glass door

Exhaust fan with vent in soffit

Custom walnut framed mirror on angled bulkhead of crew head to be full width and height

Amtico custom flooring

Mirrored Ceiling

Sealand head

Overhead LED recessed lighting

Lower vanity with walnut face

Receptacle 120V GFCI

Under mount sink with faucet

Towel bar and ring

Crew Companionway

Access to rudder table and mechanical area

Custom Amtico flooring

Main electrical panel with A/C selector breakers and touch screen control monitor with audible and visible alarms: fire, engine room temperature, high bilge water, high exhaust temperature, generator and tank monitors

Microwave

Refrigerator

Transom and engine room access

Cambria “Fairbourne” Countertop

Walnut side board cabinet and storage

Décor

Carpet throughout Salon, Companionway, all Staterooms

Crew common area Amtico flooring

Headliner two toned Moccasin white

Brushed nickel hardware throughout

Brushed nickel electrical cover plates throughout

Satin nickel door handles with leather insert throughout

Satin Nickel light trim throughout

Upgraded Stidd chair to ultraleather Brisa Black

Exterior aft salon deck bench in ultraleather Distressed outdoor Barro with Pebble welt

Exterior forward deck seating same as aft deck

Exterior sun pad Realistic Cloud

Aft deck teak chairs

Cambria counter upgrade in galley, day head, master head, port/starboard and forward head

Forward sunpad and seating in

Bridge deck lounge chairs

Lower deck arm dining chairs (2)

Forward, port and starboard port lights headliner inserts in hammered metal

Enclosed Bridge/ Main Helm

Air conditioning with reverse cycle heat, temperature control and dehumidification mode

Opening hard top roof with glass panel

L shaped sofa Dewberry style with storage beneath

Stidd helm chair Ultra leather Brisa Black

Companion seats -Stidd ultraleather Brisa black with drawer storage underneath

Engine controls MTU blue vision

Forward control station with all necessary control switches, lighted instruments, engine controls and VIPER steering

Recessed navigation screens (3ea)

Joystick control with station keeping ability

Flir night vision control

SeaKeeper control

Spotlight control

Stereo Controls

Water maker control at helm

Washer & Wiper controls

L-shape lounge with storage underneath

Refrigerator/freezer in place of refrigerated chill box

Power Plex touch screen control monitor, for remote operation of ships electrical systems with audible and visible alarms: fire, engine room temperature, high bilge water, high exhaust temperature, generator and tank monitors

TV Pop up, LED flat screen

Cocktail table - walnut, hi/lo

Cupholders at either side of helm dash area

Flip down wood panels conceal equipment switches

Window film for additional insulation

Removable mesh interior window covers

Amtico flooring at helm area and carpet behind

Amtico flooring at aft bridge door

Flybridge Aft Deck

Outdoor sink and barbecue area with Kenyon electric grill

Wet bar with Icemaker

Upper aft deck teak laid

Stairway with floating teak steps to lower cockpit

Safety rails

Decks

Tide Side deck boarding ladder system

Teak decking, straight plank on entire exterior including side decks and foredeck

Bow rail , Stainless steel

Removable shade with poles at foredeck seating

Fender storage lockers on foredeck

Refrigerated compartment adjacent to foredeck seating

Foredeck Sunpad with cupholders

Sunpad storage area under sunpad

Foredeck seating with walk thru and drink bolster

Lighting , LED pop up accent lighting at forward seating area

Stainless steel gas springs on all hatches and lids

Covers for seating

Anchor locker with access from foredeck

Anchor rode 250ft line, 250' chain

Anchor windlass Maxwell RC12-12 Hydraulic, reversible, with foredeck remote control

Polished stainless steel upgraded anchor

Color changing rope lighting in toe kick around perimeter of aft deck seat, house and sunpad

Dockside electric connection - (2) 100 amp/220V electric retractable

Glendinning Cablemasters in closeable boxes

Hydraulic swim platform w/ teak decking

Aft Deck Seating, large U-shape seating area

Airconditioned seat backs in Aft Deck seating area

Large high gloss teak table with protective cover at aft deck seating area

Folding teak chairs for extra seating capacity

Aft cockpit fly cover with zip out side panels

Hatch in floor of aft deck to access engine room

Water tight door in transom to access Capt/Crew staterooms and engine room access area

Side entry doors, full height port & starboard

Docking controls concealed in aft deck haunches with shifters, joystick, and thruster control

Electronic fuel tank monitors flush mounted into walk arounds near fuel fills

High capacity water drain system in aft deck behind salon door

Storage locker at base of flybridge stairway

Sure Shade electric awning mounted in aft flybridge overhang electrically deployed for additional aft deck shade

Stereo speakers tied into salon stereo with remote control

Freshwater wash down fore and aft

Transom shower

Tri color lighting in aft deck overhang

Stainless steel bow, spring and stern cleats thru bolted to aluminum backing plates

Construction

Awlgrip brass thru hulls and sea strainers in engine room and forward bilge

Awlgrip engine room, lazarette, forward bilge and anchor locker

Fiberglass side thru-hulls

High gloss walnut interior finish throughout

Hull infused end-grain balsa core sandwich fiberglass laminate

Propeller pockets to reduce draft

Strut and shaft log covers on hull bottom to reduce drag and increase and increase performance

Vacuum bagged composite bulkhead

Infused fiberglass intermediate engine room bulkhead, fuel, freshwater and holding tanks

Laminated end grain balsa core in hull sides and topsides

Layout forward: Four (4) stateroom layout, (5) heads.

Layout aft: Separate Captain and Crew staterooms with two bunks and shared head

Molded fiberglass salon floor/engine room ceiling with foam core for acoustical and thermal insulation

Stingers: fiberglass encapsulated foam

Mechanical

Air conditioning - chilled water, 8 tons (two 4 ton units), zoned with reverse cycle heat for complete climate control throughout the interior and with individual temperature controls for staterooms and salon

MTU dynamic positioning with joystick

Bow thruster, hydraulic

Willy Vac with pick up in engine room and lazarette

Delta T engine room ventilation system with thermostatically controlled supply and discharge fans for proper fresh air circulation and water intrusion suppression

Delta T pneumatically controlled engine room ventilation dampers, integrated into fire suppression system

Fuel priming pumps for main engines, electric

Fuel transfer system

Additional fuel tank for a total of 3 tanks

Oil changing system, gear type pump for main engines, transmissions, and generator with pump out line to run to aft deck locker

Propellers, class S pitch tolerance (ISO 484/2 and dynamic balancing), advance design cambered blade sections for optimum performance. Interceptor strips to adjust engine load. Nibral alloy for maximum durability

VIPER - (Viking Independent Programmable Electro-hydraulic Rudder) steering system with electronic interface for additional stations and future Auto Pilot

Windlass, hydraulic

Bilge pumps with clean out pump in keel area linked in to monitoring system and connected to float switches for automatic and manual operation

Centralized seawater system

External sea strainers for main engine pick ups

Fire suppression system, automatically and manually operated and tied into main engine and generator ignition and ventilation systems with override

Fresh water filter system

Fresh water supply in engine room

Internal sea strainers for generators and all other seawater pickups

Mufflers- Engine, inline type with surge tubes in engine room

Mufflers on generators

PEX plumbing system with manifold for isolation of areas

Racor dual fuel water separators

Shafts: Aquamet high strength stainless steel double taper

Tides marine dripless shaft seals with crossover lubrication

Electric water heater

Electrical

Charles Iso-boost transformer (2) 100 amp with ground plate

Color-coded, labeled and numbered wiring system with corresponding drawings, Dimmers, DC interior LED lighting throughout excluding the companionway

Generators, Diesel - (2) 29kW Onan QD (electronic quiet diesel) Series, user-friendly with electronic governing allowing voltage and electronic frequency control.

Glendinning Cablemaster (2) with 3 wire grounded cord

Magnetic switches for bilge lights

Master electrical control provided via Power Distribution System utilizing a Can Bus control for AC/DC remote breaker electrical systems. Complete system control and monitoring provided by 3 integrated touch screen controls - (1) located at salon (1) at flybridge and (1) main in crew area

Batteries (3) independent 24V banks mounted in fiberglass storage boxes maintenance free

Battery chargers (3) with thermal cutoffs

Battery distribution panels with Battery cutoff for ship service batteries

Battery parallel system for main engines and generator start

Bonded electrical system

Co2 detectors throughout vessel

Smoke detectors throughout vessel

Engine Room

MTU series 2000 V12 M96L 1945HP (Updates complete)

MTU dynamic position joystick system

Seakeeper Gyro NG 26

Spot Zero SZ3000 double bypass plumed to water maker and freshwater inlet

Watermaker (2) 1400 GPD with auto backflush

Back up fuel transfer in parallel

Back up pump for sea water system

Oil change line run to aft deck locker

Additional fuel in Saddle tanks

Shelf over standard generator

Shelf over 2nd generator

Clean out bilge pump with garden hose adapter on inlet

5 drawer tool box 16" wide painted white

Overhead handrails from forward engine room to bulkhead powdercoated white

Hydraulic bow thruster

Exclusions

All personal gear, dive gear and fishing gear. All galley utensils, glassware, dishes. Any non- permanently attached sound equipment.

Electronics

RADAR

Furuno 1528 DC 25KW transmitter 120 NM Black Box Radar system with 36RPM gearbox and 50 target total ARPA

Secondary GarminXHD2 Radar with 4' array

NAVIGATION

GARMIN GPSMAP8622 22" MFD with pinch to zoom

GARMIN REMOTE INPUT DEVICE - GRID

GARMIN 8000 SERIES CARD READER

GARMIN AIS-600 AIS TRANSPONDER

GARMIN GXM53 WEATHER ANTENNA

SHAKESPEARE 4365 GPS ANTENNA MOUNT

EXTENDER SNAPAV HDMI-CAT5/6 HDBASET B-520-EXT-230-RS

GARMIN GMS10 NETWORK EXPANDER

NETWORK

NMEA2000 NETWORK COMPONENTS

SOUNDER

GARMIN GSD-26 CHIRP VIDEO SOUNDER MODULE

AIRMAR B265LH 1kW CHIRP TRANSDUCER 42kHz-60kHz/130kHz-210kHz

GARMIN GPSMAP8617 17" MFD

DIGITAL DEPTH/TEMP

FURUNO RD33 DATA ORGANIZER & DISPLAY INC VIKING STANDARD EQUIPMENT

FURUNO 235DHTLMSE HI-PRECTMP2 TRANSDUCER INC VIKING STANDARD EQUIPMENT

AUTOPILOT

GHP REACTOR STEER-BY-WIRE COREPACK FOR VIKING VIPER

AUTOPILOT INSTALLATION KIT

VHF

ICOM IC-M605 BLK VHF RADIO INC (VIKING STANDARD EQUIPMENT)

ICOM IC-M605 BLK VHF RADIO

ICOM MB75 VHF FLUSH MOUNT F/502,602,802

SHAKESPEARE PHASE III 6225 8' VHF ANTE

SHAKESPEARE 5187 S.S. RATCHET MOUNT

HELM

CARLING USB OUTLET

WIFI

AIGEAN NETWORKS AN-2000 MARINE WI-FI SINGLE-BAND

SHAKESPEARE GALAXY 5239 10" WIFI ANTENNA

CAMERA

GOST PM-MINI IR BALL CAMERA 1 COCKPIT CAMERA, 3 ENGINE ROOM CAMERAS

PM MINIBALL CAMERA MOUNT

COLOR QUAD CAMERA SWITCH W/ ZOOM APP

EXTRON 5V COMPOSITE VIDEO DIST AMP MDA 1 X 5 WITH INPUT LOOP THRU

THERMAL IMAGING

FLIR M400XR STABILIZED THERMAL VISIBLE CAMERA WITH JCU NTSC

FLIR MD 625 THERMAL CAMERA MOUNTED AFT ON FLYBRIDGE

VIDEO DIST AMP MDA 5V COMPOSITE VIDEO 1 X 5 WITH INPUT LOOP THRU, EXTRON

MINI-MAST: FLIR MD-SERIES/ACR SPOTLIGHT

ADAM-6520 PLOTTER ETHERNET SWITCH

GARMIN NETWORK POE ISOLATION COUPLER

SATTV ENTERTAINMENT

KVH TRACVISION HD7 SATELLITE TV

CYBERPOWER PR750LCD MINI-TOWER 750VA

DIRECTTV HR24 HD/DVR DSS RECEIVER

SALON AND MSR:

KVH DIRECTV H25 HD DSS RECEIVER

KVH H25 DTV RECEIVER RF REMOTE

KVH- 72-0452-0 SWM EXPANSION KIT16 TUNE

KVH HD7 SAT TV DUMMY DOME W/BASEPLATE

DIRECTV DCA2PR0 CINEMA CONNECTION KIT II

3 APPLE TV 4K STREAMING DEVICES LOCATED IN MASTER, SALON AND CREW
STATEROOMS

STEREO UPGRADES

ADDED (2) JL AUDIO MHD 900/5 6CH CLASS D FULL RANGE MARINE SYSTEM
AMPLIFIERS 900 WATTS

ADDED (1) JL AUDIO 600/4 4 CH CALSS D FULL RANGE AMPLIFIER 600W

ADDED (3) STINGER SPS70 70 AMP POWER SUPPLIES

ADDED (2) SETS M770-CCX-CG-WHT JL AUDIO 7.7 COAXIAL SPEAKERS UPPER AND LOWER AFT SEATING AREAS

ADDED (1) M880-CCX-CG-W 8.8" PAIR OF COAXIAL SPEAKERS

ADDED (1) PS650-VEX-SG-WGW 6.5" ENCLOSED COAXIAL SPEAKER SYSTEM TO REPLACE UNDERHELM SPEAKERS FROM FACTORY

WIFI

ONE AIGEAN AN-700 DUAL BAND WIFI CLIENT (2.4 AND 5 GHZ)

SAT COMMUNICATION

TRACPHONE V7-HTS KU BAND ANTENNA;RACKMOUNTABLE INTEGRATED COMMBOX MODEL (ICM)

2 LINE CORDLESS PHONE WITH 1 EXTRA HANDSET

SALON

URC MRX-10 MASTER CONTROLLER

URC WI-FI REMOTE CONTROL TRC-1080

URC RMK-1 1U RACK MOUNTING KIT RMK-1

COMPONENT VIDEO TO SVIDEO/COMP CONVERTER

AUDIO/VIDEO COMPONENT 1X4 DISTRIB. AMP

EXTENDER SNAPAV HDMI-CAT5/6 HDBASET B-500-EXT-230-RS

LUXUL ABR-4400 ROUTER

LUXUL XWS-1310 WIRELESS CONTROLLER

LUXUL 24 PORT GIGABIT FLEX MNT SWITCH XGS-1024S/ UNMANAGED

SWITCH LUXUL 8-PORT W/4 POE PORTS XFS108 XFS1084P

MSR

URC MRX-2 NETWORK BASE STATION

URC WI-FI REMOTE CONTROL TRC-1080

NILES MSU250 SATTV IR REPEATER SYSTEM

METRA HDMI 5X1 CS-HDM5X1SW3

ENC FB

URC MRX-2 NETWORK BASE STATION

URC WI-FI REMOTE CONTROL TRC-1080

NEXUS CSI TV LIFT KIT

URC VS-1006 VOLTAGE SENSOR FOR MSC400

FUSION MS-NRX200i WIRED REMOTE

IR SENSOR SURFACE MOUNT BLACK NILESMS220

FWD STATEROOM

NILES MSU250 SATTV IR REPEATER SYSTEM

IR SENSOR SURFACE MOUNT BLACK NILESMS220

METRA HDMI 5X1 CS-HDM5X1SW3

SECURITY

GOST AME-PKG-101-TRACKING ONLY PACKAGE

GOST APPARITION SECURITY PACKAGE

GOST TOUCH SCREEN CONTROL

3 KEY FOBS

1 MOTION DETECTOR

2 DOOR CONTACTS (SALON AND FLYBRIDGE)

2 HI WATER SENSORS

1 IP67 WATER RESISTANT DOOR/HATCH CONTACT FOR ENGINE ROOM

1 LOW VOLTAGE SENSOR

2 SURFACE MOUNT SWITCHES WIDE GAP

1 WIRELESS RELAY

1 WIRELESS SMOKE DETECTOR

1 CELL MODEM

NET

LUMISHORE TIX802 EOS COLOR CHANGE PAIR W/ CONTROLLER

LUMISHORE TIX802 EOS COLOR CHANGE SINGLE

3 LIGHTS ON TRANSOM

LUMISHORE 5M DMX EXTENSION CABLE

ENTTEC ODE MODULE 70305

TECHNEC 5-PIN XLR MALE TO RJ45 ADAPTER

MEAN WELL SWITCHING POWER SUPPLY 24V/41.7A

FUSE BLOCK 12-GANG BLUE SEAS 5026

Exclusions


Owner's personal belongings.

Disclaimer


The Company offers the details of this vessel or yacht in good faith but cannot guarantee or warrant the accuracy of this information nor warrant the condition of the vessel. A buyer should instruct his representatives, agents, or his surveyors, to investigate such details as the buyer desires validated. This vessel or yacht is offered subject to prior sale, price change, or withdrawal without notice.

PHOTOS


viking-75-my-yacht-salon




viking-75-my-yacht-galley




viking-75-my-yacht-master-stateroom




viking-75-my-yacht-helm



viking-75-my-yacht-salon-seating



viking-75-my-yacht-galley-view



viking-75-my-yacht-dinette



viking-75-my-yacht-dinette-table




viking-75-my-yacht-vip-stateroom



viking-75-my-yacht-guest-stateroom




viking-75-my-yacht-crew-stateroom




viking-75-my-yacht-master-head



viking-75-my-yacht-guest-head



viking-75-my-yacht-helm-area



viking-75-my-yacht-cockpit-seating



viking-75-my-yacht-engine-room



CONTACTS

Andrey Shestakov, leading yacht broker of the sales department of Shestakov Yacht Sales Inc. Shestakov Yacht Sales Inc., the official representative of the Miami/Fort Lauderdale FL headquarters.

Contact details

Email: **andrey@shestakovyachtsales.com**

Web: shestakovyachtsales.com/en/

Telephones

USA: **+1(954)274-4435**

Office hours

Monday – Saturday: **9:00 - 21:00** EDT

Sunday: **closed**

Address



Harbour Towne Marina, 850 NE 3rd St, STE 213, Dania, FL 33004