

BISCUIT — MARLOW



Builder: MARLOW

LOA: 67' 8" (20.62m)

Year Built: 2015

Max Draft: 4' 10" (1.47m)

Model: Motor Yacht

Price: PRICE ON APPLICATION

Location: United States

Our experienced yacht broker, Andrey Shestakov, will help you choose and buy a yacht that best suits your needs **Biscuit — MARLOW** from **our catalogue**. Presently, at **Shestakov Yacht Sales Inc.**, we have a wide variety of yachts available on **our sale's list**. We also work in close contact with all the big **yacht manufacturers** from all over the world.

If you would like to buy a yacht **Biscuit — MARLOW** or would like help answering any questions concerning purchasing, selling or chartering a yacht, please call **+1(954)274-4435**

TABLE OF CONTENTS

TABLE OF CONTENTS	2
SPECIFICATIONS	6
Overview	6
Basic Information	6
Dimensions	6
Speed, Capacities and Weight	7
Accommodations	7
Hull and Deck Information	7
Engine Information	7
DETAILED INFORMATION	8
Deck and Hull	8
Aft Deck	10
Salon	11
Galley	12
Pilot House	13
Master Stateroom	13
VIP	14
VIP Head	14
Port Guest Stateroom	15
Electric	15
Engine Room	16
Engines	18
Flybridge	18
Lazarette	20
Laundry	20
Tanks	20
Dinghy	21
Electronics	21

Additional Salespersons Remarks	22
Disclaimer	23
Exclusions	23
Disclaimer	23
PHOTOS	24
Biscuit A	24
Biscuit C	24
Biscuit D	24
Biscuit F	24
Biscuit H	24
Biscuit J	24
Biscuit K	24
Biscuit (1)	24
Biscuit (2)	25
Biscuit (3)	25
Biscuit (5)	25
Biscuit (6)	25
Biscuit (7)	25
Biscuit (9)	25
Biscuit (10)	25
Biscuit (12)	25
Biscuit (11)	26
Biscuit (13)	26
Biscuit (17)	26
Biscuit (18)	26
Biscuit (15)	26
Biscuit (16)	26
Biscuit (21)	26
Biscuit (20)	26

Biscuit (22)	27
Biscuit (23)	27
Biscuit (24)	27
Biscuit (26)	27
Biscuit (25)	27
Biscuit (27)	27
Biscuit (28)	27
Biscuit (29)	27
Biscuit (30)	28
Biscuit (31)	28
Biscuit (32)	28
Biscuit (33)	28
Biscuit (35)	28
Biscuit (36)	28
Biscuit (37)	28
Biscuit (38)	28
Biscuit (40)	29
Biscuit (43)	29
Biscuit (44)	29
Biscuit (45)	29
Biscuit (46)	29
Biscuit (47)	29
Biscuit (48)	29
Biscuit (49)	29
Biscuit (50)	30
Biscuit (51)	30
Biscuit (52)	30
Biscuit (53)	30
Biscuit (54)	30

Biscuit (55)	30
Biscuit (56)	30
Biscuit (57)	30
Biscuit (58)	31
Biscuit (59)	31
Biscuit (60)	31
Biscuit (61)	31
Biscuit (62)	31
Biscuit (63)	31
Biscuit (64)	31
Biscuit (65)	31
Biscuit (66)	32
Biscuit (67)	32
Biscuit (68)	32
Biscuit (69)	32
Biscuit (70)	32
Biscuit (71)	32
Biscuit (72)	32
CONTACTS	33
Contact details	33
Telephones	33
Office hours	33
Address	33

SPECIFICATIONS

Overview

Revel in this spacious Marlow Explorer Yacht and breath in the expansive views and relax in easy elegance. With the stately stylish sophistication of the world renown Marlow Explorer 58E named "Biscuit." "Biscuit" is a beautiful newer model 58E Marlow Explorer yacht design, offering her new owners 3 full staterooms with 3 adjoining heads for privacy, performance, seaworthiness and comfort as the number one priority, in addition to our most popular 3/3 layout this yacht boasts the upgraded high performance, fuel efficient "go fast" engines utilizing Caterpillar C-18 1050HP twin diesel propulsion.

Discover the world with "Biscuit" for those who define Life by the Journey. Adding to the exquisitely designed and spacious salon gives her the full 18'6" beam bringing along the professional designer touches including customized lighting, premium fabrics, lovely teak inlays and fine artistic cabinetry skillfully made by hand, giving you a luxurious ambiance with each step when boarding this fine vessel.

Each Marlow is built using military grade bulkhead walls and maritime watertight doors with a special proprietary RIVAT composite construction allowing each vessel to meet with the highest standards in world class certifications envied by other high end boat builders, naval architects and marine engineers throughout the world.

Basic Information

Category: Motor Yacht

Model Year: 2015

Year Built: 2015

Country: United States

Dimensions

LOA: 67' 8" (20.62m)

Max Draft: 4' 10" (1.47m)

Speed, Capacities and Weight

Fuel Capacity: 1500 Gallons

Accommodations

Total Cabins: 3

Hull and Deck Information

Hull Material: Composite

Engine Information

Engines: 2

Manufacturer: Caterpillar

Model: C18

Engine Type: Inboard

DETAILED INFORMATION

Deck and Hull

The Marlow Explorer is one of the few yachts in the world whose manufacturer has taken the time to optimize the basic hull design. Most yachts built today are very similar to each other and their predecessors over the last 20 years. When you see a Marlow Explorer on land you notice very quickly that the yacht is blocked at the bow and at the stern she is sitting on her own proprietary twin Velocijet Strut Keels. Take the time to visit our yard so you can plainly see the under bottom out of the water.

The hull is molded in gel coat and topped with Awlgrip primer and finished with the beautiful Flag Blue Awlgrip paint. The bilges are so smooth using a special white gel-coating for a neat and tidy, always clean looking, finish like the rest of the exterior and decks on the yacht.

The propellers are position with a prop pocket gaining the ability to be well above the bottom of the keels whereby light grounding on a sand bar will only result in some worn bottom paint to the keels without ever touching or hurting the props!

What is not so obvious is how these strut keels will make the boat handle in a following sea. The lateral resistance provided makes the boat track straight with very little rudder correction required.

On deck you can see that the teak planks do not have bung holes hiding screws because instead they are epoxied in place for a far superior bond. There are no seams from the transom to the bow, including the Portuguese bridge due to the single molding piece of the deck giving the yacht unimaginable strength in heavy seas, squalls and horrendous storms. The windshields and side windows are tinted glass and laminated with a layer of 3M Hurricane shield to a total thickness of 13mm, twice what most builders use in vessels below 100'!

- Upgraded High gloss teak tables with custom ebony inlay located in cockpit and flybridge
- Upgraded Wolf electric BBQ grill
- Refrigerator/Freezer icemaker combo
- Sink on flybridge deck
- 1000 lb. full rotation davit
- Cockpit shower
- Swim ladder
- Fresh water system
- Sea water system
- Maxwell 2500 windlass
- Upgraded 5 N-rails on teak swim platform
- Dingy chocks

- Upgraded Wing boarding doors forward of cockpit
- Upgraded Customized canvas teak railing covers. (Protecting sun UV rays)
- Newly Customized canvas stern covers, pilot house window covers.
- Newly added sun screen for aft deck.

Aft Deck

When boarding this beautiful 67 ft length overall yacht, you can step up to either side of the boarding doors, portside or starboard sides of the aft cockpit. Located on the aft deck you will see two stylish settees', one positioned portside and the other starboard seating 6 people easily. With the beautiful aft seating arrangement, you may enjoy cocktails or dine alfresco on each of the hand-crafted tables, customized using teak, ebony, and an exotic woods compass rose making this boat extra luxurious.

You may also choose to board by stepping directly onto the swim platform where there is a single staircase mid transom and these steps leading up to the aft cockpit.

Using the swim platform boarding mode you will pass by 5 N-rails, removable and extremely sturdy high-grade stainless steel 316L for safety and ease when snorkeling or diving off the aft swim platform.

Just underneath the yacht you find the heavy duty teak stainless-steel pull out style swim ladder conveniently located aft deck middle at the waterline and you can use the stainless-steel grab bar built solidly into the teak swim deck for pulling one's self out of the water.

If after a swim you want a “quick rinse” shower or “privacy head” before retiring to inside the boat you can lift up the stairs on the transom as they will conveniently lead you directly down into the spacious lazarette, crew head and shower passing the lazarette onward you will walk directly into the over 6 foot ceiling standing tall engine room. Everyone is amazed when they see the Marlow Explorer engine room where you don't have to be a contortionist to get to the command central ER to do a system's check daily.

Salon

Upon entering the salon from the aft deck, you feel the spaciousness of the vessel's 18'6"

beam. This beautifully designed yacht has a gorgeous area with stunning panoramic windows for viewing throughout the salon and galley. This area captures the free-flowing onward sight to the forward windows where taking in dolphins playing and wonderful sunsets are the common place. On balmy and sun filled days you can capture this organic ventilation as the second aft door

can be easily unlatched and slid open to create a 5' wide opening. This is where you can feel the lovely pleasant breeze as well as see many beautiful waterways and enjoy a romantic alfresco dining experience aft deck if desired.

This exemplary yacht has 2 expansive and luxurious settees located on either side of the salon comfortably facing each other for those relaxed entertaining moments. They are custom designed Ultraleather and beautifully tufted for grand elegance. Under the salon seats shines a string of 110V lighting and provides perfect accent illumination. These deck light circuits and

110V plugs are on the 4,000-Watt inverter so no need for shore power or generator to have these on. On the forward end of the salon there is a 37" Sharp HD flat-screen TV. There are 5 overhead halogen lights in addition to the 24V Italian and Cabin Denmark lighting and valance lighting. For convenience she has a beautiful exotic teak and ebony inlay cocktail table placed perfectly in front of the settee. The table also has two magazine racks on the ends and drawers for storage. In the forward passageway as you leave the salon is a storage cabinet with two slide out storage shelves that have inserts to securely hold glasses and bottles for a convenient added wet bar and

another pleasurable space. Adding to the wet bar design is the gorgeous granite counters and a subzero refrigerator suitable for accoutrements. Finally, the overhead valance houses 5 small speakers for the upgraded high performing Fusion and Yamaha stereo with additional upgraded receivers for all 5 stations and includes a home theater system.

Galley

Moving onward you will find the pilothouse just three steps up from the salon and includes the lower helm station, dinette and galley. There are two (2) pilot house watertight sturdy exterior doors built on both port and starboard making both sides easy to open for excellent airing and more ventilation. The staircase forward descends to the staterooms and a dedicated 5 step teak staircase on the port side aft ascends to the Flybridge. The galley is very well equipped with top of the line appliances and plenty of storage for provisions and housewares. The galley is designed utilizing the U-shape with beautiful granite counter tops.

- Two Sub Zero refrigerator/freezer units (4 drawers)
- Dacor cook top smooth with sea rails/potholders
- Sharp Microwave
- Full size GE Advantium oven
- Grohe faucet
- Franke stainless steel sink
- Decorative wooden custom fit cutting board and sink cover.

- Drinking water faucet
- Fisher & Paykel dishwasher
- Upgraded designer granite sole flooring with stainless steel trim.

Pilot House

The beauty of the raised pilothouse design is the lower helm moves up and forward enough making the line of sight excellent from this helm station. Because of the open layout you have visibility straight through the salon to the aft deck. You can easily navigate the boat from this station and find you can dock effortlessly from this position as well. Most Marlow owners appreciate having both helm stations available due to many different destinations and changing weather conditions.

The lower helm is complete with the Pompanette chair for the captain next to a gorgeous teak dinette with Ultraleather luxury seating for guests. In front of the helm chair you have all the systems a captain would need. The engine displays, 15" Garmin 8215 multi-function screens, autopilot, VHF radio, and other critical systems all within easy reach. The overhead panel has electronics circuit breakers, inverter control panel, tank tender fluid level monitor for all tanks, bilge pump controls, and the vessel safety indicator lights. On long passages you will appreciate the ability to take 3 steps back to the galley while still being able to see out the windows and easily monitor the Garmin touch screens. With refined amenities and the signature Marlow Dream Berths grace each elegant area. Artistically crafted for elegance and privacy.

Master Stateroom

The master stateroom is amidships full width, making it very light and roomy with teak and holly sole throughout. "Biscuit" has an island king berth with drawers under the berth. The walls and cabinetry are all teak with darker exotic teak accents. There are

two cedar lined hanging lockers and several lockers with shelving. The LCD TV is easily viewed from the bed.

There is a beautiful nightstand on each side of the bed with 3 large dovetailed drawers mounted on ball bearing slides. There are night lamps both mounted just outside the headboard on each side to provide perfect light for reading. A beautiful curved solid teak valance over the

headboard of the bed has small halogen lights on a dimmer. The slots in the top of the valance diffuse the air-conditioning and send it out into the middle of the room, keeping cool drafts off the bed and air circulating evenly throughout the room. The strikingly handmade teak designed Shoji screens made with delicate yet serviceable rice paper provides excellent privacy while still providing light and privacy when docked at the marinas. The ensuite head is very spacious with vanity marble counters, under-mounted china sink bowl, Grohe faucet, several drawers and cabinets with shelves for storage of toiletries. The shower area has a large teak-framed Lexan door and the shower sides are finished in high gloss gelcoat trimmed in teak. There is a nice cabinet in the shower area to store toiletries. The tank tender is next to the head allowing you to see the state of the holding tank at a glance.

VIP

The VIP stateroom forward has a center-line island queen berth with six large drawers under the berth. Artistically built on each side above the berth are uniquely designed storage cabinets

with teak slats and a double button locking system that adds to the storage and spaciousness of the VIP guest room. All the cabinetry has inventive teak accents. There are twin cedar lined hanging lockers. There is 15" flat screen TV that is mounted on the aft wall of the stateroom. This stateroom has a CD stereo and berth reading lights. Two screened overhead hatches

provide light and fresh air and can also be opened for star gazing on balmy evenings.

VIP Head

There is a full head with separate stall shower accessible from the stateroom or the companionway to allow use as a day head. The Lexan shower door is a beautiful curved shape framed in solid teak to make the best use of the space. Both the head and the shower have exhaust fans vented outside the vessel. The sink is an under-mounted china bowl on a marble top finished with teak fiddles. The upgraded sole is granite and stainless-steel trim for an elegance and comfort for guests.

Port Guest Stateroom

The third stateroom is on the port side of the vessel at the base of the stairs from the Pilothouse. This stateroom provides two comfortable bunks and a cedar-lined hanging locker. There is a 15" flat screen TV on the aft bulkhead viewable from the berths and a CD radio. Double doors open this area to the companionway where you descend from the pilothouse giving the yacht a very open air feel. This bunk room also has its own head with separate shower stall, providing a true 3 stateroom 3 head yacht.

Electric

- Electrical bonding system
- Mastervolt 4000-watt inverter
- Battery parallel switches
- Upgraded AGM Batteries
- 4 x 200AH batteries for engines, 1 200AH for generator, 4 200AH for House - Inverter
- 110 Volt and 220 Volt house systems
- 24V lighting system with Italian and Cabin Denmark lighting fixtures
- Overhead 24V Halogen lights
- AC/DC distribution panel with magnetic circuit breakers

- Voltage meter for all battery banks
- 2 Glendinning cable masters aft, 2 50A receptacles in bow
- 2 Onan Generators 17kw

Engine Room

When entering into the engine room you will open a robust sturdy and large watertight bulkhead door designed for easy entrance to the main command center engine room where the high performing Caterpillar C-18 1015HP engines and other systems are located. The Marlow

Explorer yacht is well known to have built the very best engine room on a vessel of this size where “standing tall” is routine. You can get to everything quickly and safely with 6 foot 2 inches of “standing tall” head room. The area is well lit with 110V and 24V lighting. There are

4 large blowers to cool the space down after a run and the area is air-conditioned, so maintenance can be done in comfort. There is a large mirror on each side of the engine room, angled perfectly, so you can inspect the outboard side of the engine without going outboard. Each diesel engine has dual Racor filters. The fuel system is very simple with 1 large tank that can be filled easily and efficiently from either side of the boat. The engine beds are heavily polished stainless steel and secure the engine vibration isolation mounts to the hull stringers. These engine beds run past the transmissions to accept the thrust load of the Aqua drive units. The dripless shaft seals have a crossover tube that supplies water from both engines, so you can safely run on one engine. At the aft corner of the engine room you will find twin Sea Chests with removable clear cleaning port. Each of the engines, generator, air-conditioning system,

saltwater washdown and all the other components of the yacht that require saltwater have their own shut-off valve on the Sea Chest. One hull opening for each Sea Chest for all sea water needs provides great safety. The 1,015 HP C-18 Caterpillar engines are connected to the underwater exhaust system via elevated temperature silicone hose to further isolate noise and vibration.

- 12V & 110V Aqua Signal lighting
- Exhaust blowers
- High capacity induction blowers
- Chilled water reverse cycle air conditioning compressors with soft starts
- Fire extinguishing system
- PSR pressure freshwater system
- Engine hour meter and gauges
- 3" lead/foam engine room insulation
- Emergency engine stop
- 3700gph bilge pumps with auto and manual switch
- FRP fuel tank
- Watertight door w/window from Lazarette
- Oil temperature alarm
- 3 Fire extinguishers

- Dual Racor fuel separators with vacuum gauges for each engine and generator.
- Soft engine mounts
- Evolution shaft couplings
- Stainless steel workbench with heavy duty vice
- 950 GPD Sea Recovery Watermaker

Engines

- Cat C-18's at 1015HP
- Aqua-drive shaft coupling and soft engine mounts
- Dual Racor for each engine
- Morse Electronic controls

Flybridge

The flybridge is an excellent place for fair weather cruising and entertaining guests. The twin Pompanette helm chairs are very comfortable. The Garmin 8215 Multifunction 3D package is complete with dual 15" screens, 6kw radar, sounder module and camera

system. The Caterpillar electronic display is immediately forward of the large stainless-steel wheel. The console also has displays for wind velocity and direction, water depth, and boat speed. The VHF and the yacht's intercom phone are within easy reach. The flybridge is protected by a full factory fiberglass hardtop. The flybridge is accessible by customized teak step stairs from inside the pilothouse and from outside from the cockpit and the FRP stairway. She is well designed with comfortable seating aft of the helm chairs and a large customized handmade teak with ebony inlay table with fiddles perfect for dining outside. There is a sink, refrigerator with ice maker and plenty of storage as well as a Wolf BBQ electric grill wonderful for entertaining.

- A 1,000-pound hydraulic davit with remote.
- Twin Pompanette Helm Chairs powder coated.
- Garmin Chart Plotter, Radar, Sounder
- Simrad AP28 autopilot
- ICOM VHF Radios
- Sub Zero refrigerator with ice maker.
- Large seating area with high gloss teak with ebony inlay custom table.
- Factory Hardtop
- Stainless Steel Sink

- Under seat storage with drain mats
- Yacht Controller Wireless Remote controls engines and thrusters.
- Naiad stabilizer controls.

Lazarette

The large lazarette area is complete with air conditioning and fully finished with a teak and holly sole. This area provides the vessel with tremendous added storage and space including cabinets and cedar lined hanging lockers. This expanse is designed to receive mattresses and will convert into a full crew quarters if desired. The lazarette can be accessed by either the separate entrance door underneath the staircase and molded into the steps up to the flybridge located portside of the aft cockpit. The additional entrance is a deck hatch stairway built into the transom door that easily lifts upon entering. In addition, there is an aft lazarette sink, head and shower room separated and convenient for use whenever needed whether you are feeling a bit salty from diving off reefs or swimming on sandy beaches otherwise greatly designated for crew as needed.

Laundry

The full-size stacked washer and dryer is in the main companion hallway between the staterooms so everyone staying on board has access. There is added storage space for detergent and other supplies a few feet away at the base of the stairs.

Tanks

- Fuel:1500 Gallons in one large epoxy fiberglass tank with fills port and starboard.
- Fresh Water: 350 gallons in one FRP tank.
- Holding:125 Gallons in a single fiberglass tank with deck pump out and overboard discharge.

- Gray Water:100 Gallons, set up for automatic overboard discharge or holding.

Dinghy

The dinghy is easy to launch with the full hydraulic davit. You will appreciate the soft sides of the RIB tender as you approach the beautiful blue Awlgrip hull on a choppy day.

- 2015 Novurania 360 DL RIB tender.
- 40 hp Yamaha 4 stroke outboard.

Electronics

- Garmin 8215 twin 15" multi-function displays at each helm.
- Garmin 6KW Radar with a 6ft array
- Garmin GSD-24 sounder
- Garmin AIS 600 Transceiver
- Twin Icom M604 VHF radios
- Simrad AP28 Auto pilot each helm

- KVH Trackvision M5 Sat TV system with 18" dome
- KVH Satellite High Definition TV
- XM Satellite Weather
- Flur M324 Thermal Imaging Camera (night vision)
- Wireless cell phone repeater/amplifier
- Search Light
- Cameras (3) located in engine room, aft deck and flybridge looking aft.
- Yacht Controller wireless control
- GOST Phantom security system with GPS tracking system.
- GEOSAT Wi-Fi extender

Additional Salespersons Remarks

The distinguished "Biscuit" Marlow 58E Explorer 2015 yacht is the perfect size vessel for the couple who enjoys navigating and exploring the waterways together and also having the ability to easily invite several more guests and family members from time to time to join the adventurers. She is well equipped for safe handling, easy maneuvering and add to that her high performance, luxurious soft goods, excellent and extensive complete electronics and security package coupled with the timeless beauty and

excellence makes her the perfect Marlow

Explorer vessel. Her upgraded larger engine package utilizes the highly coveted C-18 Caterpillar1015HP giving her the ability to easily out run a storm at 25 knots or more if needed! And otherwise “for those who define life by the journey” and are enjoying the waterways by trawling between 8 or 10 knots scarcely sipping the fuel and meandering leisurely through the southern keys of Florida or feasting on the breath taking island views of the southern Caribbean. She is ready for her next adventure and awaits her new owners excitedly. Yachting is more than just owning a boat, it holds the power to change us and our world, journey by journey. Don't miss out on life's greatest moments.

Disclaimer

The Company offers the details of this vessel in good faith but cannot guarantee or warrant the accuracy of this information nor warrant the condition of the vessel. A buyer should instruct his agents, or his surveyors, to investigate such details as the buyer desires validated. This vessel is offered subject to prior sale, price change, or withdrawal without notice.

Exclusions


Owner's personal belongings.

Disclaimer

The Company offers the details of this vessel or yacht in good faith but cannot guarantee or warrant the accuracy of this information nor warrant the condition of the vessel. A buyer should instruct his representatives, agents, or his surveyors, to investigate such details as the buyer desires validated. This vessel or yacht is offered subject to prior sale, price change, or withdrawal without notice.

PHOTOS

Biscuit A



Biscuit C




Biscuit D



Biscuit F




Biscuit H



Biscuit J



Biscuit K



Biscuit (1)



Biscuit (2)




Biscuit (3)




Biscuit (5)




Biscuit (6)



Biscuit (7)



Biscuit (9)



Biscuit (10)



Biscuit (12)



Biscuit (11)



Biscuit (13)



Biscuit (17)



Biscuit (18)



Biscuit (15)



Biscuit (16)




Biscuit (21)



Biscuit (20)




Biscuit (22)



Biscuit (23)




Biscuit (24)



Biscuit (26)




Biscuit (25)




Biscuit (27)



Biscuit (28)



Biscuit (29)



Biscuit (30)



Biscuit (31)




Biscuit (32)




Biscuit (33)



Biscuit (35)



Biscuit (36)



Biscuit (37)



Biscuit (38)



Biscuit (40)



Biscuit (43)




Biscuit (44)




Biscuit (45)



Biscuit (46)




Biscuit (47)



Biscuit (48)




Biscuit (49)



Biscuit (50)




Biscuit (51)




Biscuit (52)




Biscuit (53)



Biscuit (54)



Biscuit (55)



Biscuit (56)



Biscuit (57)




Biscuit (58)



Biscuit (59)




Biscuit (60)



Biscuit (61)




Biscuit (62)




Biscuit (63)



Biscuit (64)



Biscuit (65)



Biscuit (66)



Biscuit (67)



Biscuit (68)



Biscuit (69)




Biscuit (70)



Biscuit (71)



Biscuit (72)



CONTACTS

Andrey Shestakov, leading yacht broker of the sales department of Shestakov Yacht Sales Inc. Shestakov Yacht Sales Inc., the official representative of the Miami/Fort Lauderdale FL headquarters.

Contact details

Email: **andrey@shestakovyachtsales.com**

Web: shestakovyachtsales.com/en/

Telephones

USA: **+1(954)274-4435**

Office hours

Monday – Saturday: **9:00 - 21:00** EDT

Sunday: **closed**

Address



Harbour Towne Marina, 850 NE 3rd St, STE 213, Dania, FL 33004