

SHANA — WORKBOATS NORTHWEST



Builder: WORKBOATS NORTHWEST

Year Built: 1989

Model: Motor Yacht

Price: PRICE ON APPLICATION

Location: United States

LOA: 107' 0" (32.61m)

Beam: 26' 0" (7.92m)

Max Draft: 6' 6" (1.98m)

Cruise Speed: 10 Kts. (12 MPH)

Max Speed: 16 Kts. (18 MPH)

Our experienced yacht broker, Andrey Shestakov, will help you choose and buy a yacht that best suits your needs **Shana — WORKBOATS NORTHWEST** from **our catalogue**. Presently, at **Shestakov Yacht Sales Inc.**, we have a wide variety of yachts available on **our sale's list**. We also work in close contact with all the big **yacht manufacturers** from all over the world.

If you would like to buy a yacht **Shana — WORKBOATS NORTHWEST** or would like help answering any questions concerning purchasing, selling or chartering a yacht, please call **+1(954)274-4435**

TABLE OF CONTENTS

TABLE OF CONTENTS	2
SPECIFICATIONS	5
Overview	5
Basic Information	5
Dimensions	5
Speed, Capacities and Weight	5
Accommodations	6
Hull and Deck Information	6
Engine Information	6
DETAILED INFORMATION	7
General Layout	7
Exclusions	13
Disclaimer	13
PHOTOS	14
img_2680-img_2688	14
img_2498-img_2505	14
img_2854-img_2859	14
IMG_2821	14
img_2920-img_2928	14
img_3042-img_3048	14
img_3147-img_3153	14
img_2633-img_2637	14
img_2794-img_2798	15
img_2969-img_2974	15
img_2747-img_2758	15
img_2963-img_2968	15
img_2703-img_2710	15
img_2892-img_2899	15

img_2623-img_2632	15
img_2822-img_2827	15
img_3032-img_3040	16
img_3005-img_3011	16
IMG_2618	16
img_2535-img_2541	16
img_3050-img_3054	16
img_2506-img_2512	16
img_2975-img_2981	16
img_2906-img_2914	16
img_2722-img_2730	17
img_2878-img_2887	17
IMG_2792	17
img_2995-img_3004	17
img_3194-img_3201	17
img_3187-img_3193	17
img_3099-img_3106	17
img_3082-img_3088	17
img_3074-img_3081	18
IMG_3129	18
img_3139-img_3146	18
img_3107-img_3114	18
img_3066-img_3073	18
img_3132-img_3138	18
img_3018-img_3025	18
img_3089-img_3097	18
img_3209-img_3216	19
img_3026-img_3031	19
img_3162-img_3169	19

CONTACTS	20
Contact details	20
Telephones	20
Office hours	20
Address	20

SPECIFICATIONS

Overview

Shana is a very stylish design by the renowned Glade Johnson and Naval Architecture of Guido Perla. She was heavily built By Bruce Reagan at workboats Northwest in Seattle Washington. Shana is a proper motoryacht with long range, redundant systems and exceptional engineering.

SHANA has proven herself cruising from Alaska to Panama, the Caribbean all the way to the northeast, all with a high level of comfort and safety.

This vessel has been mentioned in many magazines along with being featured in “The Superyachts” publication (Volume 5) and was a recipient of The Superyacht Society Design Award for the best Motor yacht over 23m. This well known West Coast is timeless in her stylish lines and has been extremely upgrades by her current owner.

Please call Pete Sponek 253.720.1917 to schedule a viewing of this beautiful yacht.

Basic Information

Category: Motor Yacht

Model Year: 1989

Year Built: 1989

Country: United States

Fly Bridge: Yes

Cockpit: Yes

Dimensions

LOA: 107' 0" (32.61m)

Beam: 26' 0" (7.92m)

Max Draft: 6' 6" (1.98m)

Speed, Capacities and Weight

Cruise Speed: 10 Kts. (12 MPH)

Cruise Speed Range: 2000

Max Speed: 16 Kts. (18 MPH)

Water Capacity: 947 Gallons

Fuel Capacity: 6900 Gallons

Accommodations

Total Cabins: 5

Hull and Deck Information

Hull Material: Aluminum

Engine Information

Engines: 2

Manufacturer: Detroit Diesel

Model: 16v92

Engine Type: Inboard

Fuel Type: Diesel

DETAILED INFORMATION

General Layout

Aft Deck:

Boarding the Shana can be done using the Marquipt boarding stairs when docked or via the large hydraulic folding swim step that gives you access to the water down and dockside stepping onto the sponson, or up to the aft deck via the two circular stairwells. The vessel has large walk around decks for easy line handling, and boarding gates on both sides. The aft deck is partially covered with a built in settee aft and free standing chairs for alfresco dining. To the port side is access to the boat deck via a stainless steel and teak stair and through a closing hatch.

Main Salon:

Entering into the main salon from the aft is through two stainless steel and glass doors, once inside you are greeted by two sofas to the port and starboard with two large barrel chairs facing forward. The floor treatment is a combination of carpeting and hardwood along each side. all the way forward to the port is a wet bar with access to the galley through a closing door behind. To the starboard of the bar On centerline is the stairwell leading down to the master stateroom, along the starboard side is a hallway providing access access the galley then forward to the fwd salon and dining.

Galley:

Entering from either behind the salon bar or the starboard side companion way thru an artistic lexan curved wall is the galley, full stainless steel counters double sink, double 48" commercial refrigerator, 42" stainless electric cook top, Microwave, compactor, double oven. just aft of the entrance to the galley below the pilothouse stairs is the day head.

Fwd Salon and dining:

The forward salon is on the main deck above the guest quarters and includes an entertainment center and dining area with L shaped sofa, a dining table that accommodates 8 guests and 2 dining chairs. The entertainment equipment is housed in a cabinet on the starboard side of the stairs and a crystal cabinet is on the port side of the stairs.

Master Stateroom:

Access to the master stateroom is made down a stairwell from the forward salon, The full width owners suite with king bed features 2 cedar lined closets and built in drawers and an entertainment system with HDTV, DVD, CD, SAT TV there are large hanging

lockers to the port and starboard along with ample of storage drawers, there is a cozy chair and ottoman to the starboard side of the bed, and night stands on both sides. On the port side leading aft is access to the beautiful master head that is equipped with double sinks, beautiful marble counters, a jetted tub large enough for two, large glass enclosed shower with bench, the head is behind a closed door forward of the shower.

Port and Starboard Guest Cabin:

Entering forward of the salon/dining room is access to the guest accommodations, there is a landing with access to both cabin, behind a door both Port & Starboard guest staterooms have twin beds with a night stand between, Bluetooth AM FM CD stereo, satellite Receiver, HD TV, Blue ray player and a private head with stall shower.

Crews Quarters:

Entering forward of the salon/dining room is access to the guest accommodations and crew quarters. crew is all the way forward through a watertight door, the crew quarters includes two cabins, one with upper & lower bunks, the other with a double berth, one head with shower and forward of that is a lounge area with storage below the deck and a Included are a new washer and dryer, refrigerator, stereo, in each cabin and a tv in the captains quarters. there are opening port lights, and a separate access via a side hatch leading to the main deck to the port.

Equipment List:

Galley and Laundry:

Traulsen 48" side by side refrigerator / freezer with icemaker

GE double oven

Kitchen Aid 42" electric cook top

Bosch dishwasher

Kitchen Aid trash compactor

Kitchen Aid instant hot water heater

Panasonic microwave

Traulsen 52" freezer (utility room)

2 Bosch Axxis stacked washer dryers (crew & utility room) new 2018

2 ULine refrigerators (salon & upper deck)

ULine icemaker (upper deck)

Electronics & Navigation Equipment:

Saylor Satcom

Furuno Navnet 3D

Furuno SC-702 Sat compass

Brooks & Gatehouse Hydra 330 5 station system

Furuno GP36 differential GPS

Furuno FS4001 HF/SSB

Furuno Far-2127 BB radar

Furuno 1832 radar

Furuno CH14 sonar (dis-connected)

Comnav 2001 autopilot

Datamarine LX201 depth sounder

Naiad Dynamics Stabilizer control

Standard LH10 loudhailer

DZL 300TC fuel flow meter

(2) Icom IC-M604 VHF

Panasonic 2 camera CCTV system with stern camera and engine room camera

Handheld VHF

Epson XP-C10 scanner printer

Furuno FA-150 AIS

Electrical System:

12 and 24 DC system, 110 and 220 VAC system

(3) 24 VDC Constavolt battery chargers

(2) 2500 Watt heart inverters

(2) 50 amp Charles iso boost transformers

100 amp single phase buck boost transformer

(2) 40 KW Northern Lights generators (1) 14,046 hrs (2) 14,484 hrs

8 KW Northern Lights night loads generator 6,759 hrs

Deck & Hull:

2005 Novurania 460 RIB with 90 hp Yamaha outboard

Hydraulic crane 3450 lbs SWL recently rebuilt.

Hydraulic mast

Hydraulic swim platform that folds down to create a 'beach'

Maxwell Marine hydraulic VWC 5000 anchor windlass

(2) Maxwell Marine hydraulic VC 3000 capstans

330 lb Bruce Anchor with 400 ft ½" chain

180 lb Forfjord auxiliary anchor with davit

Fortress FX37 with 300 ft 1" nylon rope

Kahlenberg Q3A Quadrulux Chimetone Marine air horn

(2) ACR RCL100 remote control spotlights

Safety & Fire Protection:

Viking 8 person liferaft new 2019

(12) adult type 1 life jackets

(4) child type 1 life jackets

ACR Mini B EPIRB

(2) 406 EPIRB

(2) type IV life ring

ACR strobe M.O.B. beacon

All required flares

(5) Immersion suits (survival suits)

(2) 54 lb Halon in engine room with auto shutdown on fans and fuel and other

appropriate equipment

(4) fire fighting Stations with hoses and extinguishers

(6) 10 lb fire extinguishers throughout vessel

Rochester Instrument Co. AN3100 64 point alarm system with enunciators

Infrared motion sensors

Fire and smoke detectors

Remote response panel in captain's cabin

Mechanical Equipment & Engine Details:

Twin Detroit Diesel 16V92 1400 HP fitted with TDI Turbostart pneumatic starters (100 hrs SMOH)

Twin Disc DD6619RV VDrive

transmissions (2007)

Veem 5 bladed props on 4.5" Aquamet 22 shafts

Naiad Stabilizers 16 sq ft fins with electronic control

16" hydraulic bow thruster with PTO off #1 genset and electric backup

Mathers CH5 pneumatic 4 station engine controls

Twin 2 speed Wagner hydraulic steering systems

Engine driven air compressor

(2) 220VAC air compressors

24VDC air compressor

Juel compressor for heads

(2) 72 ton Marine Air reverse cycle chillers (2019)

(2) HRO standard water makers (1200GPD each)

65 gallon water heater

(3) freshwater pumps (2) 220VAC (1) 24VDC

(6) Microphor toilets

Microphor MSD Type II 10 person system

Fuel Treatment & Tankage:

Main Engines: Twin Racor 79 / 1000 with vacuum gauges

40 KW generator Racor 500A

8 KW generator Racor 220/225

Electric & manual fuel transfer pumps

Fuel tankage: 7764 gallons (8 tanks)

Gasoline: 226 gallons (2 tanks) Not being used.

Water: 947 gallons

Grey water: 215 gallons (2 tanks)

Black water: 61 gallons

Plus Microphor MSD: 182 gallons

Lube oil: 234 gallons

Waste oil: 234 gallons

Construction:

Marine grade 5086 & 5053 aluminum plate construction electrically double butt welded with the following basic thickness over longitudinal and transverse framing.

Hull: ½" and ¾"

Topsides: 5/16"

Tank tops: 5/16"

Deck: ¼" with teak overlay

Superstructure: ¼"

(4) watertight bulkheads ½" to main deck level ¼" above deck

Hull and superstructure painted in Awl grip in (2015) and is in excellent condition

Bottom painted in Seahawk Tropicote in (2017)

Exclusions:

Owners and captains personal affects and artwork.

Exclusions

Owner's personal belongings.

Disclaimer

The Company offers the details of this vessel or yacht in good faith but cannot guarantee or warrant the accuracy of this information nor warrant the condition of the vessel. A buyer should instruct his representatives, agents, or his surveyors, to investigate such details as the buyer desires validated. This vessel or yacht is offered subject to prior sale, price change, or withdrawal without notice.

PHOTOS

img_2680-img_2688



img_2498-img_2505




img_2854-img_2859




IMG_2821



img_2920-img_2928



img_3042-img_3048



img_3147-img_3153



img_2633-img_2637



img_2794-img_2798



img_2969-img_2974



img_2747-img_2758



img_2963-img_2968



img_2703-img_2710



img_2892-img_2899



img_2623-img_2632



img_2822-img_2827



img_3032-img_3040



img_3005-img_3011



IMG_2618



img_2535-img_2541



img_3050-img_3054



img_2506-img_2512



img_2975-img_2981



img_2906-img_2914



img_2722-img_2730



img_2878-img_2887



IMG_2792



img_2995-img_3004



img_3194-img_3201



img_3187-img_3193



img_3099-img_3106



img_3082-img_3088



img_3074-img_3081



IMG_3129



img_3139-img_3146



img_3107-img_3114



img_3066-img_3073



img_3132-img_3138



img_3018-img_3025



img_3089-img_3097




img_3209-img_3216



img_3026-img_3031



img_3162-img_3169



CONTACTS

Andrey Shestakov, leading yacht broker of the sales department of Shestakov Yacht Sales Inc. Shestakov Yacht Sales Inc., the official representative of the Miami/Fort Lauderdale FL headquarters.

Contact details

Email: **andrey@shestakovyachtsales.com**

Web: shestakovyachtsales.com/en/

Telephones

USA: **+1(954)274-4435**

Office hours

Monday – Saturday: **9:00 - 21:00** EDT

Sunday: **closed**

Address



Harbour Towne Marina, 850 NE 3rd St, STE 213, Dania, FL 33004