

THE LYN — SEA RAY



Builder: SEA RAY

Year Built: 2018

Model: Motor Yacht

Price: PRICE ON APPLICATION

Location: United States

LOA: 55' 0" (16.76m)

Beam: 17' 7" (5.36m)

Min Draft: 0' 0" (0.00m)

Max Draft: 4' 6" (1.37m)

Cruise Speed: 26 Kts. (30 MPH)

Max Speed: 32 Kts. (37 MPH)

Our experienced yacht broker, Andrey Shestakov, will help you choose and buy a yacht that best suits your needs **THE LYN — SEA RAY** from **our catalogue**. Presently, at **Shestakov Yacht Sales Inc.**, we have a wide variety of yachts available on **our sale's list**. We also work in close contact with all the big **yacht manufacturers** from all over the world.

If you would like to buy a yacht **THE LYN — SEA RAY** or would like help answering any questions concerning purchasing, selling or chartering a yacht, please call **+1(954)274-4435**

TABLE OF CONTENTS

TABLE OF CONTENTS	2
SPECIFICATIONS	4
Overview	4
Basic Information	4
Dimensions	4
Speed, Capacities and Weight	4
Accommodations	4
Hull and Deck Information	5
Engine Information	5
DETAILED INFORMATION	6
Introduction	6
Fly Bridge Control Station	6
Fly Bridge	7
Lower Control Station	7
Interior	8
Salon	8
Galley	9
Master Stateroom	9
Master Stateroom Head/Shower	9
Forward Stateroom	10
Guest Head	10
Mid Stateroom	11
Canvas (Sunbrella)	11
Cockpit	11
Engine Room	12
Air Conditioning/Heating	12
Generator	12
Electrical Systems	12

Fuel System	13
Hull and Deck Features	13
Mooring System	14
Waste System	14
Water System	14
Certifications	15
Extra Equipment Installed	15
Exclusions	15
Disclaimer	15
PHOTOS	16
7234982_20191002133906093_1_XLARGE	17
GE	20
CONTACTS	21
Contact details	21
Telephones	21
Office hours	21
Address	21

SPECIFICATIONS

Overview

This L550 Sea Ray Fly is the nicest, most well equipped and well cared for Sea Ray on the market. The owner has improved this boat since it left the factory. It is a 10 out of 10 and this owner is fanatical about the care of her. All the best equipment, including Seakeeper, upgraded 1000 HP Caterpillar engines (with warranty until 2024), teak decks, Joystick control at 3 stations, Sea Ray vessel monitoring and control system with iPad, bow and stern thruster. She is loaded up and turn key ready. This one will not disappoint.

Basic Information

Category: Motor Yacht

Model Year: 2018

Year Built: 2018

Country: United States

Dimensions

LOA: 55' 0" (16.76m)

Beam: 17' 7" (5.36m)

Min Draft: 0' 0" (0.00m)

Max Draft: 4' 6" (1.37m)

Speed, Capacities and Weight

Cruise Speed: 26 Kts. (30 MPH)

Max Speed: 32 Kts. (37 MPH)

Water Capacity: 150 Gallons

Holding Tank: 68 Gallons

Fuel Capacity: 820 Gallons

Accommodations

Total Cabins: 3

Hull and Deck Information

Hull Material: Fiberglass

Engine Information

Engines: 2

Manufacturer: Caterpillar

Model: C12.9L In Line 6, 4-Stroke

Engine Type: Inboard

Fuel Type: Diesel

DETAILED INFORMATION

Introduction

This L550 Sea Ray Fly is the nicest, most well equipped and well cared for Sea Ray on the market. The owner has improved this boat since it left the factory. It is a 10 out of 10 and this owner is fanatical about the care of her. All the best equipment, including Seakeeper, upgraded 1000 HP Caterpillar engines (with warranty until 2024), teak decks, Joystick control at 3 stations, Sea Ray vessel monitoring and control system with iPad, bow and stern thruster. She is loaded up and turn key ready. This one will not disappoint. Notable Features:

- Upgraded Cat 12.9L 1000 HP with warranty until 2024
- Brunswick Passport warranty until 2024\
- Seakeeper 9 (factory installed)
- Glendinning joystick at 3 stations
- Bow and stern thruster
- Yacht Controller
- Sea Ray vessel monitoring and control system with iPad
- Fore and aft deck shades, fly bridge aft shade
- Hardtop with opening sunroof

Fly Bridge Control Station

- Glendinning Joystick control (1 of 3)
- Glendinning throttles
- Glendinning bow and stern thruster control
- Two Raymarine Monitors 17"
- Alarms, High-Water - Bilge & Cabin
- Compass
- Dash, Gel Coated
- Horn, Air - 24V
- Instrument Panel, High Gloss
- Instrumentation:- Digital Switching w/Custom Sea Ray Interface & Tablet Control- Caterpillar 7" Color Display- Engine and Alarm Data (Displayed on Chartplotter)- Fuel Status
- Parallel Start System - Engines
- Power Steering with Tilt Wheel
- Spotlight Remote Control
- Switch Panel, High-Gloss (Backlit)
- Switches, Illuminated Weatherproof & Electronic Dimmer Control

- Systems Monitor - For Pump Monitoring (On Raymarine Displays)

Fly Bridge

- Audio System, 12V Bluetooth Stereo w/ Rockford Fosgate Speakers (4) & Subwoofer
- Beverage Holders
- Control Station
- Glove Box Storage
- Electric Grill
- Handrails, 316 Stainless Steel
- Hardtop, Fiberglass with Electric Opening Canvas Skylight
- Bridge Access with custom stainless frame trim
- Lighting, Overhead, Blue/White Switchable LED
- Outlet, 120V GFI Protected
- Outlet, 12V Accessory
- Refrigerator, 120V
- Seating w/Storage
- Seating, Single Helm Seat w/Arm Rests, Pedestal w/Slide, Swivel & Vertical Adjustment
- Ship's Bell
- Storage, Under Seating
- Sunpad - Forward of Helm
- Table, Bridge, Hinged - High Gloss varnished Teak w/ built in cupholders cover
- Wet Bar w/Sink, Faucet, Solid-Surface Countertop, Stainless Steel Handrail & Trash Receptacle
- Covers for all cushions and helm
- Aft retractable shade

Lower Control Station

- A/C Vents on Dash Panels
- Alarms, High-Water - Bilge & Cabin
- Bow & Stern Thruster Control
- Compass
- Dash, Gel Coated
- Defroster, Windshield
- Horn, Air - 24V
- Instrument Panel, High Gloss
- Instrumentation:- Digital Switching w/Custom Sea Ray Interface & Tablet Control- Caterpillar 7" Color Display- Engine and Alarm Data (Displayed on Chartplotter)- Fuel Status

- Parallel Start System - Engines
- Power Steering with Tilt Wheel
- Seating, Helm (2) with Armrests, Reclining Backrests, Stainless-Steel Fold
- Down Footrests & Heavy-Duty Pedestals w/Slides, Swivels & Vertical Adjustment
- Shift & Throttle Controls, Electronic Spotlight Remote Control
- Switch Panel, High-Gloss (Backlit)
- Switches, Illuminated Weatherproof & Electronic Dimmer Control
- Systems Monitor - For Pump Monitoring (On Raymarine Displays)
- Visor, Upholstered
- Wiper Controls

Interior

- Carbon Monoxide Monitors
- Carpet, 55-Ounce 100% Stainmaster
- Wood window shades
- Doors, Wood
- Handrails, Stainless Steel
- Lighting, Direct & Indirect, LED
- Outlet & Switch Plates - Polished Chrome Finish
- Outlets, 120V GFI Protected
- Outlets, 12V Accessory
- Pillows, Accent
- Storage, In-Floor
- Vacuum, Dyson Cordless
- Separate Washer & Dryer

Salon

- Countertop, Silestone® Natural Quartz Surface
- Entertainment Center:-Bose® SoundTouch® System w/ Acoustimass™ 300 Bass Module-TV, 50" LED Smart Flatscreen & Blu-ray™ Player-SiriusXM® Satellite Receiver w/Antenna-Any Remote™ On-Screen Control System
- 12V Fusion 4-Zone Source Unit, Salon/Cockpit/Bridge
- Flooring, Wood
- Handrail, Stainless Steel
- Ottomans w/Storage and Movable Top (2)
- Outlet, 120V
- Seating - Sofa w/Storage
- Seating w/Storage
- Storage Cabinets
- Window, Electric Opening - Starboard Side Only

- Windows, Oversized Deckhouse

Galley

- Coffemaker, Keurig
- Countertop, Silestone Natural Quartz Surface w/Sink, Single-Lever Faucet & Wood
- Sink Cover/Cutting Board
- Flooring, Wood
- Freezer w/Icemaker, Under Counter Drawer - 120V
- Handrail, Stainless Steel
- Microwave/Convection Oven - 120V
- Power Vent, 24V
- Refrigerator, Under Counter Drawer - 120V
- Storage, Cabinets - Upper & Lower
- Storage, Designated Plate & Glass
- Storage, Drawers w/Cutlery Insert
- Stove, Two-Burner Induction
- Trash Receptacle

Master Stateroom

- Bed, Queen Size w/Innerspring Mattress, Pillows, Sheets, Coordinated Spreads & Drawer Storage Below
- Closet System, Cedar Lined w/Light & Full Length Mirror
- Door, Privacy
 - Entertainment Center:
 - Bose® Soundbar w/ Acoustimass™ 300 Bass Module
 - TV, 40" LED Flatscreen & Blu-ray™ Player
 - Any Remote™ On-Screen Control System
- Flooring, Carpet
- Hull Windows
- Night Stands
- Seating w/Storage
- Seating, L-Shaped Lounge w/Storage
- Storage, Dresser w/Drawers
- USB Port - Powered

Master Stateroom Head/Shower

- Door, Pocket Style
- Flooring, Tile

- Handrail, Stainless Steel
- Head, VacuFlush\
- Lighting, Vanity
- Power Vent, 24V
- Robe Hook
- Shower with Rain Shower & Acrylic Door
- Soap Dish
- Storage, Medicine Cabinet - Mirrored
- Tissue Holder
- Towel Ring
- Towels - Sea Ray
- Vanity w/Silestone Natural Quartz Surface Countertop, Sink, Faucet, Storage &
- Trash Receptacle

Forward Stateroom

- Bed, Queen-Size with Innerspring Mattress, Pillows, Sheets, Coordinated Spreads & Storage
- Door - Access to Fwd Head/Shower
- Door, Privacy
- Flooring, Carpet
- Hanging Lockers, Cedar Lined w/Light & Full Length Mirrors (2)
- Hull Windows
- Storage, Drawers (Under Bunk)
- Storage, Side Shelves w/Decorative Rails
- TV, 32" LED Flatscreen & Blu-ray Player
- USB Port - Powered

Guest Head

- Door, Privacy, Mirrored
- Flooring, Tile
- Handrail, Stainless Steel
- Head, VacuFlush
- Portlight, Opening
- Power Vent, 24V
- Robe Hook
- Shower with Seat, Shower & Radius Acrylic Door
- Soap Dish
- Storage, Medicine Cabinet - Mirrored
- Tissue Holder
- Towel Rings / Bars

- Towels - Sea Ray
- Vanity w/Silestone Natural Quartz Surface Countertop, Sink, Faucet, Storage & Trash Receptacle

Mid Stateroom

- Beds (2), Twin w/Pillows, Sheets, Coordinated Spreads & Storage (Converts to form Large Bed)
- Door, Privacy
- Flooring, Carpet
- Hanging Locker, Cedar Lined w/Light & Mirror
- Storage, Cabinet
- Storage, Shelf
- TV, 24" LED Flatscreen w/Remote Blu-ray Player

Canvas (Sunbrella)

- Bridge Seating & Console Covers
- Cockpit Seating Covers
- Foredeck Seating Cover
- Windshield Shade
- Foredeck shade
- Aft deck shade
- Fly bridge retractable aft shade

Cockpit

- Custom high gloss varnished teak table Beverage Holders
- Teak decks
- Door, Opacmare Stainless Steel Cabin Entry, Sliding & Lockable w/Flush Threshold
- Door, Transom
- Floor Liner, Self-Bailing Fiberglass
- Gates, Side Boarding - Port & Stbd
- Handrails, 316 Stainless Steel
- Hatch, Engine Room - Gas-Assisted
- Lighting, Overhead, Blue/White LED, Switchable
- Outlet, 120V GFI Protected
- Icemaker, 120V
- Seating w/Storage
- Speakers (2) w/Control from Salon Audio & bluetooth
- Steps, Boarding (Molded-In)

- Teak Steps, Molded Exterior Bridge Access w/Stainless Steel Handrail & Storage, Fenders & Gear

Engine Room

- Twin Caterpillar 12.9L Turbo charged 6 cylinder, 1000 HP each Onan 21.5 kW Diesel generator w/ Sound shield, remote start
- Seakeeper 9 gyro stabilizer
- Bilge Pumps, 24V Automatic
- Bilge Pumps, 24V Automatic High-Water (1 Bilge, 1 Cabin)
- Blowers, Delta "T" 24V Bilge (2)
- Exhaust, Power Pac Lift Muffler System
- Fan, Oscillating - 120V
- Fire Extinguishers
- Fire Suppression System - Automatic w/Diesel Shutdown, Override & Manual Pull
- Flooring, Diamond Plate
- Freshwater Cooling
- Gel-Coated Engine Room
- Insulation, Engine Room - 2" w/Loaded Vinyl Barrier
- Ladder, Stainless Steel - Removable/Swing-Away
- Light, Cord Reel
- Lighting, 24V LED

Air Conditioning/Heating

- Custom Integral Vent System
- Zone-Controlled Reverse-Cycle System, 240V (68,000 BTU)

Generator

- Onan 21.5 kW Diesel (240V/60 Cycle) w/Sound Shield, Remote Start, Muffler, Closed Cooling, Fuel Filter, Seacock & Seawater Strainer

Electrical Systems

- Batteries, 8-D Type w/Trays & Group 27 for Genset
- Battery Charger Over-Current Protection
- Battery Charger/Converter, 120V/10 Amp/12V
- Battery Equalizer, 60 Amp (2)
- Battery Solenoid Switches, 12V (2), 24V (2)

- Cable TV Inlet
- Panel, Circuit Breaker - Remote
- Panel, Main Distribution - AC
- Panel, Main Distribution - DC
- Shore Power, Cablemaster™ (Glendinning) 240V/50 Amp w/75' Cord & Wireless
- Remote (Cablemaster N/A w/220V/50 Cycle Shore Power)
- Shore Power, Secondary, Cablemaster 50 Amp/120V/60 Cycle w/50' Cord
- Transformer, Shore Power Isolation - 120V/50 Amp, 240V/50 Amp Wiring, Color-Coded w/Chafe Protection

Fuel System

- Crossover Fuel System
- Diesel Fuel System - w/Electric Transfer Pump=
- Fuel Filters, (3) Racor - (2) 75-1000MAX (Dual) for Engines (1) 500MA for Generator
- Fuel Lines, USCG - Type A-1
- Fuel Tanks, Aluminum w/Manual Shut-Off Valves & Sending Units

Hull and Deck Features

- Bottom Paint
- Bow & Stern Thrusters - 24V Electric
- Bow Rail, 316 Stainless Steel w/Welded Stanchions, Intermediate Rails & Life Lines
- Cleats, Custom Sea Ray Thru-Bolted-Stainless Steel (8)
- Deck Fill Plates, Stainless Steel - Port & Starboard
- Deck Rails, 316 Stainless Steel
- Gel Coat Exterior Finish
- Graphics, L-Class and lit Sea Ray emblem
- Handrails, 316 Stainless Steel
- Hatch, Deck
- Hull Windows
- Lazarette with Dedicated Storage for Fenders, Lines, Cleaning Supplies & Tools
- Lighting, Underwater, Blue or White LED - Transom (4)
- Lights, Navigation (LED)
- Portlights, Flush Opening in each head
- Rub Rail, PVC w/ Stainless Steel Insert
- Seating, Recessed Foredeck Wrap Around Bench Seating with Cushions and Stowable Backrests
- Spotlight, Halogen -Remote Controlled
- Storage, Foredeck
- Stringer System, Composite Material

- Swim Platform, Hydraulic Marine Lift with Remote & Manual Pump (1,000 LB Capacity) with Concealed Swim Ladder w/Integral Grab Handle Thru-Hull Fittings, Stainless Steel
- Vent System, Engine Room
- Windshield Defroster
- Windshield Washer System
- Windshield Wipers, 24V
- Windshield, Bridge Venturi W/ Stainless Steel Frame
- Windshield, Tempered/Tinted-Curved Glass (Bonded-In) with two pane forward
- windshield, Electric Starboard Drop-Down Side Window
- Yacht Flag w/Pole & Holder

Mooring System

- Anchor Chain Storage w/Gas-Assisted Hatches
- Anchor Chute, Stainless Steel
- Anchor Washdown Spigot w/Hose
- Anchor, Galvanized
- Windlass, Chain w/Foot Switches

Waste System

- Common Drain System
- Head System (VacuFlush)
- Holding Tank Level Indicator - MDP
- Holding Tank w/Dockside Pump-Out (68 Gallon)
- Macerator w/Seacock Interlock System
- Sump Box w/Automatic Pump & Hinged Service Lid

Water System

- Freshwater Washdown Spigots w/Hoses - Transom, Engine Room & Anchor Locker
- Manifold System w/Shutoff Valves
- Pressure Water System w/24V Pump & Charcoal Filtration System
- Shower, Cockpit - Hot & Cold w/Door
- Water Heater, 240V (20 Gallon)
- Water Inlet, Dockside
- Water Purifier System - Galley & Ice makers

Certifications

- CE, Category B
- Meets Applicable USCG & ABYC Standards
- NMMA Certification

Extra Equipment Installed

- Yacht Controller
- Custom High Gloss Teak Table in Cockpit
- Chrome Chelsea Clock
- Chrome Chelsea Tide Indicator
- Chrome Chelsea Barometer
- Stainless Steel Fixture around entry to Fly Bridge
- Stainless Steel chafe plates around deck cleats
- Stainless Steel Boat Model Number (L550)
- Custom Helm Seat Backs and Bar Stools in Salon
- Cabinet Door Hardware in Salon
- Cabinet Door Hardware in both heads
- High Grade Window tinting on all salon windows and sliding doors
- Fly Bridge Deck Mats
- Bow Seating Deck Mats




Exclusions

Owner's personal belongings.

Disclaimer






The Company offers the details of this vessel or yacht in good faith but cannot guarantee or warrant the accuracy of this information nor warrant the condition of the vessel. A buyer should instruct his representatives, agents, or his surveyors, to investigate such details as the buyer desires validated. This vessel or yacht is offered subject to prior sale, price change, or withdrawal without notice.

PHOTOS





7234982_20191002133906093_1_XLARGE













GE



CONTACTS

Andrey Shestakov, leading yacht broker of the sales department of Shestakov Yacht Sales Inc. Shestakov Yacht Sales Inc., the official representative of the Miami/Fort Lauderdale FL headquarters.

Contact details

Email: **andrey@shestakovyachtsales.com**

Web: shestakovyachtsales.com/en/

Telephones

USA: **+1(954)274-4435**

Office hours

Monday – Saturday: **9:00 - 21:00** EDT

Sunday: **closed**

Address



Harbour Towne Marina, 850 NE 3rd St, STE 213, Dania, FL 33004