

MI'KMAQ — HAMPTON YACHTS



Builder: [Hampton Yachts](#)

Year Built: 2018

Model: Motor Yacht

Price: PRICE ON APPLICATION

Location: United States

LOA: 65' 0" (19.81m)

Beam: 17' 8" (5.38m)

Min Draft: 5' 0" (1.52m)

Max Draft: 5' 0" (1.52m)

Cruise Speed: 20 Kts. (23 MPH)

Max Speed: 25 Kts. (29 MPH)

Our experienced yacht broker, Andrey Shestakov, will help you choose and buy a yacht that best suits your needs **MI'KMAQ — Hampton Yachts** from **our catalogue**. Presently, at **Shestakov Yacht Sales Inc.**, we have a wide variety of yachts available on **our sale's list**. We also work in close contact with all the big **yacht manufacturers** from all over the world.

If you would like to buy a yacht **MI'KMAQ — Hampton Yachts** or would like help answering any questions concerning purchasing, selling or chartering a yacht, please call **+1(954)274-4435**

TABLE OF CONTENTS

TABLE OF CONTENTS	2
SPECIFICATIONS	5
Basic Information	5
Dimensions	5
Speed, Capacities and Weight	5
Accommodations	5
Hull and Deck Information	5
Engine Information	6
DETAILED INFORMATION	7
Overview	7
Hull Superstructure and Deck	8
Side Decks and Fore Deck	8
Salon	8
Galley	9
Pilothouse	9
Deck and Flybridge	10
Electronics	11
Foyer	11
Owner's Stateroom	12
Owner's Head	12
VIP Stateroom	13
VIP Head	13
Mid Guest Stateroom	13
Guest Head	14
Engine Room	14
Electrical	15
Lazarette	16
General Equipment and Features	16

Exclusions	17
Disclaimer	17
Exclusions	17
Disclaimer	18
PHOTOS	19
Salon	19
Salon	19
Salon	19
Salon	19
Galley	19
Galley Dinette	19
Galley Dinette	19
Galley Dinette	19
Helm	20
Helm	20
Stairs to Staterooms	20
Hallway to Staterooms	20
Master	20
Master	20
Master	20
Master Head	20
VIP Stateroom	21
VIP Head	21
Guest Stateroom	21
Guest Head	21
Transom	21
Transom Aircraft-Style Door	21
Aft Deck	21
Aft Deck	21

Flybridge	22
Flybridge	22
Flybridge Grill	22
Flybridge	22
Flybridge Helm	22
Flybridge Helm	22
Flybridge Helm	22
Portside	22
Bow	23
Anchor	23
CONTACTS	24
Contact details	24
Telephones	24
Office hours	24
Address	24

SPECIFICATIONS

Basic Information

Category: Motor Yacht

Sub Category: Pilothouse

Model Year: 2018

Year Built: 2018

Country: United States

Vessel Top: Hardtop

Dimensions

LOA: 65' 0" (19.81m)

Beam: 17' 8" (5.38m)

Min Draft: 5' 0" (1.52m)

Max Draft: 5' 0" (1.52m)

Speed, Capacities and Weight

Cruise Speed: 20 Kts. (23 MPH)

Max Speed: 25 Kts. (29 MPH)

Water Capacity: 400 Gallons

Holding Tank: 150 Gallons

Fuel Capacity: 1200 Gallons

Accommodations

Total Cabins: 3

Sleeps: 6

Hull and Deck Information

Hull Material: Fiberglass

Engine Information

Engines: 2

Manufacturer: Caterpillar

Model: C-18

Engine Type: Inboard

Fuel Type: Diesel

DETAILED INFORMATION

Overview

Designed and built for comfortable, safe and dependable cruising. The attention to detail in every facet of construction is what every discerning yacht owner would expect in a semi-custom yacht. This solidly built cruiser with covered side decks features a wide 17' 8" beam which allows for large and comfortable living spaces with luxurious amenities.

The planing hull incorporates a modified deep-V design with high forward deadrise sections for a smooth entry in head seas and flatter aft sections with split-chine design by renowned Naval Architect Howard Apollonio to provide an efficient planing surface, resulting in a comfortable, stable and safe ride. The hull design also incorporates propeller tunnels to lower the propeller shaft angle for greater efficiency and directional stability. The 100% hand laid fiberglass hull is molded in one piece with five outer layers of vinyl ester resin for blister resistance. The hull is solid fiberglass reinforced with 2 layers of Kevlar from chine to chine and 3 layers of Kevlar in a forward collision zone. The deck, deckhouse and flybridge are cored with high strength "Divinycell" utilizing modern construction techniques for maximum strength to weight ratio.

The pilothouse offers excellent visibility and features a large instrument panel. A settee, with a custom finished table, offers a comfortable place to sit and converse with the captain while under way and can also be converted to a dinette for six at the dock. The fly bridge offers a large seating area with adjustable height table, helm bench, jump seat, wet bar, refrigerator and BBQ space.

The main salon is warm and inviting with a lounge to port and two sitting chairs to starboard. The salon is equipped with the very latest in high-tech audio and video entertainment equipment, including a 49" HD/ LCD TV and Bose surround sound system.

The galley, located amidships on the main deck, enjoys ample light from the pilothouse windows and has access to both salon and pilothouse. Premium appliances are complemented granite countertop and top quality fixtures.

Her 17' 8" beam allows for three spacious staterooms with plenty of storage and comfortable amenities. Custom built-in dressers, nightstands and vanity spaces adorn each stateroom. The master stateroom features a king size bed with excellent storage space and cedar lined hanging lockers. The master head has a shower tub lined with Corian, premium quality faucets and Corian countertop. Each guest head also features a beautifully designed enclosed shower stall. The VIP stateroom is forward with a centerline queen size bed and abundant locker and drawer space.

An aircraft style door in the transom leads to the large swim platform, and easy access

is provided to the engine room that has been carefully designed with an emphasis on serviceability.

Hull Superstructure and Deck

- *Kept in storage from May - October 2018
- Exclusive Hampton Split-Chine Hull designed for comfort, safety and efficiency
- Vinylester resin for first 5 layers of hull lay-up
- 2 layers of Kevlar from chine to chine and 3 layers of Kevlar in the forward collision zone
- Hand-laid fiberglass deck, deckhouse and flybridge cored with high strength Divinycell foam
- Hull/deck joint through-bolted every 6", sealed w/3M 5200 sealant, glassed over with 3 layers of fiberglass Longitudinal and transverse stringer system
- Molded F.R.P. rub rails capped with solid stainless steel trim rails
- Molded non-skid F.R.P. decks Interior structural components all properly bonded to the hull
- Stainless steel 316L Oval hand rails
- Stainless steel oval Bow Rail 316L

Side Decks and Fore Deck

- Anchor windlass: Maxwell 3500 single anchor with 3 station controls
- Anchor and chain: 1 x 50kg Bruce polished S/S anchor with 300' 3/8" HT chain & 25' of anchor rode
- Teak sides and aft deck
- Deckhouse fuel fill fuel tank vents
- Fore Deck custom sunbathing lounge pad- custom lounge pad - (decor)
- Non-skid recessed decks with LED courtesy lights
- Shore power inlets: starboard side of P/H - (2) 240/120V/50A, (1) 125V/30A
- Storage lockers - port and starboard built into the foredeck
- TV/Phone inlet: port side of P/H - Maringo brand
- 316L Oval SS handrails
- Storage lockers-port and starboard built into the foredeck

Salon

- Stainless steel sliding tri-fold entry door
- 49" LED HDTV with Bose surround sound system
- Wine cooler built-in cherry cabinet
- Cabinet above wine cooler for glassware

- Custom Makore Cherry paneling and cabinetry with satin finish
- Custom fabric wall panels & headliner
- Cabinet for entertainment system starboard side
- Carpet and underlay in salon
- Curtain box for salon door
- Custom glass table
- Frameless windows
- Custom window shades
- LED overhead and indirect lighting
- Custom LED light fixtures and matching cabinets pulls
- Custom L-shaped couch to port with end table
- Two Starboard side custom upholstered barrel style chairs
- Salon overhead decorative ceiling treatment
- 110 VAC outlets
- USB charging ports
- Air conditioning chilled water type

Galley

- Open U-shaped design offering unobstructed open view from the pilothouse helm to the aft deck settee
- Custom cherry diamond pattern cabinet panels with satin finish
- Granite countertop with large sink
- GE trash compacter
- SubZero full size refrigerator with (2) freezer drawers and ice maker
- GE Profile electric glass 4 burner induction cook top
- GE Profile 24" convection oven
- GE Profile Microwave
- GE Dishwasher
- Garbage disposal
- Galley drawers & storage cabinets
- GFCI outlets x 4 (Vimar)
- Large under counter sink with single lever faucet
- Custom LED light fixtures & matching cabinet pulls
- Pantry storage next to the oven

Pilothouse

- Two Pompanette Platinum Series helm chairs with stainless steel pedestals - captain's chair with power lift
- 3 x windshield wipers with washers (Exalto with Park Position)
- Air-conditioning vents for pilothouse

- Windshield defrost system
- 110 VAC outlets at the helm station
- USB charge ports
- Air conditioning - chilled water type
- Aircraft style port & starboard pilothouse doors
- Forward facing dinette/cruising settee with a custom table w/fold out
- Custom Makore Cherry paneling and cabinetry with satin finish
- Custom headliner
- Centered helm Pilot station with custom designed helm console
- Custom built-in desk on starboard side across from pilothouse dinette
- Makore Cherry and holly pilothouse floor
- Complete Caterpillar engine displays & instrumentation displays
- Curtain box for the port & starboard aircraft style PH doors
- Custom cherry and SS helm steering wheel
- Electronic engine controls
- Electric horn
- Fire suppression system remote override control
- Frameless windows in pilothouse
- Hydraulic power steering
- Interior stairway with SS hatch/door and safety railing leading to the flybridge
- Custom LED light fixtures & matching cabinet pulls
- Stabilizer system
- Search light
- Ships system indicator panel
- Stereo CD/DVD/AM/FM system with speakers for the pilothouse and cockpit
- Trim tabs
- Wema brand - fuel and water tank gauges
- Windlass controls

Deck and Flybridge

- 110 VAC outlets installed at the helm station, settee and port side of entertainment center
- USB charge ports installed at the helm station
- Chilled water A/C on bridge Chart locker - with drain
- Complete engine and instrumentation displays Caterpillar engine displays
- 2 x Pompanette adjustable helm chairs
- Davit - Brower Power rotation 1200 lb capacity
- Twin Disc electronic engine controls
- Kallenberg air horn
- Flybridge FRP hardtop with non-glare texture and LED lights
- Large retractable Webasto sunroof
- Ocean Air screen for sunroof

- Flybridge to pilothouse access hatch with safety handrail
- Flybridge entertainment center includes Corian countertop w/SS grab rail, under counter sink and Grohe faucet
- U-line refrigerator w/icemaker and 30" DCS propane BBQ
- Flybridge freshwater deck washdown
- 32" LED fold down TV
- Helm steering wheel - Makore Cherry and stainless steel
- Hydraulic power steering
- Trim Tabs
- LED lighting in flybridge hardtop & deck courtesy lights - switches located at helm station
- Luxury L- settee with designer cushions and ho-lo FRP table
- Non-skid decking
- Search light
- Stereo CD/DVD/AM/FM system with 4 speakers
- Stabilizer system remote (console)
- Stairway "molded fiberglass" from cockpit to flybridge with teak steps treads & 316L SS oval safety handrail
- Tempered glass venturi screen with FRP frame
- Windlass control

Electronics

- Complete Garmin N2K System
- 5 x 8617 monitors
- GSD 24 Sounder Module
- GPS 19x NMEA 2000 Antenna/Receiver
- X3 GMI 20 Marine Instrument Display
- X2 GXM 53 Weather Antenna
- 626xHD2 6' Open Array Radar
- X3 GC 10 Marine Camera
- AIS 600
- VHF 200
- VHF 300
- GHS 20 Wireless Remote
- GHS 20 Second Station Autopilot Control Unit

Foyer

- Curved stairway with carpeted steps
- LED courtesy lights on steps
- Marble landing

- GE washer and GE dryer
- Utility storage cabinet
- Custom LED light fixtures & matching cabinet pulls
- Custom Makore Cherry paneling with satin finish
- Niche for framed artwork or mirror

Owner's Stateroom

- Full Beam owner's stateroom with walk-in head and closet behind the owner's berth
- Cedar lined hanging locker
- 40" LED TV Air-conditioning - chilled water type
- King size bed with storage drawers underneath
- Custom Makore cherry paneling, doors 7 cabinetry with satin finish
- Custom fabric wall panels and headliner
- Custom LED light fixtures, matching cabinet pulls and door locks sets
- Custom SS dual port light design w/screens
- Dimmer control for LED lighting
- Night stands
- Wall sconces
- Reading lights
- Hunter Douglas shades
- Starboard side bureau with drawers and shelving behind doors
- Portside settee with custom fabric and storage
- LED rope lighting
- Stereo CD/DVD/AM /SM system with four speakers (12-volt system)
- Carpet with underlayment
- 110 VAC outlets
- USB charge ports

Owner's Head

- Air-conditioning chilled water type
- Custom Makore Cherry and redwood burl vanity with storage and satin finish
- Under counter sink and Grohe single lever faucet
- Custom overhead ceiling treatment with accent lighting
- Custom LED light fixtures and matching cabinet pulls
- Custom double sinks
- Marble countertop
- Marble floor
- Grohe faucet for shower
- Large FRP shower stall lined with Corian

- Opening SS port light w/screen
- Shower exhaust fan
- Tecma toilet
- GFCI Dual outlets 8 Vimar

VIP Stateroom

- Island berth with built-in storage drawers, hinged top with storage underneath
- 32" LED TV
- Custom Makore Cherry paneling, doors and cabinetry with satin finish
- Custom fabric wall panels and headliner
- Cedar lined hanging locker
- Drawer storage built into the base of the island bed
- Headboard reading lights
- LED overhead lighting with dimmer control
- Custom LED light fixtures and matching cabinet pulls
- Opening SS port lights w/screens
- Skylight with screen & blackout cover
- Stereo CD/DVD/FM/AM system (12-volt system)
- Wrap around storage cabinets
- Air conditioning chilled water type
- 110 VAC outlets
- USB charge ports

VIP Head

- Vanity and under counter sink with Grohe faucet
- Marble counter top
- Marble floor Grohe faucet for shower
- LED overhead lighting
- Custom LED light fixtures & matching cabinet pulls
- Opening SS port light w/screen
- Overhead mirror in shower deck head
- Shower exhaust fan
- Tecma toilet
- Vimar GFCI Dual outlet
- Air conditioning chilled water type

Mid Guest Stateroom

- Full size bed

- 24" LED TV
- Cherry and Holly floor
- Cedar lined hanging locker
- Custom LED light fixtures and matching cabinet pulls
- LED overhead lighting with dimmer control
- Opening SS port lights X2 screens
- Custom Cherry Makore paneling, doors and cabinetry with satin finish
- Stereo CD/DVD/AM/FM/ (12-volt system)
- Air conditioning - chilled water type
- Custom fabric wall panels and headliner
- 110 VAC outlets
- USB charge ports

Guest Head

- Vanity and under counter sink with Grohe faucet
- Marble Countertop
- Mable floor
- Grohe faucet for shower
- FRP molded Shower Stall with granite bench seat
- LED overhead lighting
- Custom LED light fixtures & matching cabinet pulls
- Opening SS port light w/screen
- Overhead mirror in shower deck head
- Shower exhaust fan
- Tecma toilet
- Vimar GFCI Dual outlet
- Air conditioning Chilled water type

Engine Room

- 2 x Caterpillar C-18 1136 HP diesel engines (260 hours - May 2019)
- Full engine warranty from Caterpillar with Caterpillar concierge - able to buy or extend service
- Stand up headroom in the engine room and lazette
- Electronic engine controls - 4 station engine and thruster electronic controls
- Twin Disc transmissions
- 1200 gallons fuel capacity - athwart-ships fuel tanks
- 400 gallons water capacity
- 150 gallon holding tank capacity
- 20 gallon hot water tank
- Sea Torque drive shaft system

- Bronze seacocks and sea strainers on engine raw water intakes
- Color coded water lines
- Color coded hydraulic steering lines
- Parker fuel lines
- Engine oil changing system upgraded for gears, generators, engines
- 24V DC LED lights
- Engine automatic shutdown system - Seafire system
- Engine room bulkhead insulated with extra sound insulation
- Engine room emergency bilge pumping system - SS manifold system Utilizes engine R/W pumps
- Engine room fans 24-volt x 4
- Engine room A/C Engine room fire extinguisher - Seafire system
- Engine room sound reduction insulation (Sound Down)
- Fiberglass exhaust mufflers
- FRP non-skid floors with rubber treads
- Fresh water outlet
- Fuel vent filters - Racor marine version MA filters
- High water bilge alarm
- 110 VAC pressured fresh water system with Head Hunter pump
- Racor Dual 1000FG fuel filters for each engine
- Racor fuel filters for the generators
- SS engine mounts
- SS rudders and rudder posts
- SS safety grab rails around engines
- Under water exhaust system with bypass to transom
- Camera - 3 x Garmin (2 in engine room- 1 aft deck)
- White fared and painted bilge

Electrical

- 2 x Kohler generators 23KW
- Complete AC/DC breaker/distributing panel with back lighting
- 1 x 50amp Master Volt 24VDC battery charger - Engine start bank
- 1 x 20amp Master Volt 12VDC battery charger - Generators
- 10 x 115amp AGM batteries w/box for house bank
- 4 x 200amp Cat batteries w/box 2 x per engine for start bank
- 2 x 200amp Cat battery w/box for generator start
- Bilge pumps - 4 automatic 2000GPH Johnson 1 x manual
- 24-volt back up water pump
- 4KW Magnasine Inverter/120A Charger with remote panel
- 120 VAC outlets throughout _Vimar
- 2 x 240/120 V-50A Glendinning cablemaster systems
- Aft high bilge water level alarm with warning panels in PH and FB

- Battery selection switches for the house-engine-generator-inverter
- Battery banks w/emergency switch
- Bonded electrical system
- Color coded AC and DC wiring system
- Dimmer switches for pilothouse, flybridge, salon, owners and VIP staterooms
- Fuel and water level indicators - Wema brand GFCI outlets - Vimar
- Holding tank level monitor
- LED overhead courtesy & task lighting
- Navigation lights (Aqua signal) LED
- Starboard pilothouse shore power inlets – 2 x 240/120V/50 and 1 x 125V/30A
- Shore power protection system - galvanic isolator
- Shore power selection switch
- Aqua-lift and air water separators on generators

Lazarette

- Aircraft style transom door
- Shore power selection switch
- 2 x stacked A/C chillers
- 2 x Acme Iso transformers
- 2 x Glendinning 250/125V/50A cable master systems with 75' of power cords
- Hydraulic lift access hatch on the aft deck
- Fender storage - SS rails mounted in the overhead located under aft deck settee location
- Finished lazarette with built-in cabinets - painted white
- FRP decking with rubber treads
- LED overhead lighting
- 110VAC outlet

General Equipment and Features

- Sidepower hydraulic stabilizers w/zero speed capability
- Sidepower hydraulic bow thruster and stern thruster
- 316L Grade S.S. oval handrails on the main and flybridge decks
- 316L Grade S.S. for mooring cleats, chocks and anchor roller
- Air-Conditioning reverse cycle system - chilled water type (Marine Air-2 units with backup pumps)
- Aircraft style doors in the pilothouse
- Canvas covers for the pilothouse windshield
- Detailed owner's manual with drawings
- Diesel heating system
- Dockside water pressure connection

- Door locksets, drawer latches and overhead light fixtures - Chrome finish
- Exterior main and flybridge deck and Cockpit LED Lighting
- Frameless windows
- Fresh water deck wash downs at forward, aft and flybridge
- HDMI Cables pre-wire for satellite to all TVs
- Salt deck wash downs at forward anchor locker and aft (Head Hunter pump)
- Search light with 2 x remote control stations - P/H & F/B
- Ship lighting & bilge pump systems indicator panel located in the Pilothouse
- Stainless steel portholes with screens
- Swim platform with removable 2.5" Dia S/S guard rails
- Tecma toilets
- Control bow and stern thrusters
- Transom door - FRP covered stainless steel aircraft style door
- Trim tabs - Hynautic brand
- TV/Cable & Phone inlet - Marisco PH6594 TV-SS
- Monitor in Master Stateroom for depth and movement when anchored
- Underwater lights - 5X total 3X across the transom and 1X port & stbd aft hull side
- Ocean Air Screen for the Sun Roof
- Full bridge enclosure and air conditioning
- Watermaker 1,200 GPD
- SAT system installed for TV's
- Custom Diamond Pattern on Cabinet & Interior Doors
- Tender-13' AB with 30 HP Yamaha
- Fresh water filtration system with UV light

Exclusions

Exclusions are to include but are not limited to, all owner's personal items. A detailed list of exclusions will be provided at the time of sale, upon written request.

Disclaimer

The Company offers the details of this vessel in good faith but cannot guarantee or warrant the accuracy of this information nor warrant the condition of the vessel. A buyer should instruct his agents, or his surveyors to investigate such details as the buyer desires validated. This vessel is offered subject to prior sale, price change, or withdrawal without notice.

Exclusions


Owner's personal belongings.

Disclaimer

The Company offers the details of this vessel or yacht in good faith but cannot guarantee or warrant the accuracy of this information nor warrant the condition of the vessel. A buyer should instruct his representatives, agents, or his surveyors, to investigate such details as the buyer desires validated. This vessel or yacht is offered subject to prior sale, price change, or withdrawal without notice.

PHOTOS

Salon



Salon




Salon




Salon




Galley



Galley Dinette



Galley Dinette



Galley Dinette



Helm



Helm



Stairs to Staterooms



Hallway to Staterooms



Master



Master



Master



Master Head



VIP Stateroom



VIP Head



Guest Stateroom



Guest Head




Transom




Transom Aircraft-Style Door



Aft Deck



Aft Deck



Flybridge



Flybridge



Flybridge Grill



Flybridge



Flybridge Helm



Flybridge Helm



Flybridge Helm



Portside



Bow



Anchor



CONTACTS

Andrey Shestakov, leading yacht broker of the sales department of Shestakov Yacht Sales Inc. Shestakov Yacht Sales Inc., the official representative of the Miami/Fort Lauderdale FL headquarters.

Contact details

Email: **andrey@shestakovyachtsales.com**

Web: shestakovyachtsales.com/en/

Telephones

USA: **+1(954)274-4435**

Office hours

Monday – Saturday: **9:00 - 21:00** EDT

Sunday: **closed**

Address



Harbour Towne Marina, 850 NE 3rd St, STE 213, Dania, FL 33004