

BACALAO — MARLOW



Builder: MARLOW

Year Built: 2005

Model: Motor Yacht

Price: PRICE ON APPLICATION

Location: United States

LOA: 82' 10" (25.25m)

Beam: 20' 4" (6.20m)

Max Draft: 4' 10" (1.47m)

Cruise Speed: 21 Kts. (24 MPH)

Max Speed: 26 Kts. (30 MPH)

Our experienced yacht broker, Andrey Shestakov, will help you choose and buy a yacht that best suits your needs **Bacalao — MARLOW** from **our catalogue**. Presently, at **Shestakov Yacht Sales Inc.**, we have a wide variety of yachts available on **our sale's list**. We also work in close contact with all the big **yacht manufacturers** from all over the world.

If you would like to buy a yacht **Bacalao — MARLOW** or would like help answering any questions concerning purchasing, selling or chartering a yacht, please call **+1(954)274-4435**

TABLE OF CONTENTS

TABLE OF CONTENTS	2
SPECIFICATIONS	5
Overview	5
Basic Information	6
Dimensions	6
Speed, Capacities and Weight	6
Accommodations	6
Hull and Deck Information	6
Engine Information	6
DETAILED INFORMATION	7
Accommodations	7
Salon	8
Galley	9
VIP Stateroom	11
Guest Stateroom	12
2nd Guest Stateroom	13
Master Stateroom	13
Electronics	14
Deck	16
Engine / Electrical / Mechanical	17
Additional Salespersons Remarks	19
Disclaimer	19
Exclusions	20
Disclaimer	20
PHOTOS	21
Profile	21
Cockpit Looking Forward	21
Cockpit Seating	21

Cockpit Looking Aft	21
Salon Looking Forward	21
Salon Looking to Port	21
Dining Area	21
Dining/Salon Looking Aft	21
Galley Looking Forward	22
Galley Looking to Starboard	22
Galley	22
Pilothouse Helm	22
Master Stateroom	22
Master Looking to Port	22
Master Looking Forward	22
Master Head Starboard	22
Master Head Port	23
Master Head Shower	23
VIP Stateroom	23
VIP Looking Forward	23
VIP to Port	23
VIP Head	23
Guest Stateroom/Laundry (Starboard)	23
Guest Stateroom Port	23
Guest Head	24
Flybridge Looking Forward	24
Flybridge Looking Aft	24
Flybridge Helm	24
Davit	24
Tender	24
Foredeck Looking Forward	24
Foredeck Looking Aft	24

Crew Quarters	25
Crew Quarters Looking Aft	25
316L Stainless Pilothouse Door Locking Wheel	25
316L Stainless Fairlead with Rollers	25
Varnished Handrail and Cap Rail	25
Bacalao Transom	25
Bacalao Starboard Side	25
Bacalao Port Side	25
Bacalao Stern	26
Bacalao Bow	26
Engine Room	26
Engine room	26
CONTACTS	27
Contact details	27
Telephones	27
Office hours	27
Address	27

SPECIFICATIONS

Overview

The most sought after pilothouse yacht in the industry, the Marlow Explorer 78E combines both elegance and sheer performance in a yacht without equal. The accommodations rival those of much larger yachts, and the ability to cruise at 22 knots puts her in a class by herself. The bridge deck provides a great vantage point to cruise for extended periods of time in complete comfort with many of your closest friends aboard perched upon the custom blue and white Sunbrella seating areas behind the twin Stidd helm chairs. Construction methods used in building a yacht of this quality are no accident. With constant research and development of these yachts, a Marlow Explorer yacht will always be much sought after. With the highest resale value in the industry, it is also a great investment providing peace of mind to the owners as they cruise in comfort and safety wherever they wish to go.

Designed with the patented Velocijet Strut Keels, this 78E Marlow Explorer can handle just about any sea with relative ease, while tracking straight as an arrow. Whether heading directly into mountainous seas or riding large following seas, this Marlow Explorer provides the most comfortable ride afloat and truly is in a class by herself! With the Owners King, VIP King and two additional guest cabins, (plus crew quarters for two crew), this boat is ready for your next off shore excursion!

Recent upgrades and services

- A/C chiller replaced in 2019. Secondary chiller serviced
- New watermaker membranes- 2019
- New shaft and rudder seals- 2019
- New Inverter- 2018
- New bottom paint- 2019 (sandblasted off and repainted)
- New shore power cord
- Engines and Generators serviced- 2019

Basic Information

Category: Motor Yacht

Model Year: 2005

Year Built: 2005

Country: United States

Dimensions

LOA: 82' 10" (25.25m)

Beam: 20' 4" (6.20m)

Max Draft: 4' 10" (1.47m)

Speed, Capacities and Weight

Cruise Speed: 21 Kts. (24 MPH)

Max Speed: 26 Kts. (30 MPH)

Displacement: 100000 Pounds

Water Capacity: 500 Gallons

Holding Tank: 200 Gallons

Fuel Capacity: 3000 Gallons

Accommodations

Total Cabins: 4

Hull and Deck Information

Hull Material: Composite

Engine Information

Engines: 2

Manufacturer: Caterpillar

Model: 3412

Fuel Type: Diesel

DETAILED INFORMATION

Accommodations

Whether entering from the double transom doors from the Euro style swim platform or boarding through port or starboard bulwark doors, you will see the superior quality that sets a Marlow Explorer apart from its competitors. As you stroll around beautifully handcrafted teak decks, installed without fasteners to avoid any opportunity for leaks, you will notice all the best features we could imagine incorporated into our yachts. The Portuguese Bridge with high bulwarks allows movement both fore and aft. The design of these yachts, while classic in style, incorporates modern composite materials and construction methods that are not available in any other yacht. While fit and finish are common terms used in the marine industry, at Marlow Yachts the terminology better describing our yachts is craftsmanship created by artisans. There is no settling for adequate, as our factory strives to build the very best, always.

While lounging on the covered aft decks with custom built-in seating and teak table, you will be amazed at the space on board. The arched ladder leading to the bridge deck is placed above a fiberglass cabinet style access hatch and door which leads down to the crew cabin with sleeping for two and complete head and separate shower. Forward of the crew cabin is the huge engine room and machinery space. Mechanics from our main engine suppliers are impressed with the

6 foot plus head room and the ability to move around the front and outside of both engines with ease. The transom access door from the lazarette storage area provides convenient access without disruption to the owners who may be aboard.

Just above on the aft deck, a study door accesses the spacious main salon. Custom built for the current owners and decorated with designer fabrics, spectacular is the word that immediately comes to mind. All the way aft, twin leather recliners face a Phillips Flat Panel TV which is mounted in the forward end of the salon and surrounded by teak cabinetry and drawers. Opposing sofas feature seat bases that lift hydraulically to expose Formica lined storage underneath. You will not find, in this or any other Marlow Yacht, any unfinished surfaces, anywhere. A teak hi-lo cocktail table complements teak blinds and teak and holly floors, and a custom round teak dining table, finished in high gloss, accents designer dining chairs.

The pilothouse, galley and dining area, up three steps from the salon, allow the captain to enjoy the company of all aboard. The island style galley, complete with two stainless steel lined, drawer style, U-Line refrigerators, additional Sub-zero freezer, drawer style Fisher-Paykel dishwasher, Dacor smooth top range and oven, Sharp microwave, garbage disposal, Grohe fixtures, Franke stainless sink, and black galaxy granite

countertops, combine to create a chef's dream in which to create culinary delights. The pilothouse helm is fully equipped with redundancy on all electronics including two full PC based navigation packages. An overhead systems panel, standard on Marlow Explorers, provides readouts of the ship's systems.

The four staterooms, accessed from the pilothouse via a teak staircase, are custom finished in light maple artistically accented with teak trim and joinery, right down to the cabin doors which are finished in maple on the interior side and teak on the hallway side. German Schwepper door locks finish the look and feel of quality. The VIP stateroom is forward with king centerline berth and private head with separate shower, all with nearly 7' headroom. Twin lockers are cedar lined and lighted, and the cabinetry is finely finished furniture. A hatch, just aft of the berth, provides access to the bow thruster and lower bilges which are finished in high gloss white awlgrip. Aft and to port is a guest stateroom with oversized single berths, also complete with private head and separate shower. Stainless steel opening port lights supply plenty of light and ventilation. Opposite the guest stateroom is the 4th stateroom with queen sized berth, elevated to accommodate an ASKO washer and dryer, and teak sliding tambour doors which allow the area to be open or closed off for privacy. Moving aft is a luxurious master stateroom with a centerline king size berth, a settee surrounded by lockers starboard, a beautifully finished vanity table surrounded by curved drawers portside, and full width his and her heads aft, each fully outfitted with luxury granite sinks and pewter and gold Grohe fixtures, adding to the rich feel of this yacht. A finely crafted desk with chair and Shoji privacy screens forward add that final touch of finish unique to a Marlow.

- CREW QUARTERS EQUIPPED WITH:

- HEAD

- SEPARATE SHOWER

- FLAT PANEL TV

- DIRECT TV RECEIVER

Salon

As you enter from the large aft deck, the salon view forward entices you to sit and

relax and let time pass by slowly. This area has a large lounging area, a dining table and a built-in desk to starboard. The furnishings in the lounge were done by a decorator and the two large camel leather recliners are situated to face forward, and view the flat panel TV mounted in the forward end of the salon. There are two built-in sofas in a very plush blue with gold accented fabric. There is of course storage beneath the sofas, and they have hinged bases that are raised by hydraulic lifts. In front of the starboard sofa is a teak hi-lo cocktail table produced by the craftsmen at the Marlow Yachts factory. To port in the salon is an end table, a brown leather ottoman to match the recliners, and the U-Line wine cooler. To starboard forward of the seating areas there is a built-in desk with file drawers and a slide out printer cabinet. This work space would rival in size what many would only wish they had at home or work. The centerpiece of the dining area is a beautiful inlaid teak table with black and gold trim with a sculpted circular lighting area above. There are six custom upholstered dining chairs that will make comfortable dining in the open salon area.

- RETRACTABLE SCREEN DOOR IN SALON
- BOSE STEREO SYSTEM WITH DVD PLAYER
- DEDICATED DIRECT TV RECEIVER

Galley

Just three steps up from the salon is the large galley and dinette which is a gathering point for guests and family alike when cruising from the lower helm. There is plenty of room for up to six people to sit in the dinette, enjoying a great snack or meal, while the captain navigates in total comfort while sitting in the Stidd helm chair. The dinette and helm chair are covered in camel leather, while the dinette tabletop is black galaxy granite, as is the galley countertop. There are many storage cabinets in the galley, and one in particular is a full counter height slide-out spice rack. This may not be important to some people, but keeping these items in one place, is better than having them all over the place. There is plenty of refrigeration and other galley amenities to make your voyages enjoyable.

The lower helm is forward in the galley area and is spacious and laid out so visibility is never a problem. The helm is large enough to handle a large array of state of the art electronics, and the special teak encapsulated stainless steel wheel that looks more like

a work of art than a mere helm apparatus. In addition to the electronics, the overhead monitoring panel tells you just about all you need to know about the rest of the ship's systems. In this pilothouse area, there are port and starboard watertight doors that slide out and lock in their open position which give great access to the bow and stern while docking. There are retractable screens on both pilothouse doors.

- 2 U-LINE DRAWER STYLE REFRIGERATORS

- 1 SUBZERO 700BF DRAWER STYLE FREEZER

- SHARP CAROUSEL MICROWAVE OVEN

- GROHE FAUCETS

- GARBAGE DISPOSAL

- HIDE AWAY GARBAGE BIN

- TEAK LOUVERED DOORS FOR CABINETS

- DACOR 4-BURNER RANGE

- DACOR OVEN

- OVERHEAD EXHAUST FAN

- FISHER-PAYKEL DRAWER DISHWASHER

- FRANKE STAINLESS STEEL SINK
- CUTTING BOARDS COVER SINK
- TEAK & HOLLY FLOORS

VIP Stateroom

As you grab the curved teak handrail that lets you glide down the curved stairs from the pilothouse and galley and turn to the right, the VIP Stateroom is a few steps toward the bow. The headroom in this cabin is close to 7' and in keeping with the custom thoughts of the owners was finished in light maple and accented with teak. This created a very rich look by any standards, and a credit to both the owners and David Marlow for creating a flawlessly styled interior. The King size berth has a beautiful custom fitted bedspread with colors and patterns that blend so you would think they were destined to be together. There is a wall mounted flat panel TV with it's own HD receiver plus a stereo system. This stateroom is complete with a full sized head and separate shower. The granite sink is a great complement to the light maple finished walls.

- SONY FLAT PANEL TV
- DEDICATED DIRECT TV RECEIVER
- KING SIZE BERTH
- CUSTOM COMFORTERS
- DECORATOR PILLOWS
- INDIRECT LIGHTING

- HEAD HAS GRANITE SINK TOP
- GROHE FIXTURES
- OVERHEAD HATCHES WITH SCREENS
- LIGHTED CEDAR LINE LOCKERS
- FORMICA LINED DRAWERS

Guest Stateroom

The port side guest stateroom has two very comfortable single berths with a built in nightstand between them. There is a full size head with separate shower. This stateroom is also finished with lighter wood with teak accented trim.

- NIGHT STAND WITH MIRROR ABOVE
- HANGING LOCKER
- DECORATOR COMFORTERS
- SONY 15" FLAT PANEL TV
- PANASONIC VCR/DVD PLAYER
- SEPARATE STALL SHOWER

2nd Guest Stateroom

This stateroom is semi-private as it lies at the base of the stairwell from the pilothouse, and has tambour type doors that will close for privacy or can be left open as a place to take a nap or read a book. The berth is close to queen size and is elevated to allow for the washer and dryer below.

- ASKO WASHER
- ASKO DRYER
- SONY FLAT PANEL TV
- DEDICATED DIRECT TV RECEIVER
- TWO STAINLESS PORTLIGHTS

Master Stateroom

Stepping into the full-width master stateroom is like checking in to a luxury hotel suite. The king size bed sits centerline with the his-and-her heads directly behind both with an adjoining shower with access from both heads. Each head has a granite sink, locker storage, a VacuFlush head operated by a button, and mirrors. The stateroom has plenty of storage and a built-in desk. The stateroom is finished in light maple and accented with teak trim. There is a hidden makeup table on the starboard side surrounded by locker and drawer storage. This stateroom will make time aboard a luxury.

- SHOJI SCREENS
- SONY FLAT PANEL TV
- DEDICATED DIRECT TV RECEIVER

- SETTEE ON PORT SIDE
- DESK WITH CHAIR
- STORAGE LOCKERS
- TEAK AND HOLLY FLOORS
- STAINLESS PORT LIGHT WINDOWS
- VACUFLUSH HEADS
- GROHE GOLD PLATED FIXTURES
- DUCTED AIR CONDITIONING
- CIRCULAR LIGHT BAR OVER KINGSIZE BED
- LARGE MIRROR

Electronics

This yacht has redundant electronics to insure that, with any failure, there is a backup for the backup systems. The current owners and the captain enjoyed miles of trouble free travelling, with the assurance that the systems would safely guide them. The overhead systems monitoring panel gives all the shipboard displays necessary, including the tank tender system for checking levels in the fuel, water, and black and gray water tanks. Also located in this panel is the inverter monitoring station, the

electronics breakers and digital battery monitors. Bow and Stern Thruster

Controls at helm, bridge and on remote. Total height with radar mast folded is 20'.

- LOWER HELM:

- FURUNO NAVTEX NX-300

- 2-FURUNO GP-37 GPS WAAS NAVIGATORS

- FURUNO NAVNET

- SIMRAD AP-25 AUTO-PILOT

- STANDARD HORIZON SPECTRUM VHF RADIO

- RAYMARINE DIGITAL DEPTH FINDER

- RAYMARINE DIGITAL SPEED MONITOR

- GARMIN 5215 TOUCHSCREEN RADAR/PLOTTER 2010 W/24HD RADOME

- XM WEATHER

- UPPER HELM:

- FURUNO NAVTEX NX-300

- FURUNO NAVNET
- FURUNO GP-37 GPS/WAAS
- SIMRAD AP-25 AUTO-PILOT
- STANDARD HORIZON SPECTRUM VHF RADIO
- CELL PHONE SIGNAL BOOSTER
- SKYMATE
- RAYMARINE APPARENT WIND MONITOR
- WIRELESS YACHT CONTROLLER 2011
- GARMIN 5215 TOUCHSCREEN RADAR/PLOTTER 2010

Deck

The deck areas both top and lower are very special on Marlow Explorer yachts. The attention goes to every detail with high bulworks, wide side decks, the beautiful teak caprails, and secure access to the bow from the Portuguese Bridge. The teak joinery and many other innovative features are unparalleled in this type of yacht.

- WATERTIGHT TRANSOM DOOR

- RECESSED CLEATS
- CUSTOM OVAL STAINLESS STEEL HARDWARE
- DUAL ENTRY FROM SWIM PLATFORM & NEWER BRIDGE ENCLOSURE
- HYDRAULIC DAVIT 1600 LB.CAPACITY
- TEAK DECK
- FOLDING RADAR MAST
- LIFERAFT CAPACITY 8
- ELECTRIC GRILL ON BRIDGE

Engine / Electrical / Mechanical

The Caterpillar 3412 diesels give this yacht a swift 22 knot cruise, but can be slowed down to give long range cruising capabilities.

- 2-NORTHERN LIGHTS 20KW GENSET (2100 HRS ON EACH)
- 2-CABLEMASTERS ON STERN
- 2-CABLEMASTERS ON BOW

- SIDEPOWER 20HP BOW THRUSTER
- SIDEPOWER 15HP STERN THRUSTER
- NAIAD STABILIZERS
- NEWER AGM BATTERIES
- CHILLED WATER AIR CONDITIONING
- SEA CHEST FOR ALL INCOMING SALTWATER
- COMMON DRAIN SYSTEM
- 1600 GPD SEA RECOVERY WATER MAKER
- ZETA ROD
- SPURS ON SHAFTS
- NEW BOTTOM PAINT
- FRESH DETAIL AND VARNISH
- NEW STYLE SPRAY RAIL INSTALLED BY MARLOW MARINE
- NEWER RUNNING GEAR; SERVICED RECENTLY AND FLUIDS CHANGED

Additional Salespersons Remarks

Whether cruising to some far off destination or anchored at your favorite port, being aboard a Marlow yacht like "BACALAO" will be the very best yachting experience of your life. No expense was spared to keep this yacht in its like-new condition.

Marlow Yachts are limited production yachts built under constant supervision and stringent quality control procedures. Very few products in the world undergo the battery of tests and scrutiny designed to make your yachting experience one of pleasure. The major vacuum bagged components are built in only three major molds constituting a marvelous technological advance that eliminates dozens of potential leaks and unsightly joint areas. Resin infusion is extensively used where appropriate. The Marlow Explorer exterior finish is among the finest on earth and will look like fine porcelain for years to come. Marlow yachts are designed and built to cross the oceans of the world in comfort and safety while the proprietary Strut Keel technology allows inland and island cruising with fully protected running gear. Marlow Yachts are certified by ABS (American Bureau of Shipping), Lloyds Register, and ISO 9001, a status enjoyed by less than a handful of pleasure powerboat manufacturers worldwide.

- 15' FLAG BLUE MARLOW SPRITE DINGHY
- 40 HP YAMAHA
- STAINLESS SAFETY RAILS ON PLATFORM
- CURVED ACCESS LADDER TO BRIDGE

Disclaimer

The Company offers the details of this vessel in good faith but cannot guarantee or warrant the accuracy of this information nor warrant the condition of the vessel. A buyer should instruct his agents, or his surveyors, to investigate such details as the

buyer desires validated. This vessel is offered subject to prior sale, price change, or withdrawal without notice.

Exclusions

Owner's personal belongings.

Disclaimer


The Company offers the details of this vessel or yacht in good faith but cannot guarantee or warrant the accuracy of this information nor warrant the condition of the vessel. A buyer should instruct his representatives, agents, or his surveyors, to investigate such details as the buyer desires validated. This vessel or yacht is offered subject to prior sale, price change, or withdrawal without notice.

PHOTOS


Profile




Cockpit Looking Forward




Cockpit Seating



Cockpit Looking Aft




Salon Looking Forward




Salon Looking to Port




Dining Area



Dining/Salon Looking Aft



Galley Looking Forward



Galley Looking to Starboard




Galley



Pilothouse Helm



Master Stateroom



Master Looking to Port



Master Looking Forward




Master Head Starboard



Master Head Port




Master Head Shower




VIP Stateroom




VIP Looking Forward




VIP to Port



VIP Head



Guest Stateroom Port



**Guest Stateroom/Laundry
(Starboard)**




Guest Head




Flybridge Looking Forward




Flybridge Looking Aft




Flybridge Helm




Davit




Tender



Foredeck Looking Forward




Foredeck Looking Aft




Crew Quarters




Crew Quarters Looking Aft




316L Stainless Fairlead with Rollers



316L Stainless Pilothouse Door Locking Wheel




Varnished Handrail and Cap Rail




Bacalao Transom




Bacalao Starboard Side




Bacalao Port Side




Bacalao Stern



Bacalao Bow



Engine Room



Engine room



CONTACTS

Andrey Shestakov, leading yacht broker of the sales department of Shestakov Yacht Sales Inc. Shestakov Yacht Sales Inc., the official representative of the Miami/Fort Lauderdale FL headquarters.

Contact details

Email: **andrey@shestakovyachtsales.com**

Web: shestakovyachtsales.com/en/

Telephones

USA: **+1(954)274-4435**

Office hours

Monday – Saturday: **9:00 - 21:00** EDT

Sunday: **closed**

Address



Harbour Towne Marina, 850 NE 3rd St, STE 213, Dania, FL 33004