

OS 325 — PURSUIT



Builder: PURSUIT

LOA: 32' 0" (9.75m)

Year Built: 2016

Beam: 10' 10" (3.30m)

Model: Sport Fisherman

Price: PRICE ON APPLICATION

Location: United States

Our experienced yacht broker, Andrey Shestakov, will help you choose and buy a yacht that best suits your needs **OS 325 — PURSUIT** from **our catalogue**. Presently, at **Shestakov Yacht Sales Inc.**, we have a wide variety of yachts available on **our sale's list**. We also work in close contact with all the big **yacht manufacturers** from all over the world.

If you would like to buy a yacht **OS 325 — PURSUIT** or would like help answering any questions concerning purchasing, selling or chartering a yacht, please call **+1(954)274-4435**

TABLE OF CONTENTS

TABLE OF CONTENTS	2
SPECIFICATIONS	4
Overview	4
Basic Information	4
Dimensions	4
Speed, Capacities and Weight	4
Hull and Deck Information	4
Engine Information	5
DETAILED INFORMATION	6
ADDITIONAL INFORMATION:	6
SPECIFICATIONS AND DETAILS	6
Exclusions	12
Disclaimer	12
PHOTOS	13
1	13
3	13
6	13
9	13
8	13
7	13
5	13
2	13
4	14
20	14
13	14
22	14
12	14
14	14

19	14
10	14
21	15
24	15
25	15
28	15
11	15
15	15
16	15
26	15
23	16
17	16
18	16
27	16
CONTACTS	17
Contact details	17
Telephones	17
Office hours	17
Address	17

SPECIFICATIONS

Overview

THIS IS THE DEAL OF THE SEASON.....MOST COMPETITIVELY PRICED!!!!

WHY BUY NEW, THIS PURSUIT OS 325 IS LIKE NEW AND IN SHOWROOM CONDITION!!!

LOW 366 HOURS, PREFERRED TWIN YAMAHA 300HPs, 4 STROKES AND NEVER FISHED!!!

Basic Information

Category: Sport Fisherman

Model Year: 2016

Year Built: 2016

Country: United States

Dimensions

LOA: 32' 0" (9.75m)

Beam: 10' 10" (3.30m)

Speed, Capacities and Weight

Displacement: 12430 Pounds

Water Capacity: 30 Gallons

Holding Tank: 18 Gallons

Fuel Capacity: 300 Gallons

Hull and Deck Information

Hull Material: Fiberglass

Engine Information

Engines: 2

Manufacturer: Yamaha

Model: 300

Engine Type: Outboard

Fuel Type: Gas

DETAILED INFORMATION

ADDITIONAL INFORMATION:

As described by Sport Fishing Magazine, the OS 325 fishes big at nearly 35 feet, from stem to stern blending fishability and luxury.

Creature comforts? How about a cabin hardwood-finished, trimmed with solid stock and appointed with modern fabrics? Sound-deadening insulation keeps it all mellow.

Custom seating and table transform into a V-berth, while aft is a full-size berth. A 19-inch LED TV is standard, as are premium speakers. On the port side is a full-feature galley with cooktop and microwave oven, at starboard a head with Corian countertop and shower.

The cockpit feels like a living room, the captain's helm chair swiveling to share time afloat with passengers on molded L-shaped lounge seating. Tunes pour from a Polk Audio system with six speakers plus subwoofer; an entertainment center offers refreshments.

And still, at heart this is a fishing boat. So you'll tally four stainless-steel gunwale rod holders, a lighted 24-gallon recirculating livewell, under-gunwale rod storage on both port and starboard, insulated fish boxes and a cockpit tackle center. The standard molded fiberglass hardtop bears four rod holders, a glass windshield and tempered-glass side windows. And, as our respondents noted approvingly of Pursuit, you have plenty of options too.

MAKE AN APPOINTMENT TO SEE THIS RARE FIND AND MAKE AN OFFER!!!!

SPECIFICATIONS AND DETAILS

Specifications and Details

HULL FEATURES

- Pursuit Fresh White Gelcoat
- Hand Laminated Hull with Vinyl Ester Resin and Engineered Fabrics
- 5 Ply Resin Infused Composite Transom System with Patented Transom Reinforcement Grid
- Infused Fiberglass Structural Grid System with Molded Finish and Integrated Bilge Water Management System
- Foam Filled Structural Grid
- Bronze Thru Hull Fittings Below Water Line

- Chrome over Bronze Thru Hull Fittings Below the 7 Degree Heel Line
- Stainless Clad Composite Thru Hull Fittings Above the 7 Degree Heel Line
- Bronze Garboard Drain
- Trim Tabs, Lenco Electric with Auto-Retract
- Bow Eye, 5/8" 316L Stainless Steel
- Integrated Transom Platform Extensions Outboard of Engines
- Boarding Ladder, 4-Step Telescopic, Mounted in Hull Platform
- Anchor System, Integrally Molded Thru-Stem
- Windlass, anchor, chain and rode.
- Horn, Electric, with Oval Stainless Steel Cover
- Bow Thruster, 3.0 HP (2.2 kW) with Group 31 AGM Battery, Switch and Fuse
- Dedicated Transducer Location
- Forward hull compartmentation with one (1) 1100 GPH bilge pump with automatic float switch
- Molded Hull Side Frameless Tempered Glass Windows

DECK FEATURES

- Hull and Deck Joint Mechanically Fastened
- Rub Rail: High Density PVC with Solid 316L Stainless Steel Insert
- Transom Cap, 316L Stainless Steel
- Molded One Piece Deck and Cockpit Liner with Non-Skid Pattern Area
- Flush Mounted Integral Anchor Locker with Fiberglass Lid including: Horizontal Anchor Windlass with Switch at Helm and Remote at Anchor Locker 316L Stainless Steel through Stem Anchor Roller with 8" Mooring Cleat and Chain Binder 22lb Stainless Steel Plow Style Anchor, Self-Righting Shackle and 200' Rode (1/2" 8 Plait including 20' of 1/4" G4 Chain)
- Cleats, 316 Stainless Steel, 10" Pop Up (2) Stern, 8" Pop Up (2) Aft Spring, 10" Fixed Forward Spring (2) and (2) Bow
- Molded Recessed Hatches with Gaskets and 316L Stainless Steel Latches and Overboard Drain Tracks
- Molded Transom Walkthrough with Hinged Transom Door, 316L Stainless Steel Latch and Magnetic Catch
- Self-Draining Cockpit with Bronze Ball Valve at Hull Side
- Bow Rail, one-piece, welded 316L Stainless Steel, with 1 1/4" Top Rail and 1" Stanchions
- Transom Grab Rails, 316L Stainless Steel, (port & starboard)
- Molded Non-Skid Steps in Splashwell for Athwartship Access
- Navigation Lights, LED, 2 mile
- Foredeck Hatch, 17" x 17", Flush with Adjuster and Screen
- Opening Port Lights (5) with Screen and Stainless Steel Frame
- Port and Starboard Pantographic Windshield Wipers with Fresh Water Washer System
- 316L Stainless Steel Foredeck Grab Rails (port & Stbd)

COCKPIT FEATURES

- Custom Cockpit Upholstery with Dri-Fast Foam and Mesh Backing
- Captain's Chair with Swivel Base, Foldable Armrests, Fore and Aft Adjustment and Flip-up Bolster
- Molded Port Bridge Lounge Seating with Molded Footrest and Equipment Storage Area
- Pursuit Cockpit Audio Entertainment System: 12V Bluetooth® Compatible Stereo System, Speakers (7 Total, 4 in Hardtop, 2 Interior, & Subwoofer), Amplifier, Remote at Helm & Ext Antenna
- Molded Entertainment Center with Sink, Hot/Cold Mixing Faucet, Cutting Board, Dedicated Storage, 120v Outlet with GFI Protection and Hinged Fiberglass Lid and Doors
- Cockpit Tackle Center with Lure Tube, Tackle Tray and Bucket Storage
- Molded Aft Facing Cockpit Seat with Insulated Storage Below
- Folding Transom Seat with Patented Adjusting Backrest
- Cockpit Machinery Access Hatch
- Fresh Water Wash with Hot/Cold Mixing Valve and Chrome over Brass Pull-out Sprayer at Transom Door
- Raw Water Outlet in Cockpit with Quick Connect Fittings and 25' Hose
- LED cockpit accent lights (6) with Waterproof Switch in Cockpit
- Two (2) 316L Stainless Steel Drink Holders in Gunwale

FISHING FEATURES

- Rod Holders (4), Stainless Steel, in Gunwale
- Lighted Oceana Blue 24 Gallon Recirculating Live Well with Dedicated Bronze Strainer and Overboard Discharge
- Under Gunwale Rod Storage (port & starboard)
- Fish Boxes, Insulated, and Diaphragm Pumps with Overboard Discharge (port & starboard)
- Cockpit Tackle Center

INTERIOR CABIN

- Molded Acrylic Access Door with Gasket and 316L Stainless Steel Locking Latch
- Cabin Entry Steps with Custom Handrail and Wood Treads
- Molded Cabin Hull Liner with Custom Solid Wood Tongue and Groove Floor Accents, Mechanical Access, Drainage and Sound Damping Insulation
- Molded Cabin Deck Liner with Sound Damping Insulation
- Custom V-Berth Seating that Converts into Berth with Storage Space Below
- Solid Wood Table with Power Adjustable Pedestal
- Pursuit Digital Media Ready Entertainment Center with Jensen 19" LED TV
- Flush Mounted Foredeck Hatch with Screen
- Mid-berth Full-size 3" Foam Mattress and Quilted Cover

- Mid-berth Hanging Locker and Storage to Portside
- 316L Stainless Steel Opening Port Lights (3) with Screen
- Audio Stereo Speakers (2)
- Four Switch Panel with Overhead LED (2), Reading (2) and LED Floor Accent (2) Lights
- Horizontal Rod Storage for (4) Rods
- CO Monitor

GALLEY (PORT)

- Corian® Galley Counter Top
- Molded sink with Cutting Board Cover, Overboard Drain and Stainless Clad Composite Thru Hull Fitting
- Pressurized Hot/Cold Mixing Valve and Faucet
- Galley Lower Storage Cabinet with Maple Drawers (3), Dedicated Storage and Trash Can
- Galley Pantry Storage Locker with Storage Shelves and Hardwood Keepers
- Galley Upper Cabinet Storage with Doors
- 12V, 1.9 cu. ft. Stainless Steel Refrigerator
- 12V LED Overhead Light (2)
- 12V Outlets (2) and dual USB charger (1)
- Kenyon 120V Single Burner Glass Cook Top with Touch Controls and Pop-up Pot Holders
- Frigidaire 120V 1.1 cu. ft. Stainless Steel Faced Microwave Oven
- 120V Outlet with GFI Protection (1)
- Fire Extinguisher
- 316L Stainless Steel Opening Port Light with Screen

HEAD (STARBOARD)

- Fiberglass Private Head Compartment with Non-Skid Pattern Area
- Custom 1 1/4" Wood Framed Entrance Door with Custom Latch and Mirror
- Designer Sink with Corian® Countertop, Vanity Mirror and Hot/Cold Pull-out Shower Wand
- Vanity Storage Cabinet with Shelves
- Overhead Storage Cabinet with Shelf and Dual Mirrors
- Vacuum Flush Marine Head with 18 Gallon Holding Tank, Macerator Discharge Pump, Stainless Steel Deck Pump-out Fitting and Bronze Thru Hull Fitting with Seacock
- Fiberglass Toilet Seat Cover
- Shower Curtain
- 316L Stainless Steel Opening Port Light with Screen
- Vanity Storage Cabinet with Shelves
- Toilet Tissue Holder
- Shower Sump Box Drain with Automatic Discharge Pump

- Two Switch Panel with Overhead LED Lights (2) LED Floor Accent Light (1)
- 120V Outlet with GFI Protection (1)

HARDTOP & WINDSHIELD

- Molded Fiberglass Hardtop Integrated Visor
- Powder Coated Aft Structural Hardtop Supports with Rod Holders (4)
- Custom Windshield System with Optically Clear Laminated Windshield Glass, Tempered Side Glass with Infused Fiberglass Frame and Electrically Actuated Center Vent Window
- Custom Stainless Steel Ratcheting Anchor/Stern Light with Burgee Rings and USA Flag
- Four (4) Tri Color LED Lights
- Indirect Lighting Over Dash
- Aft Facing LED Spreader Light
- 316L Stainless Steel Fore/Aft Underside Grab Rails
- Powder Coated Fore/Aft Topside Grab Rails
- 60 mil Strataglass™ Side Curtains
- Integrated Stereo Speakers (4)
- Horn, Trumpet
- Integrated Port & Starboard Overhead Glove Boxes
- Integrated Life Jacket Storage
- Port and Starboard Ventilation Hatches with Screens
- Fiberglass Hardtop with Dedicated Radar, Antenna and Outrigger Locations

HELM

- Molded Fiberglass Aft Tilting Helm with Instrumentation Visor, Electronics Mounting Surface, Fold Out Fiberglass Footrest/Platform and Safety Lanyard
- Molded Acrylic Access Door with Secondary Framed Screen Door and 316L Stainless Steel Locking Latch
- 316L Stainless Steel Steering Wheel with Control Knob and Non-Slip Grip on Sport Tilt Plus Helm
- 12V Panel with Illuminated Carling® Rocker Switches
- Single windshield wiper with washer control
- Port and Starboard Heavy Duty Pantographic Windshield Wiper System with Washer Control
- Dual Garmin Map 7612 Chartplotter & Radar
- Garmin Autopilot
- Garmin Marine Radio VHF 200
- Compass
- Trim Tab Control Panel and Indicator
- Bow Thruster Joy Stick Control
- Waterproof Stereo Remote with Full Function Display
- 316L Stainless Steel Grab Rail

- One 12V Outlets (1) and Dual USB Charger (1)
- Helm Drink Holders (2) in Side Panel
- Helm Fire Extinguisher
- Yamaha® Command Link Plus Display and Data Center

ELECTRICAL SYSTEMS

- FISCHER PANDA 4.2 Kw DIESEL GENERATOR
- UL® Rated Fully Tinned, Color Coded Copper Wire
- Custom In-House Built, Heat Sealed, Mechanically Crimped, Color Coded Battery Cables
- Custom In-House Built, One-Piece Electrical Harness with Water Proof Connectors and Chafe Protection
- Powder Coated, Aluminum, Screen Printed (Front and Back) Battery Switch and Breaker Panel
- Bonding System: Thru Hull Fittings Below Water Line, Trim Tabs, Zinc Anode and Garboard Drain
- Five Battery System: Port Engine (1), Starboard Engine (1), Bow Thruster (1) (AGM), House (1) (AGM) and Electronics (1) (AGM)
- Single 120V 30 Amp 60 Cycle Dockside Power Connection
- One (1) 120V 30 Amp 50' Dockside Power Cord
- Isolation transformer
- Three 120V Outlets (3) with GFI Protection
- Three 12V Outlets (3) and Two Dual USB Chargers (2)
- One (1) 40 Amp Battery Charger for House, Electronics and Bow Thruster Batteries
- One (1) 20 Amp Battery Charger for Engine Cranking Batteries
- One Grounding Bus Bar
- Electronics Fuse Block

MECHANICAL SPACE

- Molded Interior White Gel Coat
- Molded Hatch with Gasket and Stainless Steel Gas Spring
- Molded Bilge Sump Area
- One Low Profile 900 GPH Bilge Pump with Integrated Float Switch, One 1500 GPH with Electronic Switch and Alarm with Stainless Steel Clad Composite Thru Hull Fittings
- Fresh Water Pump with Filter
- Raw Water Pump with Bronze Sea Strainer, Seacock and Thru Hull Fitting
- Livewell Cyclone Pump with Bronze Sea Strainer
- Dedicated Fish Box Diaphragm Evacuation Pumps
- Teleflex Power Steering Pump

FUEL SYSTEM

- EPA Compliant Lined 150 Gallon (port & stbd) Rotomolded Fuel Tanks (2) with Engine Pickups, Shutoff Valves, Digital Level Indicator and Deck Fuel Fill Plates
- Custom Built Premium Fuel Feed Lines with Mechanically Crimped Fittings
- Two (2) Yamaha® Water Separating Fuel Filters with Primer Bulbs

WATER SYSTEM

- 30 Gallon Water Tank and 316L Stainless Steel Deck Fill Plate
- Premium Sea Tech Color Coded Water Hose System with Mechanically Crimped Ends
- Pressure Sensing/Variable Speed Pump
- Centrally Located Fresh Water Connections
- Dockside Fresh Water Inlet with Pressure Regulator
- 6 Gallon Stainless Steel Water Heater, 120V/60 Cycle
- Cockpit Shower with Hot/Cold Mixing Valve

Exclusions


Owner's personal belongings.

Disclaimer


The Company offers the details of this vessel or yacht in good faith but cannot guarantee or warrant the accuracy of this information nor warrant the condition of the vessel. A buyer should instruct his representatives, agents, or his surveyors, to investigate such details as the buyer desires validated. This vessel or yacht is offered subject to prior sale, price change, or withdrawal without notice.

PHOTOS


1




3




6




9




8




7




5




2



4




20




13




22




12




14



19




10



21




24



25




28




11




15



16



26



23



17



18



27



CONTACTS

Andrey Shestakov, leading yacht broker of the sales department of Shestakov Yacht Sales Inc. Shestakov Yacht Sales Inc., the official representative of the Miami/Fort Lauderdale FL headquarters.

Contact details

Email: **andrey@shestakovyachtsales.com**

Web: shestakovyachtsales.com/en/

Telephones

USA: **+1(954)274-4435**

Office hours

Monday – Saturday: **9:00 - 21:00** EDT

Sunday: **closed**

Address



Harbour Towne Marina, 850 NE 3rd St, STE 213, Dania, FL 33004